

List of Evidence for Farms as USDA farm subsidy recipients

(note: farm may be a Hutterite colony)

Subject: North Slope Farms Inc, Harlowton, MT 59036

Location by State: Montana

Form and Version of Evidence: Original Evidence (Long Form)

Timeframe of Evidence as Webpages: 2009-2011

Topic: Original Evidence (Long Form) includes Findings and Conclusion

Section LF. List of Evidence (original evidence, long form)

1) EWG dataset (7/23/2011) for data 1995-2010 from [<http://farm.ewg.org/>]

a) 'Search Result' webpage

URL: [<http://farm.ewg.org/addrsearch.php?s=yup&stab=US&zip=&last=&first=&stab=AL&fulln...>]

b) 'Farm Location(s)' webpage

URL: [<http://farm.ewg.org/persondetail.php?custnumber=A11837169&summlevel=address>]

c) 'Summary' webpage(s)

URL: [<http://farm.ewg.org/persondetail.php?custnumber=A11837169>]

d) 'Programs' webpage(s)

URL: [<http://farm.ewg.org/persondetail.php?custnumber=A11837169&summlevel=detail>]

e) 'Ownership Interest(s)' webpage(s)

URL: [<http://farm.ewg.org/persondetail.php?custnumber=A11837169&summlevel=whois>]

URL: [<http://farm.ewg.org/persondetail.php?custnumber=B00109432>]

URL: [<http://farm.ewg.org/persondetail.php?custnumber=A11837169&summlevel=whois&dbtou...>]

Data:

1) Hutterite surnames found with USDA ownership shares data (2006):

[Hofer, Waldner, Wipf]

(note: for verification of Hutterite surnames refer to the webpage 'Surnames of Founding Families' at [<http://www.feehfs.org/links/hutterites/surnames.html>])

2) IRS Exempt Organization (EO) data webpage(s) from [www.irs.gov]

EO File URL: [<http://www.irs.gov/taxstats/charitablestats/article/0,,id=97186,00.html>]

EO File Date: (12/7/2009 is date EO file was downloaded from IRS website to CD)

3) Melissa Data webpage(s) (11/9/2009) and (7/23/2011) from [www.melissadata.com]

URL (11/9/2009): [<http://www.melissadata.com/lookups/np.asp?ein=043623929>]

URL (7/23/2011): [<http://www.melissadata.com/lookups/np.asp?ein=043623929>]

4) Manta data webpage(s) from [www.manta.com]

URL: (evidence not included)

5) Hutterite Directory webpage(s)

From [www.cedrontech.com], or link from [www.hutterites.org]

URL: (evidence not included)

6) Contact Information page(s)

7) MapQuest webpage(s) (7/23/2011) from [www.mapquest.com]

List of Evidence for Farms as USDA farm subsidy recipients

(note: farm may be a Hutterite colony)

Subject: North Slope Farms Inc, Harlowton, MT 59036

Location by State: Montana

Topic: Findings, for Section LF

(page 1)

Findings (for Section LF):

1:

North Slope Farms Inc cannot be confirmed as a Hutterite colony and member of the Hutterian Brethren Church due to a lack of evidence. Hutterite surnames are found at North Slope Farms Inc.

Data for North Slope Farms Inc for ID as a Hutterite colony:

1) Name: North Slope Farms Inc, Harlowton, MT 59036

2) Hutterite surnames found with USDA ownership shares data (2006): Hofer, Waldner, Wipf (note: for verification of Hutterite surnames refer to the webpage 'Surnames of Founding Families' at [<http://www.feefhs.org/links/hutterites/surnames.html>])

3) IRS EO/BMF data:

a) Name: North Slope Farms Inc, Harlowton, MT 59036-1901

b) IRC Section:

1) IRM Table: 501(d) Apostolic and religious organization

2) SOI Table: 501(d) Apostolic and Religious Org.

2(a):

IRS EO/BMF data found and the organization name and location are the same as the USDA business name and location.

USDA Business Name and Location:

[North Slope Farms Inc, Harlowton, MT 59036]

IRS Organization Name and Location:

[North Slope Farms Inc, Harlowton, MT 59036-1901]

IRC section 501(d) indicates the organization is a tax-exempt nonprofit religious organization but the ruling date is 06/2009 so cannot confirm the organization received USDA farm subsidies during the timeframe 1995-2010 as a tax-exempt nonprofit religious organization.

2(b):

'Summary' data shows that the farm subsidy payment data for the calculation of the USDA farm subsidy total for 1995-2010 applies to 2002-2007.

3:

Comparison of IRS EO/BMF data with Melissa Data data:

[Data Date: (IRS 12/7/2009), (Melissa Data 11/9/2009, 7/23/2011)]

[Data: EIN, Organization Name, Location by State, IRC Section, Ruling Date]

[043623929, North Slope Farms Inc, MT, 501(d), 06/2009 = IRS]

[043623929, North Slope Farms Inc, MT, 501(d), 06-2009 = Melissa Data (11/9/2009)]

[043623929, North Slope Farms Inc, MT, 501(d), 06-2009 = Melissa Data (7/23/2011)]

Comparison of data demonstrates all data is the same basic data.

List of Evidence for Farms as USDA farm subsidy recipients

(note: farm may be a Hutterite colony)

Subject: North Slope Farms Inc, Harlowton, MT 59036

Location by State: Montana

Topic: Findings, for Section LF

(page 2)

4:

IRS EO/BMF data indicates the organization is not required to file Form 990. Data from Melissa Data for the same organization indicates the organization is not required to file Form 990. The organization is classified as IRC section 501(d) and files Form 1065 so the data for Form 990 is correct.

5:

Dataset for timeframe 1995-2010:

Identity of USDA farm subsidy recipient:

[North Slope Farms Inc, Harlowton, MT 59036]

USDA farm subsidy total:

- 1) Subsidy Total 1995-2010: \$435,171.98 (note: exact calculation)
- 2) Subsidy Payments 1995-2010 Total: \$435,172 (note: rounded off calculation)
- 3) 'Summary' data shows that the farm subsidy payment data for the calculation of the USDA farm subsidy total for 1995-2010 applies to 2002-2007. So, a calculation for financial compensation will need to consider the ruling date 06/2009.
- 4) 'Summary' data for Total USDA Subsidies 2010: \$0

IRS EO/BMF data (12/7/2009):

1) Name:

[North Slope Farms Inc, PO Box 1901, Harlowton, MT 59036-1901]

2) Employer Identification Number (EIN): 043623929

3) IRC Section: 501(d) Apostolic and religious organization

4) Ruling Date: 06/2009

Melissa Data (11/9/2009, 7/23/2011):

1) Name:

[North Slope Farms Inc, PO Box 1901, Harlowton, MT 59036-1901]

2) Tax I.D. Number: 043623929

3) IRS Subsection: 501(d) - A religious and apostolic association.

4) Exempt Since: 06-2009

Operating As: Farm

List of Evidence for Farms as USDA farm subsidy recipients

(note: farm may be a Hutterite colony)

Subject: North Slope Farms Inc, Harlowton, MT 59036

(note: name not confirmed as a Hutterite colony)

Location by State: Montana

Status: Investigation as EO (Exempt Organization)

Topic: Conclusion, for Section LF

(page 1)

Conclusion (for Section LF):

1(a):

IRS EO/BMF data found and the organization name and location are the same as the USDA business name and location. IRC section 501(d) indicates the organization is a tax-exempt nonprofit religious organization but the ruling date is 06/2009 so cannot confirm the organization received USDA farm subsidies during the timeframe 1995-2010 as a tax-exempt nonprofit religious organization.

1(b):

'Summary' data shows that the farm subsidy payment data for the calculation of the USDA farm subsidy total for 1995-2010 applies to 2002-2007.

2:

Dataset for timeframe 1995-2010:

Identity of USDA farm subsidy recipient:

[North Slope Farms Inc, Harlowton, MT 59036]

USDA farm subsidy total:

- 1) Subsidy Total 1995-2010: \$435,171.98 (note: exact calculation)
- 2) Subsidy Payments 1995-2010 Total: \$435,172 (note: rounded off calculation)
- 3) 'Summary' data shows that the farm subsidy payment data for the calculation of the USDA farm subsidy total for 1995-2010 applies to 2002-2007. So, a calculation for financial compensation will need to consider the ruling date 06/2009.
- 4) 'Summary' data for Total USDA Subsidies 2010: \$0

IRS EO/BMF data (12/7/2009):

1) Name:

[North Slope Farms Inc, PO Box 1901, Harlowton, MT 59036-1901]

2) Employer Identification Number (EIN): 043623929

3) IRC Section: 501(d) Apostolic and religious organization

4) Ruling Date: 06/2009

Melissa Data (11/9/2009, 7/23/2011):

1) Name:

[North Slope Farms Inc, PO Box 1901, Harlowton, MT 59036-1901]

2) Tax I.D. Number: 043623929

3) IRS Subsection: 501(d) - A religious and apostolic association.

4) Exempt Since: 06-2009

Operating As: Farm

List of Evidence for Farms as USDA farm subsidy recipients

(note: farm may be a Hutterite colony)

Subject: North Slope Farms Inc, Harlowton, MT 59036

(note: name not confirmed as a Hutterite colony)

Location by State: Montana

Status: Investigation as EO (Exempt Organization)

Topic: Conclusion, for Section LF

(page 2)

3:

Recommendation:

> Step 1

Determine if organization is a Hutterite colony.

Name: North Slope Farms Inc, Harlowton, MT 59036

Hutterite surnames found with USDA ownership shares data (2006): Hofer, Waldner, Wipf

IRS EO/BMF data:

[Name: North Slope Farms Inc, PO Box 1901, Harlowton, MT 59036-1901]

[IRC Section: 501(d) Apostolic and religious organization]

> Step 2

A investigation to find IRC section data from the IRS Business Master File (BMF) for:

Name: North Slope Farms Inc, Harlowton, MT 59036

IRS EO/BMF data: North Slope Farms Inc, PO Box 1901, Harlowton, MT 59036-1901

Timeframe for IRC section data: 2002-2007



EWG Farm Subsidy Database

Corporate Subsidy Recipients 1 to 1 of 1 in Montana

Business Name: **NORTH SLOPE FARMS**

Rank	Name	Location	Subsidy Total 1995-2010
1	<u>North Slope Farms Inc</u>	Harlowton, MT 59036	\$ 435,171.98

Note: The information on conservation spending for 2010 is incomplete due to missing data from USDA's Natural Resource Conservation Service. Payment data currently are not included for the Environmental Quality Incentives Program, but will be added once NRCS makes it available.

The information provided for the Wetland Reserve Program (WRP) provides an inaccurate picture of how WRP payments are distributed. USDA's Natural Resource Conservation Service uses title companies as intermediaries to finalize wetlands easements under the Wetlands Reserve Program. As a result, the data provided to us shows large sums of money going to these title companies. In reality, the payments are ultimately distributed to landowners participating in the WRP.

Unfortunately, NRCS has not provided the data to show where these farms and wetlands are located or which farmers or landowners are enrolling in the program, so EWG is unable to allocate these large sums of money to individuals beyond the title companies. Therefore, these companies skew the conservation rankings and payment concentration, which EWG cannot avoid unless and until NRCS makes available the additional farm attribution data. Therefore, we have not included WRP payments in the 2010 data update.

Finally, we have separated data on farm commodity, disaster and conservation payments in order to provide a more accurate picture of top recipients and concentration of payments among the three main categories of USDA programs.

USDA subsidy information for **North Slope Farms Inc****Addresses on file with USDA for North Slope Farms Inc**

USDA county office from which subsidies were paid:	Subsidy Payments 1995-2010	Most recent address on file in USDA county office
Wheatland County, Montana	\$435,172	North Slope Farms Inc Harlowton, MT 59036
Total	\$435,172	

Note: The information on conservation spending for 2010 is incomplete due to missing data from USDA's Natural Resource Conservation Service. Payment data currently are not included for the Environmental Quality Incentives Program, but will be added once NRCS makes it available.

The information provided for the Wetland Reserve Program (WRP) provides an inaccurate picture of how WRP payments are distributed. USDA's Natural Resource Conservation Service uses title companies as intermediaries to finalize wetlands easements under the Wetlands Reserve Program. As a result, the data provided to us shows large sums of money going to these title companies. In reality, the payments are ultimately distributed to landowners participating in the WRP.

Unfortunately, NRCS has not provided the data to show where these farms and wetlands are located or which farmers or landowners are enrolling in the program, so EWG is unable to allocate these large sums of money to individuals beyond the title companies. Therefore, these companies skew the conservation rankings and payment concentration, which EWG cannot avoid unless and until NRCS makes available the additional farm attribution data. Therefore, we have not included WRP payments in the 2010 data update.

Finally, we have separated data on farm commodity, disaster and conservation payments in order to provide a more accurate picture of top recipients and concentration of payments among the three main categories of USDA programs.



North Slope Farms Inc received payments totaling \$435,172 from 1995 through 2010

Year	Conservation Subsidies	Disaster Subsidies	Commodity Subsidies	Total USDA Subsidies 1995-2010
1995	\$0	\$0	\$0	\$0
1996	\$0	\$0	\$0	\$0
1997	\$0	\$0	\$0	\$0
1998	\$0	\$0	\$0	\$0
1999	\$0	\$0	\$0	\$0
2000	\$0	\$0	\$0	\$0
2001	\$0	\$0	\$0	\$0
2002	\$0	\$0	\$39,321	\$39,321
2003	\$0	\$71,953	\$39,321	\$111,274
2004	\$0	\$0	\$56,363	\$56,363
2005	\$0	\$65,678	\$75,891	\$141,569
2006	\$0	\$0	\$47,324	\$47,324
2007	\$0	\$0	\$39,321	\$39,321
2008	\$0	\$0	\$0	\$0
2009	\$0	\$0	\$0	\$0
2010	\$0	\$0	\$0	\$0
Total	\$0	\$137,631	\$297,541	\$435,172

Crop Summary for North Slope Farms Inc

Crop	Payments 1995-2010
Barley Subsidies**	\$149,410
Wheat Subsidies**	\$148,095
Oat Subsidies**	\$36

Note: The information on conservation spending for 2010 is incomplete due to missing data from USDA's Natural Resource Conservation Service. Payment data currently are not included for the Environmental Quality Incentives Program, but will be added once NRCS makes it available.

The information provided for the Wetland Reserve Program (WRP) provides an inaccurate picture of how WRP payments are distributed. USDA's Natural Resource Conservation Service uses title companies as intermediaries to finalize wetlands easements under the Wetlands Reserve Program. As a result, the data provided to us shows large sums of money going to these title companies. In reality, the payments are ultimately distributed to landowners participating in the WRP.

Unfortunately, NRCS has not provided the data to show where these farms and wetlands are located or which farmers or landowners are enrolling in the program, so EWG is unable to allocate these large sums of money to individuals beyond the title companies. Therefore, these companies skew the conservation rankings and payment concentration,



USDA subsidy information for North Slope Farms Inc

Payment Breakdown

Subsidy Program	Total Payments 1995-2010
Total USDA - Subsidies	\$435,172
<i>Subtotal, Farming Subsidies</i>	\$297,541
<i>Subtotal, Disaster Payments</i>	\$137,631

Commodity subsidy breakdown


Subsidy Program	Total Payments 1995-2010
Subtotal, Farming Subsidies	\$297,541
<i>Total Direct Payments</i>	\$201,728
Direct Payment - Barley	\$76,209
Direct Payment - Oats	\$30
Direct Payment - Wheat	\$125,489
<i>Total Counter Cyclical Payments</i>	\$17,237
Counter Cyclical Payment - Barley	\$17,237
<i>Production Flexibility Contracts</i>	\$34,198
Production Flexibility - Barley	\$12,435
Production Flexibility - Oats	\$6
Production Flexibility - Wheat	\$21,757
<i>Loan Deficiency Payments</i>	\$44,378
Loan Deficiency - Barley	\$43,529
Loan Deficiency - Wheat	\$849

Disaster subsidy breakdown

Subsidy Program	Total Payments 1995-2010
Subtotal, Disaster Payments	\$137,631
<i>Misc. Disaster Payments</i>	\$137,631
Crop Disaster - Program	\$137,631

Note: The information on conservation spending for 2010 is incomplete due to missing data from USDA's Natural Resource Conservation Service. Payment data currently are not included for the Environmental Quality Incentives Program, but will be added once NRCS makes it available.

The information provided for the Wetland Reserve Program (WRP) provides an inaccurate picture of how WRP payments are distributed. USDA's Natural Resource Conservation Service uses title companies as intermediaries to finalize wetlands easements under the Wetlands Reserve Program. As a result, the data provided to us shows large

USDA subsidy information for **North Slope Farms Inc****Ownership shares for North Slope Farms Inc**Pick year for ownership information 

USDA county office/Ownership:

Percentage
Share***North Slope Farms Inc**
ownership information from 2008
Wheatland County, MontanaMembers Of North Slope Farms Inc**100.00%**

* According to USDA percentage shares for ownership may not reflect share of subsidy payments. EWG review shows that share information on file with USDA may not always equal 100 percent. Most recent percentage share information is from 2008. Future release of this information was barred by law in the 2008 Farm Bill.

Note: The information on conservation spending for 2010 is incomplete due to missing data from USDA's Natural Resource Conservation Service. Payment data currently are not included for the Environmental Quality Incentives Program, but will be added once NRCS makes it available.

The information provided for the Wetland Reserve Program (WRP) provides an inaccurate picture of how WRP payments are distributed. USDA's Natural Resource Conservation Service uses title companies as intermediaries to finalize wetlands easements under the Wetlands Reserve Program. As a result, the data provided to us shows large sums of money going to these title companies. In reality, the payments are ultimately distributed to landowners participating in the WRP.

Unfortunately, NRCS has not provided the data to show where these farms and wetlands are located or which farmers or landowners are enrolling in the program, so EWG is unable to allocate these large sums of money to individuals beyond the title companies. Therefore, these companies skew the conservation rankings and payment concentration, which EWG cannot avoid unless and until NRCS makes available the additional farm attribution data. Therefore, we have not included WRP payments in the 2010 data update.

Finally, we have separated data on farm commodity, disaster and conservation payments in order to provide a more accurate picture of top recipients and concentration of payments among the three main categories of USDA programs.

USDA subsidy information for **Members Of North Slope Farms Inc****Recipient's ownership share(s)**

Recipient:	County	Percentage Share*
	Wheatland County, Montana	100.0 %
<u>North Slope Farms Inc</u>	Wheatland County, Montana	100.0 %
	Wheatland County, Montana	100.0 %

* Most recent percentage share information is from 2008. According to USDA percentage shares for ownership may not reflect share of subsidy payments. EWG review shows that share information on file with USDA may not equal 100 percent.

Note: The information on conservation spending for 2010 is incomplete due to missing data from USDA's Natural Resource Conservation Service. Payment data currently are not included for the Environmental Quality Incentives Program, but will be added once NRCS makes it available.

The information provided for the Wetland Reserve Program (WRP) provides an inaccurate picture of how WRP payments are distributed. USDA's Natural Resource Conservation Service uses title companies as intermediaries to finalize wetlands easements under the Wetlands Reserve Program. As a result, the data provided to us shows large sums of money going to these title companies. In reality, the payments are ultimately distributed to landowners participating in the WRP.


Unfortunately, NRCS has not provided the data to show where these farms and wetlands are located or which farmers or landowners are enrolling in the program, so EWG is unable to allocate these large sums of money to individuals beyond the title companies. Therefore, these companies skew the conservation rankings and payment concentration, which EWG cannot avoid unless and until NRCS makes available the additional farm attribution data. Therefore, we have not included WRP payments in the 2010 data update.

Finally, we have separated data on farm commodity, disaster and conservation payments in order to provide a more accurate picture of top recipients and concentration of payments among the three main categories of USDA programs.



USDA subsidy information for **North Slope Farms Inc**

Ownership shares for North Slope Farms Inc

Pick year for ownership information 

USDA county office/Ownership:	Percentage Share*
North Slope Farms Inc	
ownership information from 2006	
Wheatland County, Montana	
Joseph P Hofer	4.17%
Barbara Hofer	4.17%
Daniel E Wipf	4.17%
Ronald M Hofer	4.17%
Mike E Wipf	4.17%
Mike Hofer	4.17%
Margaret J Hofer	4.17%
Julia D Wipf	4.17%
Susanna Waldner	4.17%
Jacob P Hofer	4.17%
Kevin D Wipf	4.17%
Daniel D Wipf	4.16%
Lydia M Wipf	4.17%
Brian D Wipf	4.17%
Melissa M Wipf	4.16%
Mark M Hofer	4.17%
Joseph J Hofer	4.17%
Rosanna J Hofer	4.16%
Lena M Wipf	4.17%
Anita M Wipf	4.16%
Jordan D Wipf	4.16%
Marie J Hofer	4.16%
Edward J Hofer	4.16%
Leanna M Wipf	4.16%

* According to USDA percentage shares for ownership may not reflect share of subsidy payments. EWG review shows that share information on file with USDA may not always equal 100 percent.

Most recent percentage share information is from 2008. Future release of this information was barred by law in the 2008 Farm Bill.

Note: The information on conservation spending for 2010 is incomplete due to missing data from USDA's Natural Resource Conservation Service. Payment data currently are not included for the Environmental Quality Incentives Program, but will be added once NRCS makes it available.

The information provided for the Wetland Reserve Program (WRP) provides an inaccurate picture of how WRP payments are distributed. USDA's Natural Resource Conservation Service uses title companies as intermediaries to finalize wetlands easements under the Wetlands Reserve Program. As a result, the data provided to us shows large sums of money going to these title companies. In reality, the payments are ultimately distributed to landowners participating in the WRP.

Unfortunately, NRCS has not provided the data to show where these farms and wetlands are located or which farmers or landowners are enrolling in the program, so EWG is unable to allocate these large sums of money to individuals beyond the title companies. Therefore, these companies skew the conservation rankings and payment concentration, which EWG cannot avoid unless and until NRCS makes available the additional farm attribution data. Therefore, we have not included WRP payments in the 2010 data update.

Finally, we have separated data on farm commodity, disaster and conservation payments in order to provide a more accurate picture of top recipients and concentration of payments among the three main categories of USDA programs.

810360872	NORTH HELENA WATER SUPPLY INC		%
ROBERT GARBER	4360 CANYON FERRY RD	E HELENA	
MT59635-9743000001232	197707200250000000132000000	95020 10	
203363671	NORTH JEFFERSON COUNTY BABE RUTH ASSOCIATION		%
MARK D BRYSON	PMB 2112	MONTANA CITY	
MT59634-000000000331	20060311600000000050100000020081200020		
12000000000000000000000000000000	0000000000000 N63		
810405349	NORTH JOPLIN WATER USERS ASSOCIATION		
%JACKIE MAY	PO BOX 683	CHESTER	
MT59522-0683000001232	19901120035100000010100000020071200020		
12000000000000000000000000000000	0000000000000 C-O JACKIE MAY		
260203891	NORTH LINCOLN COUNTY CAN DO INC		%
J TIFFIN HALL	124 RIVERSIDE DRIVE SUITE 101	EUREKA	
MT59917-952300000331	20071211500000000010120110620080600020		
06000000000000000000000000000000	0000000000000 O50		
200451595	NORTH MONTANA WRESTLING CLUB INC		
1204 6TH ST NW	GREAT FALLS	MT59404-000000000332	
20040311600000000010100000020031200020	12000000000000000000000000000000		
0000000000000 N60			
753121410	NORTH PARK NEIGHBORHOOD TASK FORCE INC		%
WILLIAM A SHAFFER	907 N 25TH ST	BILLINGS	
MT59101-084100000331	20030910400000000010100000020071200001		
120000000000606000000000001608	S20		
043623929	NORTH SLOPE FARMS INC		%
AMOS S WHIPF	PO BOX 1901	HARLOWTON	
MT59036-190100004031	200906200000000000101000000	00000 12	
X99			
810512530	NORTH STAR FOUNDATION INC		%
CAROL GRAY	PO BOX 14	RUDYARD	
MT59540-001400000332	19970411599503400010100000020011200020		
12000000000000000000000000000000	0000000000000 S80		
262725077	NORTH STAR INSTITUTE		%
STEVE BRYSON	100 SECOND ST E STE 212	WHITEFISH	
MT59937-241000000331	200909112000000000101000000	00010 12	
F53			
810418299	NORTH VALLEY ALLIANCE CHURCH WHITEFISH		
600 7TH ST W	WHITEFISH	MT59937-321922840397	
19720511000100000005010000000	00060 12		
CHRISTIAN & MISSIONAR			
810400122	NORTH VALLEY EMERGENCY MEDICAL SERVICES INC		
PO BOX 142	OPHEIM	MT59250-014200000331	
19821011515817900010100000020081200020	12000000000000000000000000000000		
0000000000000000			
810456048	NORTH VALLEY FOOD BANK INC		
311 1ST ST	WHITEFISH	MT59937-240700000331	
19900811556000000010100000020081254010	1200000005770680000000123128		
0000000123128 P99Z			
810526541	NORTH VALLEY HOSPITAL FOUNDATION		%
CAROL BLAKE	1600 HOSPITAL WAY	WHITEFISH	
MT59937-784900000331	20000311700000000010100000020080664010		
06000000010548480000000291947	0000000239685 E11		
810247969	NORTH VALLEY HOSPITAL INC		
1600 HOSPITAL WAY	WHITEFISH	MT59937-784900000331	
19560311215000000010100000020080698010	0600000509275020000031510413		
0000031460467 E220			
810510627	NORTH VALLEY HOSPITAL MEDICAL EQUIPMENT INC		%
PAT MCCONNELL	1600 HOSPITAL WAY	WHITEFISH	



1-800-MELISSA

[Products](#)[Solutions](#)[Downloads & Trials](#)[Support](#)[Resources](#)

Try the **#1** deduplication software on the market for **FREE**

- ✓ Eliminate Duplicates
- ✓ Easy to Use
- ✓ Clean Lists
- ✓ Increase Response Rates
- ✓ Reduce Errors

[Free Trial](#)

Nonprofit Organization Lookup

Enter a 5-digit ZIP Code, organization name or 9-digit Tax ID

[Submit](#)

NORTH SLOPE FARMS INC	
In Care of Name	AMOS S WHIPF
Address	PO BOX 1901 HARLOWTON, MT 59036-1901 MapG MapY MapV
IRS Subsection	501(d) - A religious and apostolic association.
Type of Organization	Corporation
Deductibility	Contributions are NOT deductible
Tax I.D. Number	043623929
Exempt Since	06-2009
Form 990 Requirement	Not required to file 990
Classification	Religion Related, Spiritual Development N.E.C.
Share with others information about this Nonprofit - like the web site, e-mail address, how to donate or any corrections to the data shown.	
Post a Message	

Messages

[How Can We Improve this Lookup?](#) | [Email to a Friend](#) | [Lookups Forum](#) | [Terms of Use](#)



1-800-MELISSA

[Sign In](#) | [Cart](#) | [Newsletters](#) | [Search](#)[Products](#) [Solutions](#) [Downloads & Trials](#) [Support](#) [Resources](#) [Lookups](#) [Contact Us](#)

Try the **#1** deduplication software on the market for **FREE**

- ✓ Eliminate Duplicates ✓ Easy to Use
- ✓ Clean Lists ✓ Increase Response Rates
- ✓ Reduce Errors

[Free Trial](#)

Nonprofit Organization Lookup

[Help](#)[Index](#)

Enter a 5-digit ZIP Code, organization name or 9-digit Tax ID

NORTH SLOPE FARMS INC	
In Care of Name	AMOS S WHIPF
Address	PO BOX 1901 HARLOWTON, MT 59036-1901 MapG MapY MapV
IRS Subsection	501(d) - A religious and apostolic association.
Type of Organization	Corporation
Deductibility	Contributions are NOT deductible
Tax I.D. Number	043623929
Exempt Since	06-2009
Form 990 Requirement	Not required to file 990
Classification	Religion Related, Spiritual Development N.E.C.
Share with others information about this Nonprofit - like the web site, e-mail address, how to donate or any corrections to the data shown.	
<input type="button" value="Post a Message"/>	

Messages

[How Can We Improve this Lookup?](#) | [Email to a Friend](#) | [Lookups Forum](#) | [Terms of Use](#)

MELISSA DATA

1-800-MELISSA

[Products](#)[Solutions](#)[Downloads & Trials](#)[Sign In](#)[Cart](#) | [Newsletters](#) | [Search](#)[Support](#)[Resources](#)[Lookups](#)[Contact Us](#)[Free Lookups](#)[Home](#) > [Lookups](#) > **Nonprofit Organization Lookup**[Help](#)

Is your direct mail campaign headed in the right direction?

[find out now](#)Enter a 5-digit ZIP Code,
organization name or 9-digit Tax ID
Use this LookUp to:

- Find information on over 1.4 million registered nonprofit organizations in the United States
- Get organization name, assets, income, and IRS subsection
- Select organization for contact name and address, type of foundation and organization
- Get deductibility status, classification, Form 990, and more

NORTH SLOPE FARMS INCIn Care of Name **AMOS S WHIPF****PO BOX 1901**Address **HARLOWTON, MT 59036-1901**
[MapG](#) [MapY](#) [MapV](#)IRS Subsection **501(d) - A religious and apostolic association.**Type of Organization **Corporation**Deductibility **Contributions are NOT deductible**Tax I.D. Number **043623929**Exempt Since **06-2009**Form 990 Requirement **Not required to file 990**Classification **Religion Related, Spiritual Development N.E.C.**

Share with others information about this Nonprofit - like the web site, e-mail address, how to donate or any corrections to the data shown.

Messages[How Can We Improve this Lookup?](#) | [Send to a Friend](#) | [Lookups Forum](#) | [Terms of Use](#)

Contact Information for Farms as USDA farm subsidy recipients
Subject: North Slope Farms Inc, Harlowton, MT 59036
(note: name not confirmed as a Hutterite colony)

> Contact Information

1) IRS data

Address:

North Slope Farms Inc

PO Box 1901

Harlowton, MT 59036-1901

Address verification results from [www.melissadata.com]:

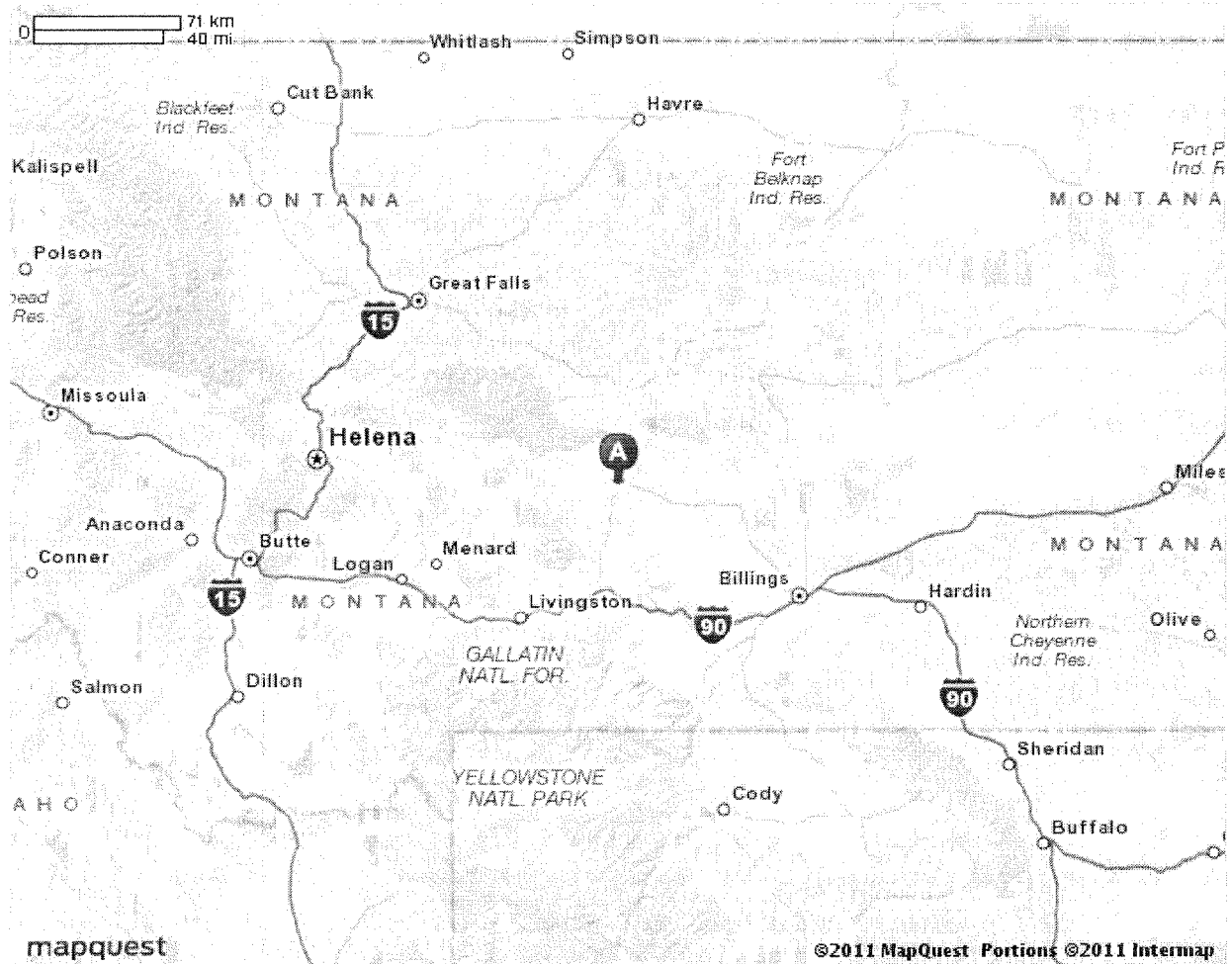
1) For (1) IRS data: address verified



MAPQUEST

Map of Harlowton, MT

Notes



All rights reserved. Use subject to License/Copyright | [Map Legend](#)

Directions and maps are informational only. We make no warranties on the accuracy of their content, road conditions or route usability or expeditiousness. You assume all risk of use. MapQuest and its suppliers shall not be liable to you for any loss or delay resulting from your use of MapQuest. Your use of MapQuest means you agree to our [Terms of Use](#)

List of Evidence for Farms as USDA farm subsidy recipients

(note: farm may be a Hutterite colony)

Subject: Prairie Home Farms Inc, Sweet Grass, MT 59484

Location by State: Montana

Form and Version of Evidence: Original Evidence (Long Form)

Timeframe of Evidence as Webpages: 2011

Topic: Original Evidence (Long Form) includes Findings and Conclusion

Section LF. List of Evidence (original evidence, long form)

1) EWG dataset (7/23/2011) for data 1995-2010 from [<http://farm.ewg.org/>]

a) 'Search Result' webpage

URL: [<http://farm.ewg.org/addrsearch.php?s=yup&stab=US&zip=&last=&first=&stab=AL&fulln...>]

b) 'Farm Location(s)' webpage

URL: [<http://farm.ewg.org/persondetail.php?custnumber=A11313426&summlevel=address>]

c) 'Summary' webpage(s)

URL: [<http://farm.ewg.org/persondetail.php?custnumber=A11313426>]

d) 'Programs' webpage(s)

URL: [<http://farm.ewg.org/persondetail.php?custnumber=A11313426&summlevel=detail>]

e) 'Ownership Interest(s)' webpage(s)

URL: [<http://farm.ewg.org/persondetail.php?custnumber=A11313426&summlevel=whois>]

Data:

1) Hutterite surnames found with USDA ownership shares data (2010): Hofer, Wurz
(note: for verification of Hutterite surnames refer to the webpage 'Surnames of Founding Families' at [<http://www.feefhs.org/links/hutterites/surnames.html>])

2) IRS Exempt Organization (EO) data webpage(s) from [www.irs.gov]

EO File URL: (evidence not included)

EO File Date: (evidence not included)

3) Melissa Data webpage(s) from [www.melissadata.com]

URL: (evidence not included)

4) Manta data webpage(s) from [www.manta.com]

URL: (evidence not included)

5) Hutterite Directory webpage(s)

From [www.cedrontech.com], or link from [www.hutterites.org]

URL: (evidence not included)

6) Contact Information page(s)

7) MapQuest webpage(s) (7/23/2011) from [www.mapquest.com]

List of Evidence for Farms as USDA farm subsidy recipients

(note: farm may be a Hutterite colony)

Subject: Prairie Home Farms Inc, Sweet Grass, MT 59484

Location by State: Montana

Topic: Findings, for Section LF

Findings (for Section LF):

1:

Prairie Home Farms Inc cannot be confirmed as a Hutterite colony and member of the Hutterian Brethren Church due to a lack of evidence. Hutterite surnames are found at Prairie Home Farms Inc.

Data for Prairie Home Farms Inc for ID as a Hutterite colony:

1) Name: Prairie Home Farms Inc, Sweet Grass, MT 59484

2) Hutterite surnames found with USDA ownership shares data (2010): Hofer, Wurz
(note: for verification of Hutterite surnames refer to the webpage 'Surnames of Founding Families' at [<http://www.feefhs.org/links/hutterites/surnames.html>])

2:

IRS EO/BMF data not found so do not know IRC section.

3:

Dataset for timeframe 1995-2010:

Identity of USDA farm subsidy recipient:

[Prairie Home Farms Inc, Sweet Grass, MT 59484]

USDA farm subsidy total:

1) Subsidy Total 1995-2010: \$1,003,187.40 (note: exact calculation)

2) Subsidy Payments 1995-2010 Total: \$1,003,187 (note: rounded off calculation)

3) 'Summary' data shows that the farm subsidy payment data for the calculation of the USDA farm subsidy total for 1995-2010 applies to 2000-2010.

IRC Section: (unknown)

Ruling Date: (unknown)

Operating As: Farm

List of Evidence for Farms as USDA farm subsidy recipients

(note: farm may be a Hutterite colony)

Subject: Prairie Home Farms Inc, Sweet Grass, MT 59484

(note: name not confirmed as a Hutterite colony)

Location by State: Montana

Status: Investigation as EO (Exempt Organization)

Topic: Conclusion, for Section LF

Conclusion (for Section LF):

1:

IRS EO/BMF data not found so do not know IRC section.

2:

Dataset for timeframe 1995-2010:

Identity of USDA farm subsidy recipient:

[Prairie Home Farms Inc, Sweet Grass, MT 59484]

USDA farm subsidy total:

1) Subsidy Total 1995-2010: \$1,003,187.40 (note: exact calculation)

2) Subsidy Payments 1995-2010 Total: \$1,003,187 (note: rounded off calculation)

3) 'Summary' data shows that the farm subsidy payment data for the calculation of the USDA farm subsidy total for 1995-2010 applies to 2000-2010.

IRC Section: (unknown)

Ruling Date: (unknown)

Operating As: Farm

3:

Recommendation:

> Step 1

Determine if organization is a Hutterite colony.

Name: Prairie Home Farms Inc, Sweet Grass, MT 59484

Hutterite surnames found with USDA ownership shares data (2010): Hofer, Wurz

> Step 2

A investigation to find IRC section data from the IRS Business Master File (BMF) for:

Name: Prairie Home Farms Inc, Sweet Grass, MT 59484

Timeframe for IRC section data: 2000-2010



EWG Farm Subsidy Database

Corporate Subsidy Recipients 1 to 1 of 1 in Montana

Business Name: **PRAIRIE HOME**

Rank	Name	Location	Subsidy Total 1995-2010
1	<u>Prairie Home Farms Inc</u>	Sweet Grass, MT 59484	\$ 1,003,187.40

Note: The information on conservation spending for 2010 is incomplete due to missing data from USDA's Natural Resource Conservation Service. Payment data currently are not included for the Environmental Quality Incentives Program, but will be added once NRCS makes it available.

The information provided for the Wetland Reserve Program (WRP) provides an inaccurate picture of how WRP payments are distributed. USDA's Natural Resource Conservation Service uses title companies as intermediaries to finalize wetlands easements under the Wetlands Reserve Program. As a result, the data provided to us shows large sums of money going to these title companies. In reality, the payments are ultimately distributed to landowners participating in the WRP.

Unfortunately, NRCS has not provided the data to show where these farms and wetlands are located or which farmers or landowners are enrolling in the program, so EWG is unable to allocate these large sums of money to individuals beyond the title companies. Therefore, these companies skew the conservation rankings and payment concentration, which EWG cannot avoid unless and until NRCS makes available the additional farm attribution data. Therefore, we have not included WRP payments in the 2010 data update.

Finally, we have separated data on farm commodity, disaster and conservation payments in order to provide a more accurate picture of top recipients and concentration of payments among the three main categories of USDA programs.

USDA subsidy information for **Prairie Home Farms Inc****Addresses on file with USDA for Prairie Home Farms Inc**

USDA county office from which subsidies were paid:	Subsidy Payments 1995-2010	Most recent address on file in USDA county office
Toole County, Montana	\$830,202	Prairie Home Farms Inc Sweet Grass, MT 59484
Glacier County, Montana	\$172,985	Prairie Home Farms Inc Sweet Grass, MT 59484
Total	\$1,003,187	

Note: The information on conservation spending for 2010 is incomplete due to missing data from USDA's Natural Resource Conservation Service. Payment data currently are not included for the Environmental Quality Incentives Program, but will be added once NRCS makes it available.

The information provided for the Wetland Reserve Program (WRP) provides an inaccurate picture of how WRP payments are distributed. USDA's Natural Resource Conservation Service uses title companies as intermediaries to finalize wetlands easements under the Wetlands Reserve Program. As a result, the data provided to us shows large sums of money going to these title companies. In reality, the payments are ultimately distributed to landowners participating in the WRP.

Unfortunately, NRCS has not provided the data to show where these farms and wetlands are located or which farmers or landowners are enrolling in the program, so EWG is unable to allocate these large sums of money to individuals beyond the title companies. Therefore, these companies skew the conservation rankings and payment concentration, which EWG cannot avoid unless and until NRCS makes available the additional farm attribution data. Therefore, we have not included WRP payments in the 2010 data update.

Finally, we have separated data on farm commodity, disaster and conservation payments in order to provide a more accurate picture of top recipients and concentration of payments among the three main categories of USDA programs.



Prairie Home Farms Inc received payments totaling \$1,003,187 from 1995 through 2010

Year	Conservation Subsidies	Disaster Subsidies	Commodity Subsidies	Total USDA Subsidies 1995-2010
1995	\$0	\$0	\$0	\$0
1996	\$0	\$0	\$0	\$0
1997	\$0	\$0	\$0	\$0
1998	\$0	\$0	\$0	\$0
1999	\$0	\$0	\$0	\$0
2000	\$0	\$0	\$126,787	\$126,787
2001	\$0	\$58,919	\$101,989	\$160,908
2002	\$0	\$4,043	\$21,292	\$25,335
2003	\$0	\$64,380	\$35,329	\$99,709
2004	\$0	\$0	\$59,997	\$59,997
2005	\$24,341	\$16,954	\$76,100	\$117,395
2006	\$46,392	\$0	\$60,615	\$107,007
2007	\$46,318	\$0	\$38,879	\$85,197
2008	\$18,086	\$29,742	\$38,474	\$86,302
2009	\$1,054	\$0	\$30,786	\$31,840
2010	\$0	\$0	\$102,711	\$102,711
Total	\$136,191	\$174,038	\$692,958	\$1,003,187

Crop Summary for Prairie Home Farms Inc

Crop	Payments 1995-2010
Wheat Subsidies**	\$347,102
Barley Subsidies**	\$181,238
Dry Pea Subsidies	\$15,599
Canola Subsidies**	\$14,854
Oat Subsidies**	\$637
Sunflower Subsidies**	\$10

Counties where payments were made from

County	Subsidy Payments 1995-2010
Toole County, Montana	\$830,202
Glacier County, Montana	\$172,985

Total**\$1,003,187**

Note: The information on conservation spending for 2010 is incomplete due to missing data from USDA's Natural Resource Conservation Service. Payment data currently are not included for the Environmental Quality Incentives Program, but will be added once NRCS makes it available.

The information provided for the Wetland Reserve Program (WRP) provides an inaccurate picture of how WRP payments are distributed. USDA's Natural Resource Conservation Service uses title companies as intermediaries to finalize wetlands easements under the Wetlands Reserve Program. As a result, the data provided to us shows large sums of money going to these title companies. In reality, the payments are ultimately distributed to landowners participating in the WRP.

Unfortunately, NRCS has not provided the data to show where these farms and wetlands are located or which farmers or landowners are enrolling in the program, so EWG is unable to allocate these large sums of money to individuals beyond the title companies. Therefore, these companies skew the conservation rankings and payment concentration, which EWG cannot avoid unless and until NRCS makes available the additional farm attribution data. Therefore, we have not included WRP payments in the 2010 data update.

Finally, we have separated data on farm commodity, disaster and conservation payments in order to provide a more accurate picture of top recipients and concentration of payments among the three main categories of USDA programs.



USDA subsidy information for **Prairie Home Farms Inc**

Payment Breakdown

Subsidy Program	Total Payments 1995-2010
Total USDA - Subsidies	\$1,003,187
<i>Subtotal, Farming Subsidies</i>	\$692,958
<i>Subtotal, Conservation Programs</i>	\$136,191
<i>Subtotal, Disaster Payments</i>	\$174,038

Commodity subsidy breakdown

Subsidy Program	Total Payments 1995-2010
Subtotal, Farming Subsidies	\$692,958
<i>Total Direct Payments</i>	\$236,446
Direct Program Payments - 2008 Farm Bill	\$6,162
Direct Payment - Barley	\$62,398
Direct Payment - Canola	\$828
Direct Payment - Oats	\$84
Direct Payment - Wheat	\$166,974
<i>Total Counter Cyclical Payments</i>	\$12,311
Counter Cyclical Payment - Barley	\$12,311
<i>Average Crop Revenue Election Program (ACRE)</i>	\$127,335
ACRE - Direct Payments	\$55,410
ACRE - Revenue Support	\$71,925
<i>Production Flexibility Contracts</i>	\$117,768
Production Flexibility - Barley	\$37,666
Production Flexibility - Oats	\$274
Production Flexibility - Wheat	\$79,828
<i>Mkt. Loss Asst. - Commodity Crops</i>	\$80,000
Market Loss Assistance - Barley	\$18,180
Market Loss Assistance - Oats	\$279
Market Loss Assistance - Wheat	\$61,541
<i>Oilseed Program</i>	\$2,087
Oilseed Program - Canola	\$2,077
Oilseed Program - Sunflower	\$10
<i>Loan Deficiency Payments</i>	\$114,862

Loan Deficiency - Barley	\$50,683
Loan Deficiency - Canola Oil	\$11,949
Loan Deficiency - Wheat	\$36,632
Loan Deficiency - Dry Peas	\$15,599
<i>Misc. Farm - Subsidies</i>	\$22
Interest Penalty Payments	\$22
<i>Hard Winter Wheat Incentive Program</i>	\$2,127
Hard Winter Wheat Incentive Payment	\$2,127

Conservation subsidy breakdown

Subsidy Program	Total Payments 1995-2010
Subtotal, Conservation Programs	\$136,191
<i>Conservation Reserve Program</i>	\$136,191
CRP - Annual Land Rental	\$140,829
CRP - Haying / Grazing	\$-4,638

Disaster subsidy breakdown

Subsidy Program	Total Payments 1995-2010
Subtotal, Disaster Payments	\$174,038
<i>Misc. Disaster Payments</i>	\$174,038
Crop Disaster - Program	\$169,224
Non-insured Assistance	\$771
Quality Losses Program	\$4,043

Note: The information on conservation spending for 2010 is incomplete due to missing data from USDA's Natural Resource Conservation Service. Payment data currently are not included for the Environmental Quality Incentives Program, but will be added once NRCS makes it available.

The information provided for the Wetland Reserve Program (WRP) provides an inaccurate picture of how WRP payments are distributed. USDA's Natural Resource Conservation Service uses title companies as intermediaries to finalize wetlands easements under the Wetlands Reserve Program. As a result, the data provided to us shows large sums of money going to these title companies. In reality, the payments are ultimately distributed to landowners participating in the WRP.

Unfortunately, NRCS has not provided the data to show where these farms and wetlands are located or which farmers or landowners are enrolling in the program, so EWG is unable to allocate these large sums of money to individuals beyond the title companies. Therefore, these companies skew the conservation rankings and payment concentration, which EWG cannot avoid unless and until NRCS makes available the additional farm attribution data. Therefore, we have not included WRP payments in the 2010 data update.

Finally, we have separated data on farm commodity, disaster and conservation payments in order to provide a more accurate picture of top recipients and concentration of payments among the three main categories of USDA programs.



USDA subsidy information for **Prairie Home Farms Inc**

Ownership shares for **Prairie Home Farms Inc**

Pick year for ownership information

USDA county office/Ownership: Percentage Share*

Prairie Home Farms Inc ownership information from 2010 Glacier County, Montana

<u>Sarah J Hofer</u>	N/A*
<u>John D Wurz</u>	N/A*
<u>Michael P Hofer</u>	N/A*
<u>Anna P Wurz</u>	N/A*
<u>Lydia J Hofer</u>	N/A*
<u>David M Wurz</u>	N/A*
<u>Theodore M Wurz</u>	N/A*
<u>David A Wurz</u>	N/A*
<u>Joseph M Hofer</u>	N/A*
<u>William M Wurz</u>	N/A*
<u>Michael L Hofer</u>	N/A*
<u>Susan J Hofer</u>	N/A*
<u>Katherine J Hofer</u>	N/A*
<u>Heidi J Hofer</u>	N/A*
<u>Sarah J Wurz</u>	N/A*
<u>Kayle D Wurz</u>	N/A*
<u>Rebecca D Wurz</u>	N/A*

Prairie Home Farms Inc ownership information from 2010 Toole County, Montana

<u>Sarah J Hofer</u>	N/A*
<u>John D Wurz</u>	N/A*
<u>Michael P Hofer</u>	N/A*
<u>Anna P Wurz</u>	N/A*
<u>Lydia J Hofer</u>	N/A*
<u>David M Wurz</u>	N/A*

<u>Theodore M Wurz</u>	N/A*
<u>David A Wurz</u>	N/A*
<u>Joseph M Hofer</u>	N/A*
<u>William M Wurz</u>	N/A*
<u>Michael L Hofer</u>	N/A*
<u>Susan J Hofer</u>	N/A*
<u>Katherine J Hofer</u>	N/A*
<u>Heidi J Hofer</u>	N/A*
<u>Sarah J Wurz</u>	N/A*
<u>Kayle D Wurz</u>	N/A*
<u>Rebecca D Wurz</u>	N/A*

* According to USDA percentage shares for ownership may not reflect share of subsidy payments. EWG review shows that share information on file with USDA may not always equal 100 percent. Most recent percentage share information is from 2008. Future release of this information was barred by law in the 2008 Farm Bill.

Note: The information on conservation spending for 2010 is incomplete due to missing data from USDA's Natural Resource Conservation Service. Payment data currently are not included for the Environmental Quality Incentives Program, but will be added once NRCS makes it available.

The information provided for the Wetland Reserve Program (WRP) provides an inaccurate picture of how WRP payments are distributed. USDA's Natural Resource Conservation Service uses title companies as intermediaries to finalize wetlands easements under the Wetlands Reserve Program. As a result, the data provided to us shows large sums of money going to these title companies. In reality, the payments are ultimately distributed to landowners participating in the WRP.

Unfortunately, NRCS has not provided the data to show where these farms and wetlands are located or which farmers or landowners are enrolling in the program, so EWG is unable to allocate these large sums of money to individuals beyond the title companies. Therefore, these companies skew the conservation rankings and payment concentration, which EWG cannot avoid unless and until NRCS makes available the additional farm attribution data. Therefore, we have not included WRP payments in the 2010 data update.

Finally, we have separated data on farm commodity, disaster and conservation payments in order to provide a more accurate picture of top recipients and concentration of payments among the three main categories of USDA programs.

Contact Information for Farms as USDA farm subsidy recipients

Subject: Prairie Home Farms Inc, Sweet Grass, MT 59484

(note: name not confirmed as a Hutterite colony)

> Contact Information

Phone: (none)

Address: (none)



Map of Sweetgrass, MT

Notes



All rights reserved. Use subject to License/Copyright | [Map Legend](#)

Directions and maps are informational only. We make no warranties on the accuracy of their content, road conditions or route usability or expeditiousness. You assume all risk of use. MapQuest and its suppliers shall not be liable to you for any loss or delay resulting from your use of MapQuest. Your use of MapQuest means you agree to our [Terms of Use](#)

List of Evidence for Farms as USDA farm subsidy recipients
(note: farm may be a Hutterite colony)
Subject: Timber Land Farm Inc, Harlowton, MT 59036
Location by State: Montana
Form and Version of Evidence: Original Evidence (Long Form)
Timeframe of Evidence as Webpages: 2009-2012
Topic: Original Evidence (Long Form) includes Findings and Conclusion

Section LF. List of Evidence (original evidence, long form)

- 1) EWG dataset (7/23/2011) for data 1995-2010 from [<http://farm.ewg.org/>]
 - a) 'Search Result' webpage
URL: [<http://farm.ewg.org/addrsearch.php?s=yup&stab=US&zip=&last=&first=&stab=AL&fulln...>]
 - b) 'Farm Location(s)' webpage
URL: [<http://farm.ewg.org/persondetail.php?custnumber=A11288433&summlevel=address>]
 - c) 'Summary' webpage(s)
URL: [<http://farm.ewg.org/persondetail.php?custnumber=A11288433>]
 - d) 'Programs' webpage(s)
URL: [<http://farm.ewg.org/persondetail.php?custnumber=A11288433&summlevel=detail>]
 - e) 'Ownership Interest(s)' webpage(s)
URL: [<http://farm.ewg.org/persondetail.php?custnumber=A11288433&summlevel=whois>]
Data:
 - 1) Hutterite surnames found with USDA ownership shares data (2010):
[Kleinsasser, Waldner]
(note: for verification of Hutterite surnames refer to the webpage 'Surnames of Founding Families' at [<http://www.feehhs.org/links/hutterites/surnames.html>])
- 2) IRS Exempt Organization (EO) data webpage(s) from [www.irs.gov]
EO File URL: [<http://www.irs.gov/taxstats/charitablestats/article/0,,id=97186,00.html>]
EO File Date: (12/7/2009 is date EO file was downloaded from IRS website to CD)
EO File Date: (8/4/2012 is date EO file page was printed from the IRS website)
(note: EO file webpages include different address data for Timber Land Farm Inc)
- 3) Melissa Data webpage(s) (11/10/2009) and (7/23/2011) from [www.melissadata.com]
URL (11/10/2009): [<http://www.melissadata.com/lookups/np.asp?ein=810531951>]
URL (7/23/2011): [<http://www.melissadata.com/lookups/np.asp?ein=810531951>]
Note: IRS EO webpages are arranged in data sequence with the Melissa Data webpages
- 4) Manta data webpage(s) from [www.manta.com]
URL: (evidence not included)
- 5) Hutterite Directory webpage(s)
From [www.cedrontech.com], or link from [www.hutterites.org]
URL: (evidence not included)
- 6) Contact Information page(s)
- 7) MapQuest webpage(s) (7/23/2011) from [www.mapquest.com]

List of Evidence for Farms as USDA farm subsidy recipients

(note: farm may be a Hutterite colony)

Subject: Timber Land Farm Inc, Harlowton, MT 59036

Location by State: Montana

Topic: Findings, for Section LF

(page 1)

Findings (for Section LF):

1:

Timber Land Farm Inc cannot be confirmed as a Hutterite colony and member of the Hutterian Brethren Church due to a lack of evidence. Hutterite surnames are found at Timber Land Farm Inc.

Data for Timber Land Farm Inc for ID as a Hutterite colony:

1) Name: Timber Land Farm Inc, Harlowton, MT 59036

2) Hutterite surnames found with USDA ownership shares data (2010): Kleinsasser, Waldner (note: for verification of Hutterite surnames refer to the webpage 'Surnames of Founding Families' at [<http://www.feefhs.org/links/hutterites/surnames.html>])

3) IRS EO/BMF data:

a) Name:

[Timberland Farm Inc, Harlowton, MT 59036-0579] (12/7/2009)

[Timberland Farm Inc, Harlowton, MT 59036-0285] (8/4/2012)

b) IRC Section:

1) IRM Table: 501(d) Apostolic and religious organization

2) SOI Table: 501(d) Apostolic and Religious Org.

2(a):

IRS EO/BMF data found but the organization name is not the same as the USDA business name. The locations are the same.

USDA Business Name and Location:

[Timber Land Farm Inc, Harlowton, MT 59036]

IRS Organization Name and Location:

[Timberland Farm Inc, Harlowton, MT 59036-0579] (12/7/2009)

[Timberland Farm Inc, Harlowton, MT 59036-0285] (8/4/2012)

The 2 names are similar and in the same location so there is a possibility that the 2 names are the same identity. If the 2 names are the same identity then the IRC section '501(d) Apostolic and religious organization' and the ruling date 06/2009 indicate the organization received USDA farm subsidies during the timeframe 1995-2010 as a tax-exempt nonprofit religious organization.

2(b):

'Summary' data shows that the farm subsidy payment data for the calculation of the USDA farm subsidy total for 1995-2010 applies to 2000-2010.

List of Evidence for Farms as USDA farm subsidy recipients

(note: farm may be a Hutterite colony)

Subject: Timber Land Farm Inc, Harlowton, MT 59036

Location by State: Montana

Topic: Findings, for Section LF

(page 2)

3:

Comparison of IRS EO/BMF data with Melissa Data data:

[Data Date: (IRS 12/7/2009, 8/4/2012), (Melissa Data 11/10/2009, 7/23/2011)]

[Data: EIN, Organization Name, Location by State, IRC Section, Ruling Date]

[810531951, Timberland Farm Inc, MT, 501(d), 06/2009 = IRS (12/7/2009)]

[810531951, Timberland Farm Inc, MT, 501(d), 06/2009 = IRS (8/4/2012)]

[810531951, Timberland Farm Inc, MT, 501(d), 06-2009 = Melissa Data (11/10/2009)]

[810531951, Timberland Farm Inc, MT, 501(d), 06-2009 = Melissa Data (7/23/2011)]

Comparison of data demonstrates all data is the same basic data.

Note:

The datasets show a different address for Timber Land Farm Inc but the EIN is the same for all of the datasets so the data is for the same organization.

4:

IRS EO/BMF data indicates the organization is not required to file Form 990. Data from Melissa Data for the same organization indicates the organization is not required to file Form 990. The organization is classified as IRC section 501(d) and files Form 1065 so the data for Form 990 is correct.

List of Evidence for Farms as USDA farm subsidy recipients

(note: farm may be a Hutterite colony)

Subject: Timber Land Farm Inc, Harlowton, MT 59036

Location by State: Montana

Topic: Findings, for Section LF

(page 3)

5:

Dataset for timeframe 1995-2010:

Identity of USDA farm subsidy recipient:

[Timber Land Farm Inc, Harlowton, MT 59036]

USDA farm subsidy total:

1) Subsidy Total 1995-2010: \$787,281.83 (note: exact calculation)

2) Subsidy Payments 1995-2010 Total: \$787,282 (note: rounded off calculation)

3) 'Summary' data shows that the farm subsidy payment data for the calculation of the USDA farm subsidy total for 1995-2010 applies to 2000-2010.

IRS EO/BMF data (12/7/2009, 8/4/2012):

1) Name:

[Timberland Farm Inc, PO Box 579, Harlowton, MT 59036-0579] (12/7/2009)

[Timberland Farm Inc, PO Box 285, Harlowton, MT 59036-0285] (8/4/2012)

2) Employer Identification Number (EIN): 810531951

3) IRC Section: 501(d) Apostolic and religious organization

4) Ruling Date: 06/2009

Melissa Data (11/10/2009, 7/23/2011):

1) Name:

[Timberland Farm Inc, PO Box 579, Harlowton, MT 59036-0579] (11/10/2009)

[Timberland Farm Inc, PO Box 285, Harlowton, MT 59036-0285] (7/23/2011)

2) Tax I.D. Number: 810531951

3) IRS Subsection: 501(d) - A religious and apostolic association.

4) Exempt Since: 06-2009

Operating As: Farm

List of Evidence for Farms as USDA farm subsidy recipients

(note: farm may be a Hutterite colony)

Subject: Timber Land Farm Inc, Harlowton, MT 59036

(note: name not confirmed as a Hutterite colony)

Location by State: Montana

Status: Investigation as EO (Exempt Organization)

Topic: Conclusion, for Section LF

(page 1)

Conclusion (for Section LF):

1(a):

The IRS organization name is not the same as the USDA business name. The 2 names are similar and in the same location so there is a possibility that the 2 names are the same identity. If the 2 names are the same identity then the IRC section '501(d) Apostolic and religious organization' and the ruling date 06/2009 indicate the organization received USDA farm subsidies during the timeframe 1995-2010 as a tax-exempt nonprofit religious organization.

1(b):

'Summary' data shows that the farm subsidy payment data for the calculation of the USDA farm subsidy total for 1995-2010 applies to 2000-2010.

2:

Dataset for timeframe 1995-2010:

Identity of USDA farm subsidy recipient:

[Timber Land Farm Inc, Harlowton, MT 59036]

USDA farm subsidy total:

1) Subsidy Total 1995-2010: \$787,281.83 (note: exact calculation)

2) Subsidy Payments 1995-2010 Total: \$787,282 (note: rounded off calculation)

3) 'Summary' data shows that the farm subsidy payment data for the calculation of the USDA farm subsidy total for 1995-2010 applies to 2000-2010.

IRS EO/BMF data (12/7/2009, 8/4/2012):

1) Name:

[Timberland Farm Inc, PO Box 579, Harlowton, MT 59036-0579] (12/7/2009)

[Timberland Farm Inc, PO Box 285, Harlowton, MT 59036-0285] (8/4/2012)

2) Employer Identification Number (EIN): 810531951

3) IRC Section: 501(d) Apostolic and religious organization

4) Ruling Date: 06/2009

Melissa Data (11/10/2009, 7/23/2011):

1) Name:

[Timberland Farm Inc, PO Box 579, Harlowton, MT 59036-0579] (11/10/2009)

[Timberland Farm Inc, PO Box 285, Harlowton, MT 59036-0285] (7/23/2011)

2) Tax I.D. Number: 810531951

3) IRS Subsection: 501(d) - A religious and apostolic association.

4) Exempt Since: 06-2009

Operating As: Farm

List of Evidence for Farms as USDA farm subsidy recipients

(note: farm may be a Hutterite colony)

Subject: Timber Land Farm Inc, Harlowton, MT 59036

(note: name not confirmed as a Hutterite colony)

Location by State: Montana

Status: Investigation as EO (Exempt Organization)

Topic: Conclusion, for Section LF

(page 2)

3:

Recommendation:

> Step 1

Determine if organization is a Hutterite colony.

Name: Timber Land Farm Inc, Harlowton, MT 59036

Hutterite surnames found with USDA ownership shares data (2010): Kleinsasser, Waldner

IRS EO/BMF data:

[Name: Timberland Farm Inc, PO Box 579, Harlowton, MT 59036-0579] (12/7/2009)

[Name: Timberland Farm Inc, PO Box 285, Harlowton, MT 59036-0285] (8/4/2012)

[IRC Section: 501(d) Apostolic and religious organization]

> Step 2

A investigation to find IRC section data from the IRS Business Master File (BMF) for:

Name: Timber Land Farm Inc, Harlowton, MT 59036

IRS EO/BMF data:

[Timberland Farm Inc, PO Box 579, Harlowton, MT 59036-0579] (12/7/2009)

[Timberland Farm Inc, PO Box 285, Harlowton, MT 59036-0285] (8/4/2012)

Timeframe for IRC section data: 2000-2010



EWG Farm Subsidy Database

Corporate Subsidy Recipients **1** to **1** of **1** in Montana

Business Name: **TIMBER LAND**

Rank	Name	Location	Subsidy Total 1995-2010
1	<u>Timber Land Farm Inc</u>	Harlowton, MT 59036	\$ 787,281.83

Note: The information on conservation spending for 2010 is incomplete due to missing data from USDA's Natural Resource Conservation Service. Payment data currently are not included for the Environmental Quality Incentives Program, but will be added once NRCS makes it available.

The information provided for the Wetland Reserve Program (WRP) provides an inaccurate picture of how WRP payments are distributed. USDA's Natural Resource Conservation Service uses title companies as intermediaries to finalize wetlands easements under the Wetlands Reserve Program. As a result, the data provided to us shows large sums of money going to these title companies. In reality, the payments are ultimately distributed to landowners participating in the WRP.

Unfortunately, NRCS has not provided the data to show where these farms and wetlands are located or which farmers or landowners are enrolling in the program, so EWG is unable to allocate these large sums of money to individuals beyond the title companies. Therefore, these companies skew the conservation rankings and payment concentration, which EWG cannot avoid unless and until NRCS makes available the additional farm attribution data. Therefore, we have not included WRP payments in the 2010 data update.

Finally, we have separated data on farm commodity, disaster and conservation payments in order to provide a more accurate picture of top recipients and concentration of payments among the three main categories of USDA programs.



USDA subsidy information for **Timber Land Farm Inc**

Addresses on file with USDA for Timber Land Farm Inc

USDA county office from which subsidies were paid:	Subsidy Payments 1995-2010	Most recent address on file in USDA county office
Wheatland County, Montana	\$787,282	Timber Land Farm Inc Harlowton, MT 59036
Total	\$787,282	

Note: The information on conservation spending for 2010 is incomplete due to missing data from USDA's Natural Resource Conservation Service. Payment data currently are not included for the Environmental Quality Incentives Program, but will be added once NRCS makes it available.

The information provided for the Wetland Reserve Program (WRP) provides an inaccurate picture of how WRP payments are distributed. USDA's Natural Resource Conservation Service uses title companies as intermediaries to finalize wetlands easements under the Wetlands Reserve Program. As a result, the data provided to us shows large sums of money going to these title companies. In reality, the payments are ultimately distributed to landowners participating in the WRP.

Unfortunately, NRCS has not provided the data to show where these farms and wetlands are located or which farmers or landowners are enrolling in the program, so EWG is unable to allocate these large sums of money to individuals beyond the title companies. Therefore, these companies skew the conservation rankings and payment concentration, which EWG cannot avoid unless and until NRCS makes available the additional farm attribution data. Therefore, we have not included WRP payments in the 2010 data update.

Finally, we have separated data on farm commodity, disaster and conservation payments in order to provide a more accurate picture of top recipients and concentration of payments among the three main categories of USDA programs.



Timber Land Farm Inc received payments totaling \$787,282 from 1995 through 2010

Year	Conservation Subsidies	Disaster Subsidies	Commodity Subsidies	Total USDA Subsidies 1995-2010
1995	\$0	\$0	\$0	\$0
1996	\$0	\$0	\$0	\$0
1997	\$0	\$0	\$0	\$0
1998	\$0	\$0	\$0	\$0
1999	\$0	\$0	\$0	\$0
2000	\$0	\$0	\$117,162	\$117,162
2001	\$0	\$77,938	\$40,488	\$118,426
2002	\$0	\$0	\$27,805	\$27,805
2003	\$0	\$80,000	\$69,941	\$149,941
2004	\$0	\$0	\$49,041	\$49,041
2005	\$0	\$55,717	\$68,174	\$123,891
2006	\$0	\$0	\$39,749	\$39,749
2007	\$0	\$0	\$40,000	\$40,000
2008	\$0	\$1,267	\$40,000	\$41,267
2009	\$0	\$0	\$39,987	\$39,987
2010	\$0	\$0	\$40,013	\$40,013
Total	\$0	\$214,922	\$572,360	\$787,282

Crop Summary for Timber Land Farm Inc

Crop	Payments 1995-2010
Wheat Subsidies**	\$290,948
Barley Subsidies**	\$195,389
Canola Subsidies**	\$4,246
Corn Subsidies**	\$1,421
Oat Subsidies**	\$323

Note: The information on conservation spending for 2010 is incomplete due to missing data from USDA's Natural Resource Conservation Service. Payment data currently are not included for the Environmental Quality Incentives Program, but will be added once NRCS makes it available.

The information provided for the Wetland Reserve Program (WRP) provides an inaccurate picture of how WRP payments are distributed. USDA's Natural Resource Conservation Service uses title companies as intermediaries to finalize wetlands easements under the Wetlands Reserve Program. As a result, the data provided to us shows large

USDA subsidy information for **Timber Land Farm Inc****Payment Breakdown**

Subsidy Program	Total Payments 1995-2010
Total USDA - Subsidies	\$787,282
<i>Subtotal, Farming Subsidies</i>	\$572,360
<i>Subtotal, Disaster Payments</i>	\$214,922

Commodity subsidy breakdown

Subsidy Program	Total Payments 1995-2010
Subtotal, Farming Subsidies	\$572,360
<i>Total Direct Payments</i>	\$322,073
Direct Program Payments - 2008 Farm Bill	\$80,000
Direct Payment - Barley	\$71,837
Direct Payment - Canola	\$841
Direct Payment - Oats	\$46
Direct Payment - Wheat	\$169,349
<i>Total Counter Cyclical Payments</i>	\$15,398
Counter Cyclical Payment - Barley	\$15,398
<i>Production Flexibility Contracts</i>	\$91,335
Production Flexibility - Barley	\$36,584
Production Flexibility - Oats	\$132
Production Flexibility - Wheat	\$54,619
<i>Mkt. Loss Asst. - Commodity Crops</i>	\$70,167
Market Loss Assistance - Barley	\$27,812
Market Loss Assistance - Oats	\$145
Market Loss Assistance - Wheat	\$42,210
<i>Oilseed Program</i>	\$2,154
Oilseed Program - Canola	\$2,154
<i>Loan Deficiency Payments</i>	\$71,200
Loan Deficiency - Barley	\$43,758
Loan Deficiency - Canola Oil	\$1,251
Loan Deficiency - Corn	\$1,421
Loan Deficiency - Wheat	\$24,770
<i>Misc. Farm - Subsidies</i>	\$33

Interest Penalty Payments

\$33

Disaster subsidy breakdown


Subsidy Program	Total Payments 1995-2010
Subtotal, Disaster Payments	\$214,922
<i>Misc. Disaster Payments</i>	\$214,922
Crop Disaster - Program	\$214,922

Note: The information on conservation spending for 2010 is incomplete due to missing data from USDA's Natural Resource Conservation Service. Payment data currently are not included for the Environmental Quality Incentives Program, but will be added once NRCS makes it available.

The information provided for the Wetland Reserve Program (WRP) provides an inaccurate picture of how WRP payments are distributed. USDA's Natural Resource Conservation Service uses title companies as intermediaries to finalize wetlands easements under the Wetlands Reserve Program. As a result, the data provided to us shows large sums of money going to these title companies. In reality, the payments are ultimately distributed to landowners participating in the WRP.

Unfortunately, NRCS has not provided the data to show where these farms and wetlands are located or which farmers or landowners are enrolling in the program, so EWG is unable to allocate these large sums of money to individuals beyond the title companies. Therefore, these companies skew the conservation rankings and payment concentration, which EWG cannot avoid unless and until NRCS makes available the additional farm attribution data. Therefore, we have not included WRP payments in the 2010 data update.

Finally, we have separated data on farm commodity, disaster and conservation payments in order to provide a more accurate picture of top recipients and concentration of payments among the three main categories of USDA programs.

USDA subsidy information for **Timber Land Farm Inc****Ownership shares for Timber Land Farm Inc**Pick year for ownership information 

USDA county office/Ownership:

Percentage
Share*

Timber Land Farm Inc
ownership information from 2010
Wheatland County, Montana

Elizabeth Kleinsasser	N/A*
Leslie E Waldner	N/A*
Laura W Waldner	N/A*
Mike P Kleinsasser	N/A*
Henry A Waldner	N/A*
Abraham D Waldner	N/A*
Jason J Kleinsasser	N/A*
Elias Waldner	N/A*
Justina E Waldner	N/A*
Matilda H Waldner	N/A*
Tracy A Waldner	N/A*
Lisa M Kleinsasser	N/A*
Curtis M Kleinsasser	N/A*
John H Waldner	N/A*
Brian H Waldner	N/A*
Naomi M Kleinsasser	N/A*
Marissa A Waldner	N/A*
Marvin M Kleinsasser	N/A*
Cody H Waldner	N/A*
Tyler H Waldner	N/A*
Janelda A Waldner	N/A*
Marie A Waldner	N/A*
Brandon M Kleinsasser	N/A*
Fred H Waldner	N/A*
Carnie H Waldner	N/A*
Loriann A Waldner	N/A*

<u>Cindy H Waldner</u>	N/A*
<u>Darrick A Waldner</u>	N/A*
<u>William A Waldner</u>	N/A*
<u>Darlene J Kleinsasser</u>	N/A*
<u>Sarah J Kleinsasser</u>	N/A*

* According to USDA percentage shares for ownership may not reflect share of subsidy payments. EWG review shows that share information on file with USDA may not always equal 100 percent. Most recent percentage share information is from 2008. Future release of this information was barred by law in the 2008 Farm Bill.

Note: The information on conservation spending for 2010 is incomplete due to missing data from USDA's Natural Resource Conservation Service. Payment data currently are not included for the Environmental Quality Incentives Program, but will be added once NRCS makes it available.

The information provided for the Wetland Reserve Program (WRP) provides an inaccurate picture of how WRP payments are distributed. USDA's Natural Resource Conservation Service uses title companies as intermediaries to finalize wetlands easements under the Wetlands Reserve Program. As a result, the data provided to us shows large sums of money going to these title companies. In reality, the payments are ultimately distributed to landowners participating in the WRP.

Unfortunately, NRCS has not provided the data to show where these farms and wetlands are located or which farmers or landowners are enrolling in the program, so EWG is unable to allocate these large sums of money to individuals beyond the title companies. Therefore, these companies skew the conservation rankings and payment concentration, which EWG cannot avoid unless and until NRCS makes available the additional farm attribution data. Therefore, we have not included WRP payments in the 2010 data update.

Finally, we have separated data on farm commodity, disaster and conservation payments in order to provide a more accurate picture of top recipients and concentration of payments among the three main categories of USDA programs.

[illegible]

MELISSA DATA®[Sign In](#) | [Cart](#) | [Newsletters](#)

1-800-MELISSA

[Products](#)[Solutions](#)[Downloads & Trials](#)[Support](#)[Resources](#) |

Buy Mailing Lists Online in Minutes

[Start Today](#)**Ask me
anytime...**

- Get FREE counts
- download 24/7
- no sales tax
- best price guarantee



Nonprofit Organization Lookup

Enter a 5-digit ZIP Code, organization name or 9-digit Tax ID

[Submit](#)

TIMBERLAND FARM INC	
In Care of Name	CHRIS P KLEINSASSER
Address	PO BOX 579 HARLOWTON, MT 59036-0579 MapG MapY MapV
IRS Subsection	501(d) - A religious and apostolic association.
Type of Organization	Corporation
Deductibility	Contributions are NOT deductible
Tax I.D. Number	810531951
Exempt Since	06-2009
Form 990 Requirement	Not required to file 990
Classification	Religion Related, Spiritual Development N.E.C.
Share with others information about this Nonprofit - like the web site, e-mail address, how to donate or any corrections to the data shown.	
Post a Message	

Messages


[How Can We Improve this Lookup?](#) |
 [Email to a Friend](#) |
 [Lookups Forum](#) |
 [Terms of Use](#)

Buy Mailing Lists Online in Minutes

[Start Today](#)

**Ask me
anytime...**

- Get FREE counts
- download 24/7
- no sales tax
- best price guarantee



Nonprofit Organization Lookup

[Help](#)
[Index](#)

Enter a 5-digit ZIP Code, organization name or 9-digit Tax ID

TIMBERLAND FARM INC	
In Care of Name	CHRIS P KLEINSASSER
Address	PO BOX 579 HARLOWTON, MT 59036-0579 MapG MapY MapV
IRS Subsection	501(d) - A religious and apostolic association.
Type of Organization	Corporation
Deductibility	Contributions are NOT deductible
Tax I.D. Number	810531951
Exempt Since	06-2009
Form 990 Requirement	Not required to file 990
Classification	Religion Related, Spiritual Development N.E.C.
Share with others information about this Nonprofit - like the web site, e-mail address, how to donate or any corrections to the data shown.	
<input type="button" value="Post a Message"/>	

Messages

[How Can We Improve this Lookup?](#) | [Email to a Friend](#) | [Lookups Forum](#) | [Terms of Use](#)

19970611599460205910100000020101234010 1200000000492410000000168685
 0000000168685 T30
 954594379TIBETAN LANGUAGE INSTITUTE
 619 SW HIGGINS AVE STE R MISSOULA MT59803-143000000331
 19970111599412300010100000020101234010 1200000000413670000000131228
 0000000117971 A70
 432117750TIFFIN TRACTS WATER USERS ASSOCIATION
 % RODNEY W PRELLWITZ PO BOX 43
 STEVENSVILLE MT59870-004300001231
 20070320000000000050100000020110600020 060000000000000000000000000000
 00000000000000 Y22
 816070660TILLIE S PATTERSON CHARITABLE REMAINDER ANNUITY TRUST
 639 4TH ST HAVRE MT59501-365100009001
 00000000092800000001200000020111201000 120000000218958000000000000000
 PATTERSON TILLIE S TTEE
 816073032TIM PETTERSON CHARITABLE REMAINDER UNITRUST
 % YELLOWSTONE BOYS GIRLS RANCH TTEEPO BOX 80807
 BILLINGS MT59108-080700009001
 000000000928000000051200000020111201000 120000000100397000000000000000
 810461068TIMBER HERITAGE FOUNDATION
 % W M HOLT PO BOX 129 LOLO
 MT59847-012900000331 19940611611900000010100000020091200020
 1200000000000000000000000000000000 0000000000000000
 810531951TIMBERLAND FARM INC
 % CHRIS P KLEINSASSER PO BOX 285
 HARLOWTON MT59036-028500004031 200906200000000000101000000
 00000 12 X99
 810500201TIMESCALE ADVENTURES
 % DAVID TREXLER PO BOX 786 BYNUM
 MT59419-078600000332 19950611599519900010100000020110943010
 09000000023641700000000074474 0000000065371 B60
 810528151TIMOTEO & LUISA CACHOLA SCHOLARSHIP FUND
 % SALVADOR C CACHOLA PO BOX 572 BUTTE
 MT59703-057200000331 20000411500000000010120031220101211020
 12000000000043000000000000100 0000000000100 B82
 272248517TIZER NATURE CONNECTION
 % BELVA LOTZER PO BOX 129
 JEFFERSON CTY MT59638-012900000331
 20110411500000000010100000020111200020 120000000000000000000000000000
 000000000000 C41
 260298813TOASTMASTERS INTERNATIONAL
 % KATHY ANDERSON PO BOX 44
 COLUMBIA FLS MT59912-004408200392
 19450501605931900010100000020111200020 120000000000000000000000000000
 000000000000 N500798772 COLUMBIA FALLS SPEAKS
 202068468TOASTMASTERS INTERNATIONAL
 % MSU-B TOASTMASTERS PO BOX 50485
 BILLINGS MT59105-048508200392
 19450511605931900010100000020101200020 120000000000000000000000000000
 000000000000 5904 MSU-B TOASTMASTERS
 810524462TOASTMASTERS INTERNATIONAL
 % JESSICA RICE PO BOX 4663
 WHITEFISH MT59937-466308200392
 19450511605931900010100000020111200020 120000000000000000000000000000
 000000000000 2817 NORTH VALLEY TOASTMASTERS CLU
 942924237TOASTMASTERS INTERNATIONAL
 % DOLORES FLANAGAN PO BOX 21451

MELISSA DATA

1-800-MELISSA

[Products](#)[Solutions](#)[Downloads & Trials](#)[Sign In](#)[Cart](#) | [Newsletters](#) | [Search](#)[Support](#)[Resources](#)[Lookups](#)[Contact Us](#)[Free Lookups](#)[Home](#) > [Lookups](#) > Nonprofit Organization Lookup[Help](#)

**Be the One-Stop Shop for Printing & Mailing**

1-800-MELISSA [try it for free](#) **MELISSA DATA**

Enter a 5-digit ZIP Code,
organization name or 9-digit Tax ID
[Submit](#)

Use this LookUp to:

- Find information on over 1.4 million registered nonprofit organizations in the United States
- Get organization name, assets, income, and IRS subsection
- Select organization for contact name and address, type of foundation and organization
- Get deductibility status, classification, Form 990, and more

TIMBERLAND FARM INC

In Care of Name	CHRIS P KLEINSASSER
Address	PO BOX 285 HARLOWTON, MT 59036-0285 MapG MapY MapV
IRS Subsection	501(d) - A religious and apostolic association.
Type of Organization	Corporation
Deductibility	Contributions are NOT deductible
Tax I.D. Number	810531951
Exempt Since	06-2009
Form 990 Requirement	Not required to file 990
Classification	Religion Related, Spiritual Development N.E.C.

Share with others information about this Nonprofit - like the web site, e-mail address, how to donate or any corrections to the data shown.

[Post a Message](#)

Messages

[How Can We Improve this Lookup?](#) | [Send to a Friend](#) | [Lookups Forum](#) | [Terms of Use](#)

Contact Information for Farms as USDA farm subsidy recipients
Subject: Timber Land Farm Inc, Harlowton, MT 59036
(note: name not confirmed as a Hutterite colony)

> Contact Information

1) IRS data (12/7/2009)

Address:

Timberland Farm Inc

PO Box 579

Harlowton, MT 59036-0579

2) IRS data (8/4/2012)

Address:

Timberland Farm Inc

PO Box 285

Harlowton, MT 59036-0285

Address verification results from [www.melissadata.com]:

1) For (1) IRS data: address verified

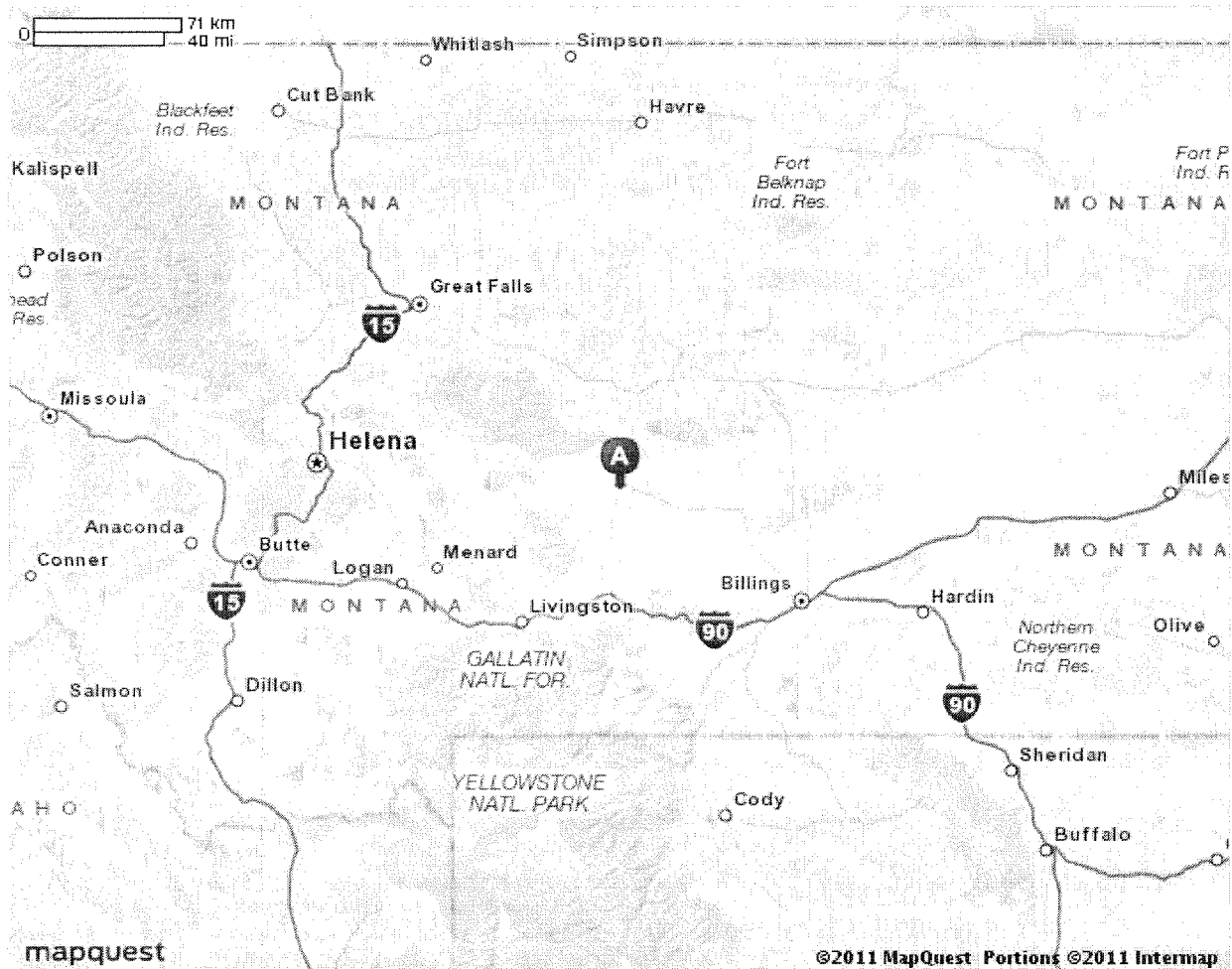
Note: address is vacant

2) For (2) IRS data: address verified



Notes

Map of Harlowton, MT



All rights reserved. Use subject to [License/Copyright](#) | [Map Legend](#)

Directions and maps are informational only. We make no warranties on the accuracy of their content, road conditions or route usability or expeditiousness. You assume all risk of use. MapQuest and its suppliers shall not be liable to you for any loss or delay resulting from your use of MapQuest. Your use of MapQuest means you agree to our [Terms of Use](#)