

List of Evidence for Farms as USDA farm subsidy recipients
(note: farm may be a Hutterite colony)
Subject: Basin Farm Inc, Chester, MT 59522
Location by State: Montana
Form and Version of Evidence: Original Evidence (Long Form)
Timeframe of Evidence as Webpages: 2009-2011
Topic: Original Evidence (Long Form) includes Findings and Conclusion

Section LF. List of Evidence (original evidence, long form)

- 1) EWG dataset (7/22/2011) for data 1995-2010 from [<http://farm.ewg.org/>]
 - a) 'Search Result' webpage
URL: [<http://farm.ewg.org/addrsearch.php?s=yup&stab=US&zip=&last=&first=&stab=AL&fulln...>]
 - b) 'Farm Location(s)' webpage
URL: [<http://farm.ewg.org/persondetail.php?custnumber=A11307463&summlevel=address>]
 - c) 'Summary' webpage(s)
URL: [<http://farm.ewg.org/persondetail.php?custnumber=A11307463>]
 - d) 'Programs' webpage(s)
URL: [<http://farm.ewg.org/persondetail.php?custnumber=A11307463&summlevel=detail>]
 - e) 'Ownership Interest(s)' webpage(s)
URL: [<http://farm.ewg.org/persondetail.php?custnumber=A11307463&summlevel=whois>]
URL: [<http://farm.ewg.org/persondetail.php?custnumber=B00091607>]
URL: [<http://farm.ewg.org/persondetail.php?custnumber=A11307463&summlevel=whois&dbtou...>]
Data:
 - 1) Hutterite surnames found with USDA ownership shares data (2006):
[Hofer, Kleinsasser, Waldner]
(note: for verification of Hutterite surnames refer to the webpage 'Surnames of Founding Families' at [<http://www.feehfs.org/links/hutterites/surnames.html>])
- 2) IRS Exempt Organization (EO) data webpage(s) from [www.irs.gov]
EO File URL: [<http://www.irs.gov/taxstats/charitablestats/article/0,,id=97186,00.html>]
EO File Date: (12/7/2009 is date EO file was downloaded from IRS website to CD)
- 3) Melissa Data webpage(s) (11/7/2009) and (7/22/2011) from [www.melissadata.com]
URL (11/7/2009): [<http://www.melissadata.com/lookups/np.asp?ein=810532136>]
URL (7/22/2011): [<http://www.melissadata.com/lookups/np.asp?ein=810532136>]
- 4) Manta data webpage(s) from [www.manta.com]
URL: (evidence not included)
- 5) Hutterite Directory webpage(s)
From [www.cedrontech.com], or link from [www.hutterites.org]
URL: (evidence not included)
- 6) Contact Information page(s)
- 7) MapQuest webpage(s) (7/22/2011) from [www.mapquest.com]

List of Evidence for Farms as USDA farm subsidy recipients

(note: farm may be a Hutterite colony)

Subject: Basin Farm Inc, Chester, MT 59522

Location by State: Montana

Topic: Findings, for Section LF

(page 1)

Findings (for Section LF):

1:

Basin Farm Inc cannot be confirmed as a Hutterite colony and member of the Hutterian Brethren Church due to a lack of evidence. Hutterite surnames are found at Basin Farm Inc.

Data for Basin Farm Inc for ID as a Hutterite colony:

1) Name: Basin Farm Inc, Chester, MT 59522

2) Hutterite surnames found with USDA ownership shares data (2006):

[Hofer, Kleinsasser, Waldner]

(note: for verification of Hutterite surnames refer to the webpage 'Surnames of Founding Families' at [<http://www.feefhs.org/links/hutterites/surnames.html>])

3) IRS EO/BMF data:

a) Name: Basin Farm Inc, Chester, MT 59522-0238

b) IRC Section:

1) IRM Table: 501(d) Apostolic and religious organization

2) SOI Table: 501(d) Apostolic and Religious Org.

2(a):

IRS EO/BMF data found and the organization name and location are the same as the USDA business name and location.

USDA Business Name and Location:

[Basin Farm Inc, Chester, MT 59522]

IRS Organization Name and Location:

[Basin Farm Inc, Chester, MT 59522-0238]

The IRC section is '501(d) Apostolic and religious organization' and the ruling date is 06/2009.

Basin Farm Inc, Chester, MT 59522, is confirmed as a tax-exempt nonprofit religious organization during the timeframe 1995-2010 when the organization received USDA farm subsidies.

2(b):

'Summary' data shows that the farm subsidy payment data for the calculation of the USDA farm subsidy total for 1995-2010 applies to 2000-2001, 2003-2010.

3:

Comparison of IRS EO/BMF data with Melissa Data data:

[Data Date: (IRS 12/7/2009), (Melissa Data 11/7/2009, 7/22/2011)]

[Data: EIN, Organization Name, Location by State, IRC Section, Ruling Date]

[810532136, Basin Farm Inc, MT, 501(d), 06/2009 = IRS]

[810532136, Basin Farm Inc, MT, 501(d), 06-2009 = Melissa Data (11/7/2009)]

[810532136, Basin Farm Inc, MT, 501(d), 06-2009 = Melissa Data (7/22/2011)]

Comparison of data demonstrates all data is the same basic data.

List of Evidence for Farms as USDA farm subsidy recipients

(note: farm may be a Hutterite colony)

Subject: Basin Farm Inc, Chester, MT 59522

Location by State: Montana

Topic: Findings, for Section LF

(page 2)

4:

IRS EO/BMF data indicates the organization is not required to file Form 990. Data from Melissa Data for the same organization indicates the organization is not required to file Form 990. The organization is classified as IRC section 501(d) and files Form 1065 so the data for Form 990 is correct.

5:

Dataset for timeframe 1995-2010:

Identity of USDA farm subsidy recipient:

[Basin Farm Inc, Chester, MT 59522]

USDA farm subsidy total:

- 1) Subsidy Total 1995-2010: \$674,840.11 (note: exact calculation)
- 2) Subsidy Payments 1995-2010 Total: \$674,840 (note: rounded off calculation)
- 3) 'Summary' data shows that the farm subsidy payment data for the calculation of the USDA farm subsidy total for 1995-2010 applies to 2000-2001, 2003-2010. So, a calculation for financial compensation will need to consider the ruling date 06/2009.
- 4) 'Summary' data for Total USDA Subsidies 2010: \$38,255

IRS EO/BMF data (12/7/2009):

1) Name:

[Basin Farm Inc, PO Box 238, Chester, MT 59522-0238]

2) Employer Identification Number (EIN): 810532136

3) IRC Section: 501(d) Apostolic and religious organization

4) Ruling Date: 06/2009

Melissa Data (11/7/2009, 7/22/2011):

1) Name:

[Basin Farm Inc, PO Box 238, Chester, MT 59522-0238]

2) Tax I.D. Number: 810532136

3) IRS Subsection: 501(d) - A religious and apostolic association.

4) Exempt Since: 06-2009

Operating As: Farm as a tax-exempt nonprofit religious organization

List of Evidence for Farms as USDA farm subsidy recipients

(note: farm may be a Hutterite colony)

Subject: Basin Farm Inc, Chester, MT 59522

(note: name not confirmed as a Hutterite colony)

Location by State: Montana

Status: Confirmed as EO (Exempt Organization)

Topic: Conclusion, for Section LF

(page 1)

Conclusion (for Section LF):

1(a):

Basin Farm Inc, Chester, MT 59522, is confirmed as a tax-exempt nonprofit religious organization during the timeframe 1995-2010 when the organization received USDA farm subsidies. The organization's IRC section is '501(d) Apostolic and religious organization' and the ruling date is 06/2009.

1(b):

'Summary' data shows that the farm subsidy payment data for the calculation of the USDA farm subsidy total for 1995-2010 applies to 2000-2001, 2003-2010.

2:

Dataset for timeframe 1995-2010:

Identity of USDA farm subsidy recipient:

[Basin Farm Inc, Chester, MT 59522]

USDA farm subsidy total:

1) Subsidy Total 1995-2010: \$674,840.11 (note: exact calculation)

2) Subsidy Payments 1995-2010 Total: \$674,840 (note: rounded off calculation)

3) 'Summary' data shows that the farm subsidy payment data for the calculation of the USDA farm subsidy total for 1995-2010 applies to 2000-2001, 2003-2010. So, a calculation for financial compensation will need to consider the ruling date 06/2009.

4) 'Summary' data for Total USDA Subsidies 2010: \$38,255

IRS EO/BMF data (12/7/2009):

1) Name:

[Basin Farm Inc, PO Box 238, Chester, MT 59522-0238]

2) Employer Identification Number (EIN): 810532136

3) IRC Section: 501(d) Apostolic and religious organization

4) Ruling Date: 06/2009

Melissa Data (11/7/2009, 7/22/2011):

1) Name:

[Basin Farm Inc, PO Box 238, Chester, MT 59522-0238]

2) Tax I.D. Number: 810532136

3) IRS Subsection: 501(d) - A religious and apostolic association.

4) Exempt Since: 06-2009

Operating As: Farm as a tax-exempt nonprofit religious organization

List of Evidence for Farms as USDA farm subsidy recipients

(note: farm may be a Hutterite colony)

Subject: Basin Farm Inc, Chester, MT 59522

(note: name not confirmed as a Hutterite colony)

Location by State: Montana

Status: Confirmed as EO (Exempt Organization)

Topic: Conclusion, for Section LF

(page 2)

3:

Identification data:

Name: Basin Farm Inc, Chester, MT 59522

IRS EO/BMF data: Basin Farm Inc, PO Box 238, Chester, MT 59522-0238

4:

Recommendation:

> Step 1

Determine if organization is a Hutterite colony.

Name: Basin Farm Inc, Chester, MT 59522

Hutterite surnames found with USDA ownership shares data (2006):

[Hofer, Kleinsasser, Waldner]

IRS EO/BMF data:

[Name: Basin Farm Inc, PO Box 238, Chester, MT 59522-0238]

[IRC Section: 501(d) Apostolic and religious organization]



EWG Farm Subsidy Database

Corporate Subsidy Recipients 1 to 1 of 1 in Montana

Business Name: **BASIN FARM**

Rank	Name	Location	Subsidy Total 1995-2010
1	<u>Basin Farm Inc</u>	Chester, MT 59522	\$ 674,840.11

Note: The information on conservation spending for 2010 is incomplete due to missing data from USDA's Natural Resource Conservation Service. Payment data currently are not included for the Environmental Quality Incentives Program, but will be added once NRCS makes it available.

The information provided for the Wetland Reserve Program (WRP) provides an inaccurate picture of how WRP payments are distributed. USDA's Natural Resource Conservation Service uses title companies as intermediaries to finalize wetlands easements under the Wetlands Reserve Program. As a result, the data provided to us shows large sums of money going to these title companies. In reality, the payments are ultimately distributed to landowners participating in the WRP.

Unfortunately, NRCS has not provided the data to show where these farms and wetlands are located or which farmers or landowners are enrolling in the program, so EWG is unable to allocate these large sums of money to individuals beyond the title companies. Therefore, these companies skew the conservation rankings and payment concentration, which EWG cannot avoid unless and until NRCS makes available the additional farm attribution data. Therefore, we have not included WRP payments in the 2010 data update.

Finally, we have separated data on farm commodity, disaster and conservation payments in order to provide a more accurate picture of top recipients and concentration of payments among the three main categories of USDA programs.

USDA subsidy information for **Basin Farm Inc****Addresses on file with USDA for Basin Farm Inc**

USDA county office from which subsidies were paid:	Subsidy Payments 1995-2010	Most recent address on file in USDA county office
Liberty County, Montana	\$674,840	Basin Farm Inc Chester, MT 59522
Total	\$674,840	

Note: The information on conservation spending for 2010 is incomplete due to missing data from USDA's Natural Resource Conservation Service. Payment data currently are not included for the Environmental Quality Incentives Program, but will be added once NRCS makes it available.

The information provided for the Wetland Reserve Program (WRP) provides an inaccurate picture of how WRP payments are distributed. USDA's Natural Resource Conservation Service uses title companies as intermediaries to finalize wetlands easements under the Wetlands Reserve Program. As a result, the data provided to us shows large sums of money going to these title companies. In reality, the payments are ultimately distributed to landowners participating in the WRP.

Unfortunately, NRCS has not provided the data to show where these farms and wetlands are located or which farmers or landowners are enrolling in the program, so EWG is unable to allocate these large sums of money to individuals beyond the title companies. Therefore, these companies skew the conservation rankings and payment concentration, which EWG cannot avoid unless and until NRCS makes available the additional farm attribution data. Therefore, we have not included WRP payments in the 2010 data update.

Finally, we have separated data on farm commodity, disaster and conservation payments in order to provide a more accurate picture of top recipients and concentration of payments among the three main categories of USDA programs.

**Basin Farm Inc received payments totaling \$674,840 from 1995 through 2010**

Year	Conservation Subsidies	Disaster Subsidies	Commodity Subsidies	Total USDA Subsidies 1995-2010
1995	\$0	\$0	\$0	\$0
1996	\$0	\$0	\$0	\$0
1997	\$0	\$0	\$0	\$0
1998	\$0	\$0	\$0	\$0
1999	\$0	\$0	\$0	\$0
2000	\$0	\$0	\$138,746	\$138,746
2001	\$0	\$13,925	\$94,264	\$108,189
2002	\$0	\$0	\$0	\$0
2003	\$0	\$51,686	\$66,741	\$118,427
2004	\$0	\$0	\$30,039	\$30,039
2005	\$0	\$8,665	\$79,751	\$88,416
2006	\$0	\$0	\$23,800	\$23,800
2007	\$0	\$0	\$39,981	\$39,981
2008	\$0	\$1,187	\$39,981	\$41,168
2009	\$0	\$0	\$47,820	\$47,820
2010	\$0	\$0	\$38,255	\$38,255
Total	\$0	\$75,463	\$599,377	\$674,840

Crop Summary for Basin Farm Inc

Crop	Payments 1995-2010
Wheat Subsidies**	\$350,354
Barley Subsidies**	\$145,783
Dry Pea Subsidies	\$16,730
Oat Subsidies**	\$434

Note: The information on conservation spending for 2010 is incomplete due to missing data from USDA's Natural Resource Conservation Service. Payment data currently are not included for the Environmental Quality Incentives Program, but will be added once NRCS makes it available.

The information provided for the Wetland Reserve Program (WRP) provides an inaccurate picture of how WRP payments are distributed. USDA's Natural Resource Conservation Service uses title companies as intermediaries to finalize wetlands easements under the Wetlands Reserve Program. As a result, the data provided to us shows large sums of money going to these title companies. In reality, the payments are ultimately distributed to landowners participating in the WRP.

Unfortunately, NRCS has not provided the data to show where these farms and wetlands are located or which farmers or landowners are enrolling in the program, so EWG is unable to allocate these large sums of money to individuals.

USDA subsidy information for **Basin Farm Inc****Payment Breakdown**

Subsidy Program	Total Payments 1995-2010
Total USDA - Subsidies	\$674,840
<i>Subtotal, Farming Subsidies</i>	\$599,377
<i>Subtotal, Disaster Payments</i>	\$75,463

Commodity subsidy breakdown

Subsidy Program	Total Payments 1995-2010
Subtotal, Farming Subsidies	\$599,377
<i>Total Direct Payments</i>	\$292,770
Direct Program Payments - 2008 Farm Bill	\$47,820
Direct Payment - Barley	\$72,674
Direct Payment - Oats	\$231
Direct Payment - Wheat	\$172,045
<i>Total Counter Cyclical Payments</i>	\$13,768
Counter Cyclical Payment - Barley	\$13,768
Counter Cyclical Payment - Oats	\$0
Counter Cyclical Payment - Wheat	\$0
<i>Average Crop Revenue Election Program (ACRE)</i>	\$38,255
ACRE - Direct Payments	\$38,255
<i>Production Flexibility Contracts</i>	\$110,734
Production Flexibility - Barley	\$28,195
Production Flexibility - Oats	\$115
Production Flexibility - Wheat	\$82,424
<i>Mkt. Loss Asst. - Commodity Crops</i>	\$80,000
Market Loss Assistance - Barley	\$16,213
Market Loss Assistance - Oats	\$88
Market Loss Assistance - Wheat	\$63,699
<i>Loan Deficiency Payments</i>	\$63,850
Loan Deficiency - Barley	\$14,933
Loan Deficiency - Wheat	\$32,186
Loan Deficiency - Dry Peas	\$16,730

Disaster subsidy breakdown


Subsidy Program	Total Payments 1995-2010
Subtotal, Disaster Payments	\$75,463
<i>Misc. Disaster Payments</i>	\$75,463
Crop Disaster - Program	\$75,463

Note: The information on conservation spending for 2010 is incomplete due to missing data from USDA's Natural Resource Conservation Service. Payment data currently are not included for the Environmental Quality Incentives Program, but will be added once NRCS makes it available.

The information provided for the Wetland Reserve Program (WRP) provides an inaccurate picture of how WRP payments are distributed. USDA's Natural Resource Conservation Service uses title companies as intermediaries to finalize wetlands easements under the Wetlands Reserve Program. As a result, the data provided to us shows large sums of money going to these title companies. In reality, the payments are ultimately distributed to landowners participating in the WRP.

Unfortunately, NRCS has not provided the data to show where these farms and wetlands are located or which farmers or landowners are enrolling in the program, so EWG is unable to allocate these large sums of money to individuals beyond the title companies. Therefore, these companies skew the conservation rankings and payment concentration, which EWG cannot avoid unless and until NRCS makes available the additional farm attribution data. Therefore, we have not included WRP payments in the 2010 data update.

Finally, we have separated data on farm commodity, disaster and conservation payments in order to provide a more accurate picture of top recipients and concentration of payments among the three main categories of USDA programs.

USDA subsidy information for **Basin Farm Inc****Ownership shares for Basin Farm Inc**Pick year for ownership information 

USDA county office/Ownership:	Percentage Share*
-------------------------------	-------------------

Basin Farm Inc ownership information from 2008 Liberty County, Montana	
---	--

Members Of Basin Farm Inc	100.00%
----------------------------------	----------------

* According to USDA percentage shares for ownership may not reflect share of subsidy payments. EWG review shows that share information on file with USDA may not always equal 100 percent. Most recent percentage share information is from 2008. Future release of this information was barred by law in the 2008 Farm Bill.

Note: The information on conservation spending for 2010 is incomplete due to missing data from USDA's Natural Resource Conservation Service. Payment data currently are not included for the Environmental Quality Incentives Program, but will be added once NRCS makes it available.

The information provided for the Wetland Reserve Program (WRP) provides an inaccurate picture of how WRP payments are distributed. USDA's Natural Resource Conservation Service uses title companies as intermediaries to finalize wetlands easements under the Wetlands Reserve Program. As a result, the data provided to us shows large sums of money going to these title companies. In reality, the payments are ultimately distributed to landowners participating in the WRP.

Unfortunately, NRCS has not provided the data to show where these farms and wetlands are located or which farmers or landowners are enrolling in the program, so EWG is unable to allocate these large sums of money to individuals beyond the title companies. Therefore, these companies skew the conservation rankings and payment concentration, which EWG cannot avoid unless and until NRCS makes available the additional farm attribution data. Therefore, we have not included WRP payments in the 2010 data update.

Finally, we have separated data on farm commodity, disaster and conservation payments in order to provide a more accurate picture of top recipients and concentration of payments among the three main categories of USDA programs.



USDA subsidy information for **Members Of Basin Farm Inc**

Recipient's ownership share(s)

Recipient:	County	Percentage Share*
	Liberty County, Montana	100.0 %
<u>Basin Farm Inc</u>	Liberty County, Montana	100.0 %
	Liberty County, Montana	100.0 %

* Most recent percentage share information is from 2008. According to USDA percentage shares for ownership may not reflect share of subsidy payments. EWG review shows that share information on file with USDA may not equal 100 percent.

Note: The information on conservation spending for 2010 is incomplete due to missing data from USDA's Natural Resource Conservation Service. Payment data currently are not included for the Environmental Quality Incentives Program, but will be added once NRCS makes it available.


The information provided for the Wetland Reserve Program (WRP) provides an inaccurate picture of how WRP payments are distributed. USDA's Natural Resource Conservation Service uses title companies as intermediaries to finalize wetlands easements under the Wetlands Reserve Program. As a result, the data provided to us shows large sums of money going to these title companies. In reality, the payments are ultimately distributed to landowners participating in the WRP.

Unfortunately, NRCS has not provided the data to show where these farms and wetlands are located or which farmers or landowners are enrolling in the program, so EWG is unable to allocate these large sums of money to individuals beyond the title companies. Therefore, these companies skew the conservation rankings and payment concentration, which EWG cannot avoid unless and until NRCS makes available the additional farm attribution data. Therefore, we have not included WRP payments in the 2010 data update.

Finally, we have separated data on farm commodity, disaster and conservation payments in order to provide a more accurate picture of top recipients and concentration of payments among the three main categories of USDA programs.

USDA subsidy information for **Basin Farm Inc**

Ownership shares for Basin Farm Inc

Pick year for ownership information 

USDA county office/Ownership:	Percentage Share*
Basin Farm Inc	
ownership information from 2006	
Liberty County, Montana	
Timonthy S Kleinsasser	6.25%
John J Kleinsasser	6.25%
Andrew A Hofer	6.25%
Elizabeth J Hofer	6.25%
Anna D Waldner	6.25%
Duane T Kleinsasser	6.25%
Melvin J Kleinsasser	6.25%
Dallas T Kleinsasser	6.25%
Amanda J Kleinsasser	6.25%
Juliann T Kleinsasser	6.25%
Susana P Kleinsasser	6.25%
Kevin J Kleinsasser	6.25%
Theresa T Kleinsasser	6.25%
Maryann Kleinsasser	6.25%
Arnie J Kleinsasser	6.25%
Sara Kleinsasser	6.25%

* According to USDA percentage shares for ownership may not reflect share of subsidy payments. EWG review shows that share information on file with USDA may not always equal 100 percent. Most recent percentage share information is from 2008. Future release of this information was barred by law in the 2008 Farm Bill.

Note: The information on conservation spending for 2010 is incomplete due to missing data from USDA's Natural Resource Conservation Service. Payment data currently are not included for the Environmental Quality Incentives Program, but will be added once NRCS makes it available.

The information provided for the Wetland Reserve Program (WRP) provides an inaccurate picture of how WRP payments are distributed. USDA's Natural Resource Conservation Service uses title companies as intermediaries to finalize wetlands easements under the Wetlands Reserve Program. As a result, the data provided to us shows large sums of money going to these title companies. In reality, the payments are ultimately distributed to landowners participating in the WRP.

Unfortunately, NRCS has not provided the data to show where these farms and wetlands are located or which farmers or landowners are enrolling in the program, so EWG is unable to allocate these large sums of money to individuals

[illegible]

[Sign In](#) | [Cart](#) | [Newsletters](#)

1-800-MELISSA

[Products](#)[Solutions](#)[Downloads & Trials](#)[Support](#)[Resources](#)

Do you have recurring revenue?

Add Melissa Data Solutions to your product mix and grow your business

Start Growing


Nonprofit Organization Lookup

Enter a 5-digit ZIP Code, organization name or 9-digit Tax ID

BASIN FARM INC	
Address	PO BOX 238 CHESTER, MT 59522-0238 MapG MapY MapV
IRS Subsection	501(d) - A religious and apostolic association.
Type of Organization	Corporation
Deductibility	Contributions are NOT deductible
Tax I.D. Number	810532136
Exempt Since	06-2009
Form 990 Requirement	Not required to file 990
Classification	Religion Related, Spiritual Development N.E.C.
Share with others information about this Nonprofit - like the web site, e-mail address, how to donate or any corrections to the data shown.	
<input type="button" value="Post a Message"/>	

Messages

[How Can We Improve this Lookup?](#) | [Email to a Friend](#) | [Lookups Forum](#) | [Terms of Use](#)



Do you have recurring revenue?

Add Melissa Data Solutions to your product mix and grow your business

Start Growing

Nonprofit Organization Lookup

Help

Index

Enter a 5-digit ZIP Code, organization name or 9-digit Tax ID

Submit

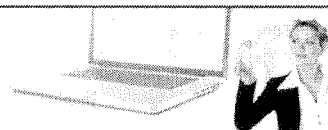
BASIN FARM INC	
Address	PO BOX 238 CHESTER, MT 59522-0238 MapG MapY MapV
IRS Subsection	501(d) - A religious and apostolic association.
Type of Organization	Corporation
Deductibility	Contributions are NOT deductible
Tax I.D. Number	810532136
Exempt Since	06-2009
Form 990 Requirement	Not required to file 990
Classification	Religion Related, Spiritual Development N.E.C.
Share with others information about this Nonprofit - like the web site, e-mail address, how to donate or any corrections to the data shown.	
<div>Post a Message</div>	

Messages

[How Can We Improve this Lookup?](#) | [Email to a Friend](#) | [Lookups Forum](#) | [Terms of Use](#)

MELISSA DATA[Sign In](#) | [Cart](#) | [Newsletters](#) | [Search](#)

1-800-MELISSA

[Products](#)[Solutions](#)[Downloads & Trials](#)[Support](#)[Resources](#)[Lookups](#)[Contact Us](#)**Free Lookups**[Home](#) > [Lookups](#) > **Nonprofit Organization Lookup**[Help](#)**Geocoding Solutions**Append Latitude & Longitude Coordinates
to U.S. & Canadian Addresses[Request Information](#)Enter a 5-digit ZIP Code,
organization name or 9-digit Tax ID
[Submit](#)**Use this Lookup to:**

- Find information on over 1.4 million registered nonprofit organizations in the United States
- Get organization name, assets, income, and IRS subsection
- Select organization for contact name and address, type of foundation and organization
- Get deductibility status, classification, Form 990, and more

BASIN FARM INC**PO BOX 238****Address** CHESTER, MT [59522-0238](#)[MapG](#) [MapY](#) [MapV](#)**IRS Subsection** 501(d) - A religious and apostolic association.**Type of Organization** Corporation**Deductibility** Contributions are NOT deductible**Tax I.D. Number** 810532136**Exempt Since** 06-2009**Form 990 Requirement** Not required to file 990**Classification** Religion Related, Spiritual Development N.E.C.

Share with others information about this Nonprofit - like the web site, e-mail address, how to donate or any corrections to the data shown.

[Post a Message](#)**Messages**[How Can We Improve this Lookup?](#) | [Send to a Friend](#) | [Lookups Forum](#) | [Terms of Use](#)

Contact Information for Farms as USDA farm subsidy recipients

Subject: Basin Farm Inc, Chester, MT 59522

(note: name not confirmed as a Hutterite colony)

> Contact Information

1) IRS data

Address:

Basin Farm Inc

PO Box 238

Chester, MT 59522-0238

Address verification results from [www.melissadata.com]:

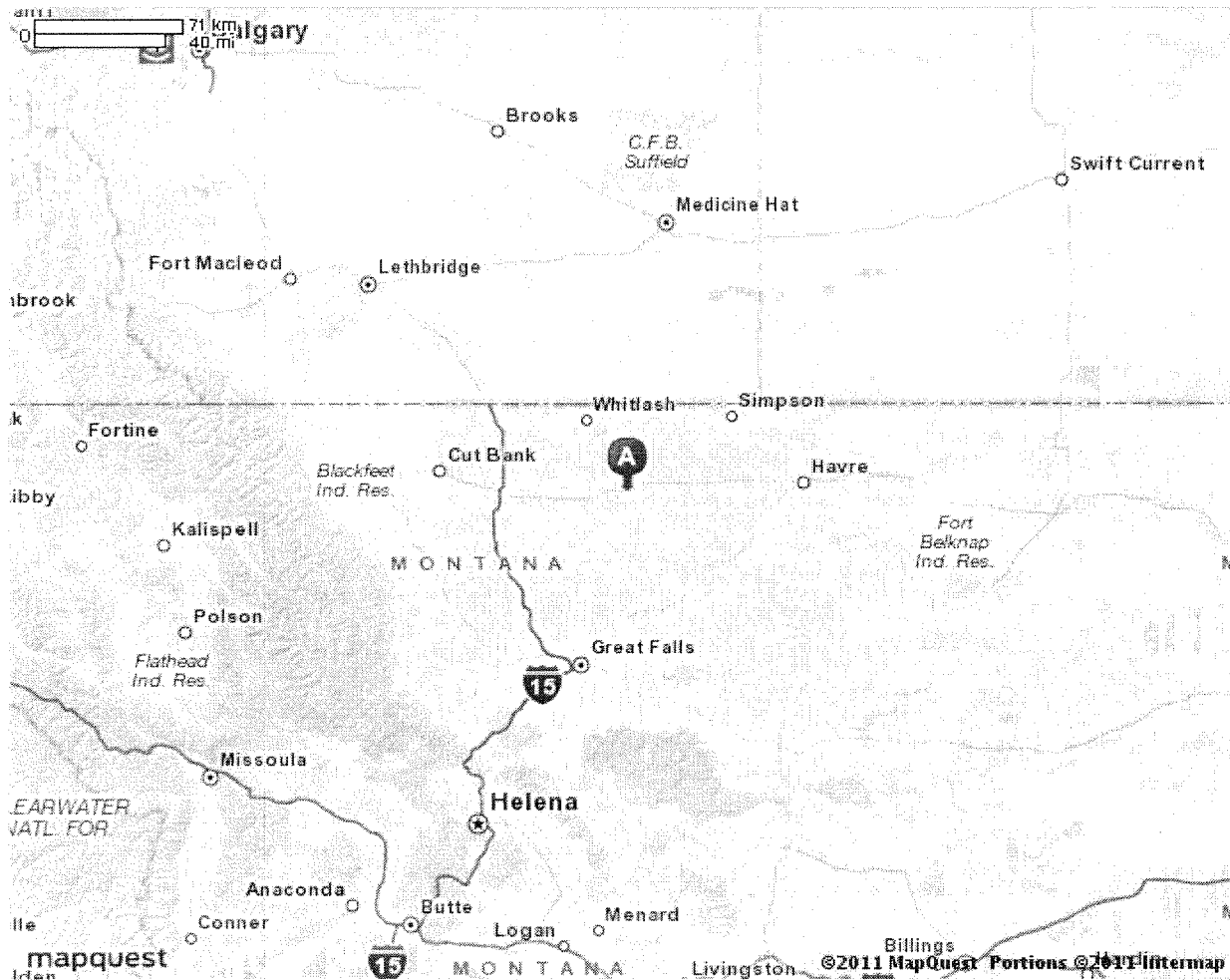
1) For (1) IRS data: address verified



MAPQUEST

Map of Chester, MT

Notes



All rights reserved. Use subject to [License/Copyright](#) | [Map Legend](#)

Directions and maps are informational only. We make no warranties on the accuracy of their content, road conditions or route usability or expeditiousness. You assume all risk of use. MapQuest and its suppliers shall not be liable to you for any loss or delay resulting from your use of MapQuest. Your use of MapQuest means you agree to our [Terms of Use](#)

List of Evidence for Farms as USDA farm subsidy recipients
(note: farm may be a Hutterite colony)
Subject: Dry Land Farms Inc, Havre, MT 59501
Location by State: Montana
Form and Version of Evidence: Original Evidence (Long Form)
Timeframe of Evidence as Webpages: 2011-2012
Topic: Original Evidence (Long Form) includes Findings and Conclusion

Section LF. List of Evidence (original evidence, long form)

- 1) EWG dataset (7/22/2011) for data 1995-2010 from [<http://farm.ewg.org/>]
 - a) 'Search Result' webpage
URL: [<http://farm.ewg.org/addrsearch.php?s=yup&stab=US&zip=&last=&first=&stab=AL&fulln...>]
 - b) 'Farm Location(s)' webpage
URL: [<http://farm.ewg.org/persondetail.php?custnumber=A12148360&summlevel=address>]
 - c) 'Summary' webpage(s)
URL: [<http://farm.ewg.org/persondetail.php?custnumber=A12148360>]
 - d) 'Programs' webpage(s)
URL: [<http://farm.ewg.org/persondetail.php?custnumber=A12148360&summlevel=detail>]
 - e) 'Ownership Interest(s)' webpage(s)
URL: [<http://farm.ewg.org/persondetail.php?custnumber=A12148360&summlevel=whois>]
- 2) IRS Exempt Organization (EO) data webpage(s) from [www.irs.gov]
EO File URL: [<http://www.irs.gov/taxstats/charitablestats/article/0,,id=97186,00.html>]
EO File Date: (8/2/2012 is date EO file page was printed from the IRS website)
- 3) Melissa Data webpage(s) (7/22/2011) from [www.melissadata.com]
URL: [<http://www.melissadata.com/lookups/np.asp?ein=421576677>]
- 4) Manta data webpage(s) from [www.manta.com]
URL: (evidence not included)
- 5) Hutterite Directory webpage(s)
From [www.cedrontech.com], or link from [www.hutterites.org]
URL: (evidence not included)
- 6) Contact Information page(s)
- 7) MapQuest webpage(s) (7/22/2011) from [www.mapquest.com]

List of Evidence for Farms as USDA farm subsidy recipients

(note: farm may be a Hutterite colony)

Subject: Dry Land Farms Inc, Havre, MT 59501

Location by State: Montana

Topic: Findings, for Section LF

(page 1)

Findings (for Section LF):

1:

'Farm Location(s)' (addresses on file) subsidy payments data shows a data conflict. The data conflict can be explained by EWG updating their USDA farm subsidy data. The data conflict will not invalidate the figure [Subsidy Total 1995-2010: \$373,413.19] because 'Programs' (Payment Breakdown) data will validate the figure. The data is:

Total USDA - Subsidies = \$373,413

Subtotal, Farming Subsidies = \$351,749

Subtotal, Conservation Programs = \$16,601

Subtotal, Disaster Payments = \$5,063

(note: EWG will express a exact figure as a rounded off figure for their calculations)

2:

Dry Land Farms Inc cannot be confirmed as a Hutterite colony and member of the Hutterian Brethren Church due to a lack of evidence. Hutterite surnames are found at Dry Land Farms Inc. Data for Dry Land Farms Inc for ID as a Hutterite colony:

1) Name: Dry Land Farms Inc, Havre, MT 59501

2) Hutterite surnames found with USDA ownership shares data (2009): Kleinsasser, Waldner
(note: for verification of Hutterite surnames refer to the webpage 'Surnames of Founding Families' at [<http://www.feefhs.org/links/hutterites/surnames.html>])

3) IRS EO/BMF data:

a) Name: Dry Land Farms Inc, Havre, MT 59501-0824

b) IRC Section:

1) IRM Table: 501(d) Apostolic and religious organization

2) SOI Table: 501(d) Apostolic and Religious Org.

List of Evidence for Farms as USDA farm subsidy recipients

(note: farm may be a Hutterite colony)

Subject: Dry Land Farms Inc, Havre, MT 59501

Location by State: Montana

Topic: Findings, for Section LF

(page 2)

3(a):

IRS EO/BMF data found and the organization name and location are the same as the USDA business name and location.

USDA Business Name and Location:

[Dry Land Farms Inc, Havre, MT 59501]

IRS Organization Name and Location:

[Dry Land Farms Inc, Havre, MT 59501-0824]

The IRC section is '501(d) Apostolic and religious organization' and the ruling date is 12/2009.

Dry Land Farms Inc, Havre, MT 59501, is confirmed as a tax-exempt nonprofit religious organization during the timeframe 1995-2010 when the organization received USDA farm subsidies.

3(b):

'Summary' data shows that the farm subsidy payment data for the calculation of the USDA farm subsidy total for 1995-2010 applies to 2003-2010.

4:

Comparison of IRS EO/BMF data with Melissa Data data:

[Data Date: (IRS 8/2/2012), (Melissa Data 7/22/2011)]

[Data: EIN, Organization Name, Location by State, IRC Section, Ruling Date]

[421576677, Dry Land Farms Inc, MT, 501(d), 12/2009 = IRS]

[421576677, Dry Land Farms Inc, MT, 501(d), 12-2009 = Melissa Data]

Comparison of data demonstrates all data is the same basic data.

5:

IRS EO/BMF data indicates the organization is not required to file Form 990. Data from Melissa Data for the same organization indicates the organization is not required to file Form 990. The organization is classified as IRC section 501(d) and files Form 1065 so the data for Form 990 is correct.

List of Evidence for Farms as USDA farm subsidy recipients

(note: farm may be a Hutterite colony)

Subject: Dry Land Farms Inc, Havre, MT 59501

Location by State: Montana

Topic: Findings, for Section LF

(page 3)

6:

Dataset for timeframe 1995-2010:

Identity of USDA farm subsidy recipient:

[Dry Land Farms Inc, Havre, MT 59501]

USDA farm subsidy total:

- 1) Subsidy Total 1995-2010: \$373,413.19 (note: exact calculation)
- 2) Subsidy Payments 1995-2010 Total: \$373,413 (note: rounded off calculation)
(note: 'Subsidy Payments' data shows a data conflict but 'Programs' (Payment Breakdown) data will validate the 'Subsidy Total' figure)
- 3) 'Summary' data shows that the farm subsidy payment data for the calculation of the USDA farm subsidy total for 1995-2010 applies to 2003-2010. So, a calculation for financial compensation will need to consider the ruling date 12/2009.
- 4) 'Summary' data for Total USDA Subsidies 2010: \$33,994

IRS EO/BMF data (8/2/2012):

1) Name:

[Dry Land Farms Inc, PO Box 824, Havre, MT 59501-0824]

2) Employer Identification Number (EIN): 421576677

3) IRC Section: 501(d) Apostolic and religious organization

4) Ruling Date: 12/2009

Melissa Data (7/22/2011):

1) Name:

[Dry Land Farms Inc, PO Box 824, Havre, MT 59501-0824]

2) Tax I.D. Number: 421576677

3) IRS Subsection: 501(d) - A religious and apostolic association.

4) Exempt Since: 12-2009

Operating As: Farm as a tax-exempt nonprofit religious organization

List of Evidence for Farms as USDA farm subsidy recipients

(note: farm may be a Hutterite colony)

Subject: Dry Land Farms Inc, Havre, MT 59501

(note: name not confirmed as a Hutterite colony)

Location by State: Montana

Status: Confirmed as EO (Exempt Organization)

Topic: Conclusion, for Section LF

(page 1)

Conclusion (for Section LF):

1(a):

Dry Land Farms Inc, Havre, MT 59501, is confirmed as a tax-exempt nonprofit religious organization during the timeframe 1995-2010 when the organization received USDA farm subsidies. The organization's IRC section is '501(d) Apostolic and religious organization' and the ruling date is 12/2009.

1(b):

'Summary' data shows that the farm subsidy payment data for the calculation of the USDA farm subsidy total for 1995-2010 applies to 2003-2010.

2:

Dataset for timeframe 1995-2010:

Identity of USDA farm subsidy recipient:

[Dry Land Farms Inc, Havre, MT 59501]

USDA farm subsidy total:

1) Subsidy Total 1995-2010: \$373,413.19 (note: exact calculation)

2) Subsidy Payments 1995-2010 Total: \$373,413 (note: rounded off calculation)

(note: 'Subsidy Payments' data shows a data conflict but 'Programs' (Payment Breakdown) data will validate the 'Subsidy Total' figure)

3) 'Summary' data shows that the farm subsidy payment data for the calculation of the USDA farm subsidy total for 1995-2010 applies to 2003-2010. So, a calculation for financial compensation will need to consider the ruling date 12/2009.

4) 'Summary' data for Total USDA Subsidies 2010: \$33,994

IRS EO/BMF data (8/2/2012):

1) Name:

[Dry Land Farms Inc, PO Box 824, Havre, MT 59501-0824]

2) Employer Identification Number (EIN): 421576677

3) IRC Section: 501(d) Apostolic and religious organization

4) Ruling Date: 12/2009

Melissa Data (7/22/2011):

1) Name:

[Dry Land Farms Inc, PO Box 824, Havre, MT 59501-0824]

2) Tax I.D. Number: 421576677

3) IRS Subsection: 501(d) - A religious and apostolic association.

4) Exempt Since: 12-2009

Operating As: Farm as a tax-exempt nonprofit religious organization

List of Evidence for Farms as USDA farm subsidy recipients

(note: farm may be a Hutterite colony)

Subject: Dry Land Farms Inc, Havre, MT 59501

(note: name not confirmed as a Hutterite colony)

Location by State: Montana

Status: Confirmed as EO (Exempt Organization)

Topic: Conclusion, for Section LF

(page 2)

3:

Identification data:

Name: Dry Land Farms Inc, Havre, MT 59501

IRS EO/BMF data: Dry Land Farms Inc, PO Box 824, Havre, MT 59501-0824

4:

Recommendation:

> Step 1

Determine if organization is a Hutterite colony.

Name: Dry Land Farms Inc, Havre, MT 59501

Hutterite surnames found with USDA ownership shares data (2009): Kleinsasser, Waldner

IRS EO/BMF data:

[Name: Dry Land Farms Inc, PO Box 824, Havre, MT 59501-0824]

[IRC Section: 501(d) Apostolic and religious organization]



EWG Farm Subsidy Database

Corporate Subsidy Recipients 1 to 1 of 1 in Montana

Business Name: **DRY LAND FARMS**

Rank	Name	Location	Subsidy Total 1995-2010
1	<u>Dry Land Farms Inc</u>	Havre, MT 59501	\$ 373,413.19

Note: The information on conservation spending for 2010 is incomplete due to missing data from USDA's Natural Resource Conservation Service. Payment data currently are not included for the Environmental Quality Incentives Program, but will be added once NRCS makes it available.

The information provided for the Wetland Reserve Program (WRP) provides an inaccurate picture of how WRP payments are distributed. USDA's Natural Resource Conservation Service uses title companies as intermediaries to finalize wetlands easements under the Wetlands Reserve Program. As a result, the data provided to us shows large sums of money going to these title companies. In reality, the payments are ultimately distributed to landowners participating in the WRP.

Unfortunately, NRCS has not provided the data to show where these farms and wetlands are located or which farmers or landowners are enrolling in the program, so EWG is unable to allocate these large sums of money to individuals beyond the title companies. Therefore, these companies skew the conservation rankings and payment concentration, which EWG cannot avoid unless and until NRCS makes available the additional farm attribution data. Therefore, we have not included WRP payments in the 2010 data update.

Finally, we have separated data on farm commodity, disaster and conservation payments in order to provide a more accurate picture of top recipients and concentration of payments among the three main categories of USDA programs.

USDA subsidy information for **Dry Land Farms Inc****Addresses on file with USDA for Dry Land Farms Inc**

USDA county office from which subsidies were paid:	Subsidy Payments 1995-2010	Most recent address on file in USDA county office
Hill County, Montana	\$362,036	Dry Land Farms Inc Havre, MT 59501
Total	\$373,413	

Note: The information on conservation spending for 2010 is incomplete due to missing data from USDA's Natural Resource Conservation Service. Payment data currently are not included for the Environmental Quality Incentives Program, but will be added once NRCS makes it available.

The information provided for the Wetland Reserve Program (WRP) provides an inaccurate picture of how WRP payments are distributed. USDA's Natural Resource Conservation Service uses title companies as intermediaries to finalize wetlands easements under the Wetlands Reserve Program. As a result, the data provided to us shows large sums of money going to these title companies. In reality, the payments are ultimately distributed to landowners participating in the WRP.

Unfortunately, NRCS has not provided the data to show where these farms and wetlands are located or which farmers or landowners are enrolling in the program, so EWG is unable to allocate these large sums of money to individuals beyond the title companies. Therefore, these companies skew the conservation rankings and payment concentration, which EWG cannot avoid unless and until NRCS makes available the additional farm attribution data. Therefore, we have not included WRP payments in the 2010 data update.

Finally, we have separated data on farm commodity, disaster and conservation payments in order to provide a more accurate picture of top recipients and concentration of payments among the three main categories of USDA programs.



Dry Land Farms Inc received payments totaling \$373,413 from 1995 through 2010

Year	Conservation Subsidies	Disaster Subsidies	Commodity Subsidies	Total USDA Subsidies 1995-2010
1995	\$0	\$0	\$0	\$0
1996	\$0	\$0	\$0	\$0
1997	\$0	\$0	\$0	\$0
1998	\$0	\$0	\$0	\$0
1999	\$0	\$0	\$0	\$0
2000	\$0	\$0	\$0	\$0
2001	\$0	\$0	\$0	\$0
2002	\$0	\$0	\$0	\$0
2003	\$0	\$0	\$36,100	\$36,100
2004	\$0	\$0	\$68,000	\$68,000
2005	\$0	\$5,063	\$52,788	\$57,851
2006	\$0	\$0	\$57,483	\$57,483
2007	\$0	\$0	\$34,695	\$34,695
2008	\$11,378	\$0	\$34,695	\$46,073
2009	\$5,224	\$0	\$33,994	\$39,218
2010	\$0	\$0	\$33,994	\$33,994
Total	\$16,601	\$5,063	\$351,749	\$373,413

Crop Summary for Dry Land Farms Inc

Crop	Payments 1995-2010
Wheat Subsidies**	\$149,413
Barley Subsidies**	\$125,810
Dry Pea Subsidies	\$8,344
Oat Subsidies**	\$192

Note: The information on conservation spending for 2010 is incomplete due to missing data from USDA's Natural Resource Conservation Service. Payment data currently are not included for the Environmental Quality Incentives Program, but will be added once NRCS makes it available.

The information provided for the Wetland Reserve Program (WRP) provides an inaccurate picture of how WRP payments are distributed. USDA's Natural Resource Conservation Service uses title companies as intermediaries to finalize wetlands easements under the Wetlands Reserve Program. As a result, the data provided to us shows large sums of money going to these title companies. In reality, the payments are ultimately distributed to landowners participating in the WRP.



USDA subsidy information for **Dry Land Farms Inc**

Payment Breakdown

Subsidy Program	Total Payments 1995-2010
Total USDA - Subsidies	\$373,413
<i>Subtotal, Farming Subsidies</i>	\$351,749
<i>Subtotal, Conservation Programs</i>	\$16,601
<i>Subtotal, Disaster Payments</i>	\$5,063

Commodity subsidy breakdown

Subsidy Program	Total Payments 1995-2010
Subtotal, Farming Subsidies	\$351,749
<i>Total Direct Payments</i>	\$276,158
Direct Program Payments - 2008 Farm Bill	\$67,988
Direct Payment - Barley	\$68,820
Direct Payment - Oats	\$192
Direct Payment - Wheat	\$139,158
<i>Total Counter Cyclical Payments</i>	\$13,382
Counter Cyclical Payment - Barley	\$13,382
Counter Cyclical Payment - Wheat	\$0
<i>Loan Deficiency Payments</i>	\$62,206
Loan Deficiency - Barley	\$43,608
Loan Deficiency - Wheat	\$10,255
Loan Deficiency - Dry Peas	\$8,344
<i>Misc. Farm - Subsidies</i>	\$2
Interest Penalty Payments	\$2

Conservation subsidy breakdown

Subsidy Program	Total Payments 1995-2010
Subtotal, Conservation Programs	\$16,601
<i>Env. Quality Incentive Program</i>	\$16,601
EQIP - Regular	\$16,601

Disaster subsidy breakdown

Subsidy Program	Total Payments 1995-2010
-----------------	--------------------------

Subtotal, Disaster Payments	\$5,063
<i>Misc. Disaster Payments</i>	\$5,063
Crop Disaster - Program	\$5,063

Note: The information on conservation spending for 2010 is incomplete due to missing data from USDA's Natural Resource Conservation Service. Payment data currently are not included for the Environmental Quality Incentives Program, but will be added once NRCS makes it available.

The information provided for the Wetland Reserve Program (WRP) provides an inaccurate picture of how WRP payments are distributed. USDA's Natural Resource Conservation Service uses title companies as intermediaries to finalize wetlands easements under the Wetlands Reserve Program. As a result, the data provided to us shows large sums of money going to these title companies. In reality, the payments are ultimately distributed to landowners participating in the WRP.

Unfortunately, NRCS has not provided the data to show where these farms and wetlands are located or which farmers or landowners are enrolling in the program, so EWG is unable to allocate these large sums of money to individuals beyond the title companies. Therefore, these companies skew the conservation rankings and payment concentration, which EWG cannot avoid unless and until NRCS makes available the additional farm attribution data. Therefore, we have not included WRP payments in the 2010 data update.

Finally, we have separated data on farm commodity, disaster and conservation payments in order to provide a more accurate picture of top recipients and concentration of payments among the three main categories of USDA programs.

USDA subsidy information for **Dry Land Farms Inc****Ownership shares for Dry Land Farms Inc**

Pick year for ownership information

USDA county office/Ownership:	Percentage Share*
Dry Land Farms Inc	
ownership information from 2009	
Hill County, Montana	
Mike G Kleinsasser	N/A*
Arnold G Kleinsasser	N/A*
Markus G Kleinsasser	N/A*
Mary G Kleinsasser	N/A*
Brian D Waldner	N/A*
Barbara D Waldner	N/A*
Peter D Waldner	N/A*
Mary G Kleinsasser	N/A*
George D Kleinsasser	N/A*
David J Waldner	N/A*
Theresa E Kleinsasser	N/A*
David D Kleinsasser	N/A*
Sarah D Kleinsasser	N/A*

* According to USDA percentage shares for ownership may not reflect share of subsidy payments. EWG review shows that share information on file with USDA may not always equal 100 percent. Most recent percentage share information is from 2008. Future release of this information was barred by law in the 2008 Farm Bill.

Note: The information on conservation spending for 2010 is incomplete due to missing data from USDA's Natural Resource Conservation Service. Payment data currently are not included for the Environmental Quality Incentives Program, but will be added once NRCS makes it available.

The information provided for the Wetland Reserve Program (WRP) provides an inaccurate picture of how WRP payments are distributed. USDA's Natural Resource Conservation Service uses title companies as intermediaries to finalize wetlands easements under the Wetlands Reserve Program. As a result, the data provided to us shows large sums of money going to these title companies. In reality, the payments are ultimately distributed to landowners participating in the WRP.

Unfortunately, NRCS has not provided the data to show where these farms and wetlands are located or which farmers or landowners are enrolling in the program, so EWG is unable to allocate these large sums of money to individuals beyond the title companies. Therefore, these companies skew the conservation rankings and payment concentration, which EWG cannot avoid unless and until NRCS makes available the additional farm attribution data. Therefore, we have not included WRP payments in the 2010 data update

451608353	DRAITZ EDUCATION AND RESEARCH		%
SPONSORS OF YOUTH INTERNATIONAL PO BOX 3940		BOZEMAN	
MT59772-394000000332	201203115000000000010100000020111200020		
120000000000000000000000000000 B90 SPONSORS OF YOUTH INTERNATIONAL			
810527533	DRESS FOR SUCCESS BILLINGS INC		%
AVITUS PAYROLL SERVICES INC 4520 RANGEVIEW DR		BILLINGS	
MT59106-472300000331	199911115000000000010100000020110743010		
07000000015097400000000069970 0000000069970 P80			
300185160	DRIFT GALLERY FOR CONTEMPORARY ART		%
PATSY SIAPERAS 12 S IDAHO ST		DILLON	
MT59725-251000000332	200405115000000000010100000020111200020		
120000000000000000000000000000 A20			
816071965	DRU ALLISON CEDERBERG CHARITABLE REMAINDER UNITRUST		%
DRU ALLISON CEDERBERG FOUNDATION 620 HIGHLAND PARK DR		BILLINGS	
MT59102-194700009001	00000000092800000051200000020101200000		
120000000059170000000000000000 CEDERBERG DRU ALLISON TTEE			
810477622	DRU ALLISON CEDERBERG FOUNDATION INC		%
DRU ALLISON CEDERBERG PRES 620 HIGHLAND PARK DR		BILLINGS	
MT59102-194700000331	199209104602000000010100000020111244001		
12000000002929050000000146540 C-O DRU ALLISON CEDERBERG			
810526512	DRU ALLISON CEDERBERG QUALIFIED ENDOWMENT FUND CHAR REM UNITRUST		
620 HIGHLAND PARK DR BILLINGS MT59102-194700009001			
00000000092800000001200000020101200000 120000000175659000000000000000			
CEDERBERG DRU ALLISON TTEE			
810487413	DRUG RESISTANCE TRUST UA 3106972		%
JCCS-CPAS	PO BOX 1164	HELENA	
MT59624-116400000331	199402116537000000020100000020110942020		
090000000012459400000000018996 00000000003056 F21ZCO SHERIFFS DEPARMENT			
203762840	DRUMLUMMON INSTITUTE		%
RICHARD F NEWBY 710 HARRISON AVE		HELENA	
MT59601-266200000331	200610115000000000010120091220111200020		
120000000000000000000000000000 A20			
206171271	DRUMMER CHARITABLE REMAINDER ANNUITY TR		%
MSU NORTHERN FOUNDATION PO BOX 1691		HAVRE	
MT59501-169100009001	00000000092800000001200000020111201000		
120000000001756200000000000000			
522285880	DRUMMOND COMMUNITY CHAMBER OF COMMERCE		%
RHONDA R LUOMA PO BOX 364		DRUMMOND	
MT59832-036400000633	200805200000000000010100000020091200020		
120000000000000000000000000000 S41			
810537640	DRUMMOND COMMUNITY HALL INC		
PO BOX 1 DRUMMOND MT59832-000100000331			
200106115000000000010100000020111200020	120000000000000000000000000000 00000000000000		
N20			
611426177	DRUMMOND SENIOR CITIZENS CENTER		%
LINDA SMITH	PO BOX 287	DRUMMOND	
MT59832-028700000331	200209115000000000010100000020090600020		
060000000000000000000000000000 B81			
810373765	DRY CREEK BIBLE CHURCH		
8465 DRY CREEK RD	BELGRADE	MT59714-812600000337	
1978081100010000000101000000	00060 12		
421576677	DRY LAND FARMS INC		%
ANDREW WALDNER	PO BOX 824	HAVRE	
MT59501-082400004031	2009122000000000000101000000 00000 12		
X99			
207162734	DUANE AND LOIS DOCKTER CHARITABLE REMAINDER UNITRUST		%
YELLOWSTONE FOUNDATION TTEE	2050 OVERLAND AVE	BILLINGS	

MELISSA DATA[Sign In](#) | [Cart](#) | [Newsletters](#) | [Search](#)

1-800-MELISSA

[Products](#)[Solutions](#)[Downloads & Trials](#)[Support](#)[Resources](#)[Lookups](#)[Contact Us](#)[Free Lookups](#)[Home](#) > [Lookups](#) > **Nonprofit Organization Lookup**[Help](#)**NCOA^{Link} Automation Move-Update Service - For every business, every size.**[Start Today](#)Enter a 5-digit ZIP Code,
organization name or 9-digit Tax ID[Submit](#)**Use this LookUp to:**

- Find information on over 1.4 million registered nonprofit organizations in the United States
- Get organization name, assets, income, and IRS subsection
- Select organization for contact name and address, type of foundation and organization
- Get deductibility status, classification, Form 990, and more

DRY LAND FARMS INCIn Care of Name **ANDREW WALDNER****PO BOX 824**Address **HAVRE, MT 59501-0824**[MapG](#) [MapY](#) [MapV](#)IRS Subsection **501(d) - A religious and apostolic association.**Type of Organization **Corporation**Deductibility **Contributions are NOT deductible**Tax I.D. Number **421576677**Exempt Since **12-2009**Form 990 Requirement **Not required to file 990**Classification **Religion Related, Spiritual Development N.E.C.**

Share with others information about this Nonprofit - like the web site, e-mail address, how to donate or any corrections to the data shown.

[Post a Message](#)[Messages](#)[How Can We Improve this Lookup?](#) | [Send to a Friend](#) | [Lookups Forum](#) | [Terms of Use](#)

Contact Information for Farms as USDA farm subsidy recipients

Subject: Dry Land Farms Inc, Havre, MT 59501

(note: name not confirmed as a Hutterite colony)

> Contact Information

1) IRS data

Address:

Dry Land Farms Inc

PO Box 824

Havre, MT 59501-0824

Address verification results from [www.melissadata.com]:

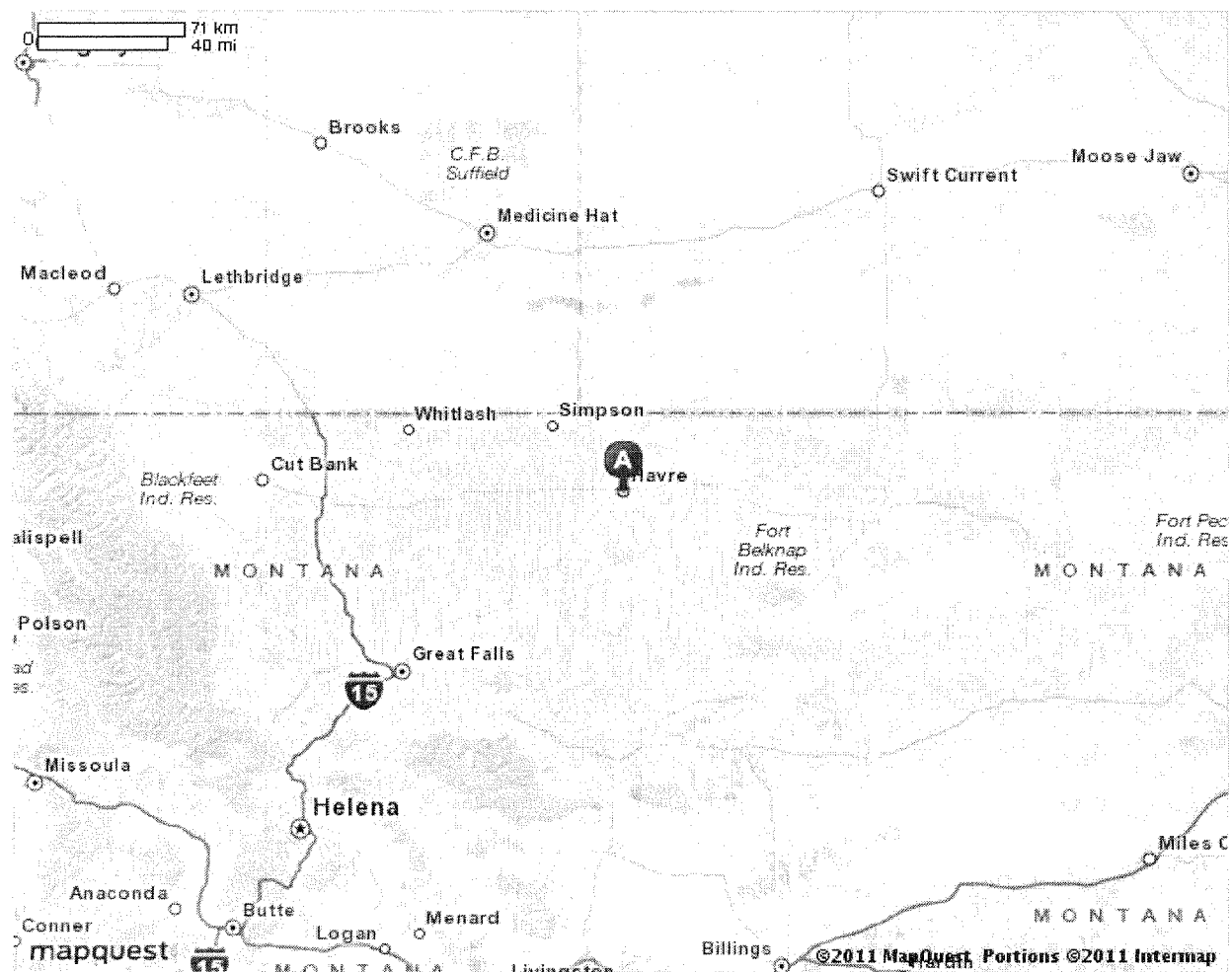
1) For (1) IRS data: address verified

x

MAPQUEST.

Map of Havre, MT

Notes

All rights reserved. Use subject to License/Copyright | [Map Legend](#)

Directions and maps are informational only. We make no warranties on the accuracy of their content, road conditions or route usability or expeditiousness. You assume all risk of use. MapQuest and its suppliers shall not be liable to you for any loss or delay resulting from your use of MapQuest. Your use of MapQuest means you agree to our [Terms of Use](#)

List of Evidence for Farms as USDA farm subsidy recipients
(note: farm may be a Hutterite colony)
Subject: Dusty Road Farm Inc, Carter, MT 59420
Location by State: Montana
Form and Version of Evidence: Original Evidence (Long Form)
Timeframe of Evidence as Webpages: 2009-2011
Topic: Original Evidence (Long Form) includes Findings and Conclusion

Section LF. List of Evidence (original evidence, long form)

- 1) EWG dataset (7/22/2011) for data 1995-2010 from [<http://farm.ewg.org/>]
 - a) 'Search Result' webpage
URL: [<http://farm.ewg.org/addrsearch.php?s=yup&stab=US&zip=&last=&first=&stab=AL&fulln...>]
 - b) 'Farm Location(s)' webpage
URL: [<http://farm.ewg.org/persondetail.php?custnumber=A11281819&summlevel=address>]
 - c) 'Summary' webpage(s)
URL: [<http://farm.ewg.org/persondetail.php?custnumber=A11281819>]
 - d) 'Programs' webpage(s)
URL: [<http://farm.ewg.org/persondetail.php?custnumber=A11281819&summlevel=detail>]
 - e) 'Ownership Interest(s)' webpage(s)
URL: [<http://farm.ewg.org/persondetail.php?custnumber=A11281819&summlevel=whois>]
URL: [<http://farm.ewg.org/persondetail.php?custnumber=B00096831>]
URL: [<http://farm.ewg.org/persondetail.php?custnumber=A11281819&summlevel=whois&dbtou...>]
Data:
 - 1) Hutterite surnames found with USDA ownership shares data (2006): Hofer, Wipf (note: for verification of Hutterite surnames refer to the webpage 'Surnames of Founding Families' at [<http://www.feehhs.org/links/hutterites/surnames.html>])
- 2) IRS Exempt Organization (EO) data webpage(s) from [www.irs.gov]
EO File URL: [<http://www.irs.gov/taxstats/charitablestats/article/0,,id=97186,00.html>]
EO File Date: (12/7/2009 is date EO file was downloaded from IRS website to CD)
- 3) Melissa Data webpage(s) (11/7/2009) and (7/22/2011) from [www.melissadata.com]
URL (11/7/2009): [<http://www.melissadata.com/lookups/np.asp?ein=810532141>]
URL (7/22/2011): [<http://www.melissadata.com/lookups/np.asp?ein=810532141>]
- 4) Manta data webpage(s) from [www.manta.com]
URL: (evidence not included)
- 5) Hutterite Directory webpage(s)
From [www.cedrontech.com], or link from [www.hutterites.org]
URL: (evidence not included)
- 6) Contact Information page(s)
- 7) MapQuest webpage(s) (7/22/2011) from [www.mapquest.com]

List of Evidence for Farms as USDA farm subsidy recipients

(note: farm may be a Hutterite colony)

Subject: Dusty Road Farm Inc, Carter, MT 59420

Location by State: Montana

Topic: Findings, for Section LF

(page 1)

Findings (for Section LF):

1:

Dusty Road Farm Inc cannot be confirmed as a Hutterite colony and member of the Hutterian Brethren Church due to a lack of evidence. Hutterite surnames are found at Dusty Road Farm Inc.

Data for Dusty Road Farm Inc for ID as a Hutterite colony:

1) Name: Dusty Road Farm Inc, Carter, MT 59420

2) Hutterite surnames found with USDA ownership shares data (2006): Hofer, Wipf
(note: for verification of Hutterite surnames refer to the webpage 'Surnames of Founding Families' at [<http://www.feefhs.org/links/hutterites/surnames.html>])

3) IRS EO/BMF data:

a) Name: Dusty Road Farm Inc, Carter, MT 59420-8228

b) IRC Section:

1) IRM Table: 501(d) Apostolic and religious organization

2) SOI Table: 501(d) Apostolic and Religious Org.

2(a):

IRS EO/BMF data found and the organization name and location are the same as the USDA business name and location.

USDA Business Name and Location:

[Dusty Road Farm Inc, Carter, MT 59420]

IRS Organization Name and Location:

[Dusty Road Farm Inc, Carter, MT 59420-8228]

The IRC section is '501(d) Apostolic and religious organization' and the ruling date is 06/2009. Dusty Road Farm Inc, Carter, MT 59420, is confirmed as a tax-exempt nonprofit religious organization during the timeframe 1995-2010 when the organization received USDA farm subsidies.

2(b):

'Summary' data shows that the farm subsidy payment data for the calculation of the USDA farm subsidy total for 1995-2010 applies to 2000-2010.

3:

Comparison of IRS EO/BMF data with Melissa Data data:

[Data Date: (IRS 12/7/2009), (Melissa Data 11/7/2009, 7/22/2011)]

[Data: EIN, Organization Name, Location by State, IRC Section, Ruling Date]

[810532141, Dusty Road Farm Inc, MT, 501(d), 06/2009 = IRS]

[810532141, Dusty Road Farm Inc, MT, 501(d), 06-2009 = Melissa Data (11/7/2009)]

[810532141, Dusty Road Farm Inc, MT, 501(d), 06-2009 = Melissa Data (7/22/2011)]

Comparison of data demonstrates all data is the same basic data.

List of Evidence for Farms as USDA farm subsidy recipients

(note: farm may be a Hutterite colony)

Subject: Dusty Road Farm Inc, Carter, MT 59420

Location by State: Montana

Topic: Findings, for Section LF

(page 2)

4:

IRS EO/BMF data indicates the organization is not required to file Form 990. Data from Melissa Data for the same organization indicates the organization is not required to file Form 990. The organization is classified as IRC section 501(d) and files Form 1065 so the data for Form 990 is correct.

5:

Dataset for timeframe 1995-2010:

Identity of USDA farm subsidy recipient:

[Dusty Road Farm Inc, Carter, MT 59420]

USDA farm subsidy total:

- 1) Subsidy Total 1995-2010: \$666,555.15 (note: exact calculation)
- 2) Subsidy Payments 1995-2010 Total: \$666,555 (note: rounded off calculation)
- 3) 'Summary' data shows that the farm subsidy payment data for the calculation of the USDA farm subsidy total for 1995-2010 applies to 2000-2010. So, a calculation for financial compensation will need to consider the ruling date 06/2009.
- 4) 'Summary' data for Total USDA Subsidies 2010: \$104,996

IRS EO/BMF data (12/7/2009):

1) Name:

[Dusty Road Farm Inc, 4177 Beaverslide Rd, Carter, MT 59420-8228]

2) Employer Identification Number (EIN): 810532141

3) IRC Section: 501(d) Apostolic and religious organization

4) Ruling Date: 06/2009

Melissa Data (11/7/2009, 7/22/2011):

1) Name:

[Dusty Road Farm Inc, 4177 Beaverslide Rd, Carter, MT 59420-8228]

2) Tax I.D. Number: 810532141

3) IRS Subsection: 501(d) - A religious and apostolic association.

4) Exempt Since: 06-2009

Operating As: Farm as a tax-exempt nonprofit religious organization

List of Evidence for Farms as USDA farm subsidy recipients

(note: farm may be a Hutterite colony)

Subject: Dusty Road Farm Inc, Carter, MT 59420

(note: name not confirmed as a Hutterite colony)

Location by State: Montana

Status: Confirmed as EO (Exempt Organization)

Topic: Conclusion, for Section LF

(page 1)

Conclusion (for Section LF):

1(a):

Dusty Road Farm Inc, Carter, MT 59420, is confirmed as a tax-exempt nonprofit religious organization during the timeframe 1995-2010 when the organization received USDA farm subsidies. The organization's IRC section is '501(d) Apostolic and religious organization' and the ruling date is 06/2009.

1(b):

'Summary' data shows that the farm subsidy payment data for the calculation of the USDA farm subsidy total for 1995-2010 applies to 2000-2010.

2:

Dataset for timeframe 1995-2010:

Identity of USDA farm subsidy recipient:

[Dusty Road Farm Inc, Carter, MT 59420]

USDA farm subsidy total:

1) Subsidy Total 1995-2010: \$666,555.15 (note: exact calculation)

2) Subsidy Payments 1995-2010 Total: \$666,555 (note: rounded off calculation)

3) 'Summary' data shows that the farm subsidy payment data for the calculation of the USDA farm subsidy total for 1995-2010 applies to 2000-2010. So, a calculation for financial compensation will need to consider the ruling date 06/2009.

4) 'Summary' data for Total USDA Subsidies 2010: \$104,996

IRS EO/BMF data (12/7/2009):

1) Name:

[Dusty Road Farm Inc, 4177 Beaverslide Rd, Carter, MT 59420-8228]

2) Employer Identification Number (EIN): 810532141

3) IRC Section: 501(d) Apostolic and religious organization

4) Ruling Date: 06/2009

Melissa Data (11/7/2009, 7/22/2011):

1) Name:

[Dusty Road Farm Inc, 4177 Beaverslide Rd, Carter, MT 59420-8228]

2) Tax I.D. Number: 810532141

3) IRS Subsection: 501(d) - A religious and apostolic association.

4) Exempt Since: 06-2009

Operating As: Farm as a tax-exempt nonprofit religious organization

List of Evidence for Farms as USDA farm subsidy recipients

(note: farm may be a Hutterite colony)

Subject: Dusty Road Farm Inc, Carter, MT 59420

(note: name not confirmed as a Hutterite colony)

Location by State: Montana

Status: Confirmed as EO (Exempt Organization)

Topic: Conclusion, for Section LF

(page 2)

3:

Identification data:

Name: Dusty Road Farm Inc, Carter, MT 59420

IRS EO/BMF data: Dusty Road Farm Inc, 4177 Beaverslide Rd, Carter, MT 59420-8228

4:

Recommendation:

> Step 1

Determine if organization is a Hutterite colony.

Name: Dusty Road Farm Inc, Carter, MT 59420

Hutterite surnames found with USDA ownership shares data (2006): Hofer, Wipf

IRS EO/BMF data:

[Name: Dusty Road Farm Inc, 4177 Beaverslide Rd, Carter, MT 59420-8228]

[IRC Section: 501(d) Apostolic and religious organization]



EWG Farm Subsidy Database

Corporate Subsidy Recipients 1 to 1 of 1 in Montana

Business Name: **DUSTY ROAD FARM**

Rank	Name	Location	Subsidy Total 1995-2010
1	<u>Dusty Road Farm Inc</u>	Carter, MT 59420	\$ 666,555.15

Note: The information on conservation spending for 2010 is incomplete due to missing data from USDA's Natural Resource Conservation Service. Payment data currently are not included for the Environmental Quality Incentives Program, but will be added once NRCS makes it available.

The information provided for the Wetland Reserve Program (WRP) provides an inaccurate picture of how WRP payments are distributed. USDA's Natural Resource Conservation Service uses title companies as intermediaries to finalize wetlands easements under the Wetlands Reserve Program. As a result, the data provided to us shows large sums of money going to these title companies. In reality, the payments are ultimately distributed to landowners participating in the WRP.

Unfortunately, NRCS has not provided the data to show where these farms and wetlands are located or which farmers or landowners are enrolling in the program, so EWG is unable to allocate these large sums of money to individuals beyond the title companies. Therefore, these companies skew the conservation rankings and payment concentration, which EWG cannot avoid unless and until NRCS makes available the additional farm attribution data. Therefore, we have not included WRP payments in the 2010 data update.

Finally, we have separated data on farm commodity, disaster and conservation payments in order to provide a more accurate picture of top recipients and concentration of payments among the three main categories of USDA programs.

USDA subsidy information for **Dusty Road Farm Inc****Addresses on file with USDA for Dusty Road Farm Inc**

USDA county office from which subsidies were paid:	Subsidy Payments 1995-2010	Most recent address on file in USDA county office
Chouteau County, Montana	\$666,555	Dusty Road Farm Inc Carter, MT 59420
Total	\$666,555	

Note: The information on conservation spending for 2010 is incomplete due to missing data from USDA's Natural Resource Conservation Service. Payment data currently are not included for the Environmental Quality Incentives Program, but will be added once NRCS makes it available.

The information provided for the Wetland Reserve Program (WRP) provides an inaccurate picture of how WRP payments are distributed. USDA's Natural Resource Conservation Service uses title companies as intermediaries to finalize wetlands easements under the Wetlands Reserve Program. As a result, the data provided to us shows large sums of money going to these title companies. In reality, the payments are ultimately distributed to landowners participating in the WRP.

Unfortunately, NRCS has not provided the data to show where these farms and wetlands are located or which farmers or landowners are enrolling in the program, so EWG is unable to allocate these large sums of money to individuals beyond the title companies. Therefore, these companies skew the conservation rankings and payment concentration, which EWG cannot avoid unless and until NRCS makes available the additional farm attribution data. Therefore, we have not included WRP payments in the 2010 data update.

Finally, we have separated data on farm commodity, disaster and conservation payments in order to provide a more accurate picture of top recipients and concentration of payments among the three main categories of USDA programs.

Dusty Road Farm Inc received payments totaling \$666,555 from 1995 through 2010

Year	Conservation Subsidies	Disaster Subsidies	Commodity Subsidies	Total USDA Subsidies 1995-2010
1995	\$0	\$0	\$0	\$0
1996	\$0	\$0	\$0	\$0
1997	\$0	\$0	\$0	\$0
1998	\$0	\$0	\$0	\$0
1999	\$0	\$0	\$0	\$0
2000	\$0	\$0	\$128,932	\$128,932
2001	\$0	\$8,107	\$83,949	\$92,056
2002	\$2,428	\$0	\$40,000	\$42,428
2003	\$0	\$10,939	\$42,906	\$53,845
2004	\$0	\$0	\$43,155	\$43,155
2005	\$0	\$0	\$42,030	\$42,030
2006	\$0	\$0	\$47,012	\$47,012
2007	\$0	\$0	\$40,000	\$40,000
2008	\$0	\$0	\$40,000	\$40,000
2009	\$0	\$0	\$32,101	\$32,101
2010	\$0	\$0	\$104,996	\$104,996
Total	\$2,428	\$19,046	\$645,081	\$666,555

Crop Summary for Dusty Road Farm Inc

Crop	Payments 1995-2010
Wheat Subsidies**	\$457,344
Barley Subsidies**	\$50,640

Note: The information on conservation spending for 2010 is incomplete due to missing data from USDA's Natural Resource Conservation Service. Payment data currently are not included for the Environmental Quality Incentives Program, but will be added once NRCS makes it available

The information provided for the Wetland Reserve Program (WRP) provides an inaccurate picture of how WRP payments are distributed. USDA's Natural Resource Conservation Service uses title companies as intermediaries to finalize wetlands easements under the Wetlands Reserve Program. As a result, the data provided to us shows large sums of money going to these title companies. In reality, the payments are ultimately distributed to landowners participating in the WRP

Unfortunately, NRCS has not provided the data to show where these farms and wetlands are located or which farmers or landowners are enrolling in the program, so EWG is unable to allocate these large sums of money to individuals beyond the title companies. Therefore, these companies skew the conservation rankings and payment concentration,



USDA subsidy information for **Dusty Road Farm Inc**

Payment Breakdown

Subsidy Program	Total Payments 1995-2010
Total USDA - Subsidies	\$666,555
<i>Subtotal, Farming Subsidies</i>	\$645,081
<i>Subtotal, Conservation Programs</i>	\$2,428
<i>Subtotal, Disaster Payments</i>	\$19,046

Commodity subsidy breakdown

Subsidy Program	Total Payments 1995-2010
Subtotal, Farming Subsidies	\$645,081
<i>Total Direct Payments</i>	\$240,000
Direct Payment - Barley	\$31,588
Direct Payment - Wheat	\$208,412
<i>Total Counter Cyclical Payments</i>	\$15,103
Counter Cyclical Payment - Barley	\$15,103
Counter Cyclical Payment - Wheat	\$0
<i>Average Crop Revenue Election Program (ACRE)</i>	\$137,097
ACRE - Direct Payments	\$64,101
ACRE - Revenue Support	\$72,996
<i>Production Flexibility Contracts</i>	\$120,000
Production Flexibility - Wheat	\$120,000
<i>Mkt. Loss Asst. - Commodity Crops</i>	\$80,000
Market Loss Assistance - Wheat	\$80,000
<i>Loan Deficiency Payments</i>	\$52,881
Loan Deficiency - Barley	\$3,949
Loan Deficiency - Wheat	\$48,932

Conservation subsidy breakdown

Subsidy Program	Total Payments 1995-2010
Subtotal, Conservation Programs	\$2,428
<i>Emergency Conservation</i>	\$2,428
Emergency Conservation - Drought	\$2,428

Disaster subsidy breakdown

Subsidy Program	Total Payments 1995-2010
Subtotal, Disaster Payments	\$19,046
<i>Misc. Disaster Payments</i>	\$19,046
Crop Disaster - Program	\$19,046

Note: The information on conservation spending for 2010 is incomplete due to missing data from USDA's Natural Resource Conservation Service. Payment data currently are not included for the Environmental Quality Incentives Program, but will be added once NRCS makes it available.

The information provided for the Wetland Reserve Program (WRP) provides an inaccurate picture of how WRP payments are distributed. USDA's Natural Resource Conservation Service uses title companies as intermediaries to finalize wetlands easements under the Wetlands Reserve Program. As a result, the data provided to us shows large sums of money going to these title companies. In reality, the payments are ultimately distributed to landowners participating in the WRP.

Unfortunately, NRCS has not provided the data to show where these farms and wetlands are located or which farmers or landowners are enrolling in the program, so EWG is unable to allocate these large sums of money to individuals beyond the title companies. Therefore, these companies skew the conservation rankings and payment concentration, which EWG cannot avoid unless and until NRCS makes available the additional farm attribution data. Therefore, we have not included WRP payments in the 2010 data update.

Finally, we have separated data on farm commodity, disaster and conservation payments in order to provide a more accurate picture of top recipients and concentration of payments among the three main categories of USDA programs.

USDA subsidy information for **Dusty Road Farm Inc****Ownership shares for Dusty Road Farm Inc**

Pick year for ownership information

USDA county office/Ownership:

Percentage
Share*

Dusty Road Farm Inc
ownership information from 2008
Chouteau County, Montana

Members Of Dusty Road Farm Inc**100.00%**

* According to USDA percentage shares for ownership may not reflect share of subsidy payments. EWG review shows that share information on file with USDA may not always equal 100 percent. Most recent percentage share information is from 2008. Future release of this information was barred by law in the 2008 Farm Bill.

Note: The information on conservation spending for 2010 is incomplete due to missing data from USDA's Natural Resource Conservation Service. Payment data currently are not included for the Environmental Quality Incentives Program, but will be added once NRCS makes it available.

The information provided for the Wetland Reserve Program (WRP) provides an inaccurate picture of how WRP payments are distributed. USDA's Natural Resource Conservation Service uses title companies as intermediaries to finalize wetlands easements under the Wetlands Reserve Program. As a result, the data provided to us shows large sums of money going to these title companies. In reality, the payments are ultimately distributed to landowners participating in the WRP.

Unfortunately, NRCS has not provided the data to show where these farms and wetlands are located or which farmers or landowners are enrolling in the program, so EWG is unable to allocate these large sums of money to individuals beyond the title companies. Therefore, these companies skew the conservation rankings and payment concentration, which EWG cannot avoid unless and until NRCS makes available the additional farm attribution data. Therefore, we have not included WRP payments in the 2010 data update.

Finally, we have separated data on farm commodity, disaster and conservation payments in order to provide a more accurate picture of top recipients and concentration of payments among the three main categories of USDA programs.



USDA subsidy information for **Members Of Dusty Road Farm Inc**

Recipient's ownership share(s)

Recipient:	County	Percentage Share*
	Chouteau County, Montana	100.0 %
<u>Dusty Road Farm Inc</u>	Chouteau County, Montana	100.0 %
	Chouteau County, Montana	100.0 %

* Most recent percentage share information is from 2008. According to USDA percentage shares for ownership may not reflect share of subsidy payments. EWG review shows that share information on file with USDA may not equal 100 percent.

Note: The information on conservation spending for 2010 is incomplete due to missing data from USDA's Natural Resource Conservation Service. Payment data currently are not included for the Environmental Quality Incentives Program, but will be added once NRCS makes it available.

The information provided for the Wetland Reserve Program (WRP) provides an inaccurate picture of how WRP payments are distributed. USDA's Natural Resource Conservation Service uses title companies as intermediaries to finalize wetlands easements under the Wetlands Reserve Program. As a result, the data provided to us shows large sums of money going to these title companies. In reality, the payments are ultimately distributed to landowners participating in the WRP.

Unfortunately, NRCS has not provided the data to show where these farms and wetlands are located or which farmers or landowners are enrolling in the program, so EWG is unable to allocate these large sums of money to individuals beyond the title companies. Therefore, these companies skew the conservation rankings and payment concentration, which EWG cannot avoid unless and until NRCS makes available the additional farm attribution data. Therefore, we have not included WRP payments in the 2010 data update.

Finally, we have separated data on farm commodity, disaster and conservation payments in order to provide a more accurate picture of top recipients and concentration of payments among the three main categories of USDA programs.

USDA subsidy information for **Dusty Road Farm Inc****Ownership shares for Dusty Road Farm Inc**

Pick year for ownership information

USDA county office/Ownership:	Percentage Share*
Dusty Road Farm Inc	
ownership information from 2006	
Chouteau County, Montana	
Susanna J Hofer	5.88%
Rebecca J Hofer	5.89%
Peter D Hofer	5.88%
John D Hofer	5.88%
Thomas D Hofer	5.88%
Phillip J Wipf	5.88%
Joseph J Wipf	5.88%
Mary J Wipf	5.88%
Jacob J Hofer	5.89%
Sarah J Hofer	5.89%
Helen D Hofer	5.88%
David P Hofer	5.88%
Elizabeth D Hofer	5.88%
Jacob D Wipf	5.88%
Joseph P Hofer	5.89%
Jacob D Hofer	5.88%
Jacob J Hofer	5.88%

* According to USDA percentage shares for ownership may not reflect share of subsidy payments. EWG review shows that share information on file with USDA may not always equal 100 percent. Most recent percentage share information is from 2008. Future release of this information was barred by law in the 2008 Farm Bill.

Note: The information on conservation spending for 2010 is incomplete due to missing data from USDA's Natural Resource Conservation Service. Payment data currently are not included for the Environmental Quality Incentives Program, but will be added once NRCS makes it available.

The information provided for the Wetland Reserve Program (WRP) provides an inaccurate picture of how WRP payments are distributed. USDA's Natural Resource Conservation Service uses title companies as intermediaries to finalize wetlands easements under the Wetlands Reserve Program. As a result, the data provided to us shows large sums of money going to these title companies. In reality, the payments are ultimately distributed to landowners participating in the WRP.

810456902DRUMMOND TRAP CLUB
PO BOX 185 HALL MT59837-018500000731
199208200288000000101000000 00020 12
C-O DAVID A BUCK
810373765DRY CREEK BIBLE CHURCH
PO BOX 1438 BELGRADE MT59714-143800000337
197808110001000000101000000 00060 12
363847746DSEF-DAVID SUSARRET EDUCATIONAL FOUNDATION
222 10TH AVE W APT 1 KALISPELL MT59901-438000000331
199210116199000000101199606 00000 06
810525721DUBAY PERFORMING ARTS AND CULTURAL CENTER OF POLSON INC
% ANITA SWOPE PO BOX 1032 POLSON
MT59860-103200000331 19990910400000000010100000020061221001
120000000001095700000000000001 A20
260089241DUCKS UNLIMITED INC
% ROBERT HATHAWAY 4801 BUCK BRIDGE RD CARTER
MT59420-824693520392 195606115161180350101000000 00020 02
C32ZFORT BENTON CHAPTER O
810281057DUNCAN RANCH COLONY INC
% JOSEPH P KLEINSASSER GEN PTR PO BOX 248
HARLOWTON MT59036-024800004031 200905200000000000101000000
00000 12 X99 DUNCAN RANCH COLONY
810388220DUPUYER BAPTIST CHURCH
PO BOX 186 DUPUYER MT59432-018600000337
197709110001007000101000000 00060 12
810415270DUPUYER COMMUNITY CLUB
% ROSLYN SHEPHARD PO BOX 135 DUPUYER
MT59432-013500000331 200001115000000000101000000 00020 12
P28
810532141DUSTY ROAD FARM INC
4177 BEAVERSLIDE RD CARTER MT59420-822800004031
200906200000000000101000000 00000 12
X99
200363557DUTTON EMERGENCY MEDICAL SERVICES AND TRAINING CENTER
% SUE DUNNING PO BOX 12 DUTTON
MT59433-001200000332 20040511500000000010100000020090633010
060000000009464600000000032972 00000000032972 M23
262601009DWAN EDWARDS ELITE FOOTBALL CAMP
PO BOX 967 COLUMBUS MT59019-096700000331
20090511500000000010100000020081200020 120000000000000000000000000000
0000000000000 N65
261328779E 36 RANCH
PO BOX 635 CROW AGENCY MT59022-063500000331
200908115000000000101000000 00010 09
F20
810392053E A HINDERMAN SCHOLARSHIP MEMORIAL INC
% HELEN V TATE PO BOX 236
WHITEFISH MT59937-023600000331
19900510404000000010100000020081254001 12000000067354300000000198503
237348243E H MCCLEERY BUFFALO WOLF FOUNDATION
PO BOX 226 BRIDGER MT59014-022600000331
19740211599400000010100000020081266010 1200000019672060000001686453
0000001545722
810520385EAA CHAPTER 517
% SHERRY ROSSITER PO BOX 16446
MISSOULA MT59808-644600000331

[Sign In](#) | [Cart](#) | [Newsletters](#)

1-800-MELISSA

[Products](#)[Solutions](#)[Downloads & Trials](#)[Support](#)[Resources](#)

|



Zero *in on your customer's location.*

Latitude & Longitude data paves way for more precise marketing

Click here>>

Nonprofit Organization Lookup

Enter a 5-digit ZIP Code, organization name or 9-digit Tax ID

DUSTY ROAD FARM INC	
Address	4177 BEAVERSLIDE RD CARTER, MT 59420-8228 MapG MapY MapV
IRS Subsection	501(d) - A religious and apostolic association.
Type of Organization	Corporation
Deductibility	Contributions are NOT deductible
Tax I.D. Number	810532141
Exempt Since	06-2009
Form 990 Requirement	Not required to file 990
Classification	Religion Related, Spiritual Development N.E.C.
Share with others information about this Nonprofit - like the web site, e-mail address, how to donate or any corrections to the data shown.	
<input type="button" value="Post a Message"/>	

Messages

[How Can We Improve this Lookup?](#) | [Email to a Friend](#) | [Lookups Forum](#) | [Terms of Use](#)



1-800-MELISSA

Sign In | Cart | Newsletters | Search

Products Solutions Downloads & Trials Support Resources Lookups Contact Us

Zero

in on your customer's location.

Latitude & Longitude data paves way for more precise marketing

Click here>>

Nonprofit Organization Lookup

[Help](#) [Index](#)

Enter a 5-digit ZIP Code, organization name or 9-digit Tax ID

DUSTY ROAD FARM INC	
Address	4177 BEAVERSLIDE RD CARTER, MT 59420-8228 MapG MapY MapV
IRS Subsection	501(d) - A religious and apostolic association.
Type of Organization	Corporation
Deductibility	Contributions are NOT deductible
Tax I.D. Number	810532141
Exempt Since	06-2009
Form 990 Requirement	Not required to file 990
Classification	Religion Related, Spiritual Development N.E.C.
Share with others information about this Nonprofit - like the web site, e-mail address, how to donate or any corrections to the data shown.	
<input type="button" value="Post a Message"/>	

Messages

[How Can We Improve this Lookup?](#) | [Email to a Friend](#) | [Lookups Forum](#) | [Terms of Use](#)

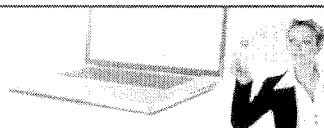
[Sign In](#) | [Cart](#) | [Newsletters](#) | [Search](#)

1-800-MELISSA

[Products](#)[Solutions](#)[Downloads & Trials](#)[Support](#)[Resources](#)[Lookups](#)[Contact Us](#)[Free Lookups](#)[Home](#) > [Lookups](#) > Nonprofit Organization Lookup[Help](#)

Geocoding Solutions

Append Latitude & Longitude Coordinates
to U.S. & Canadian Addresses

[Request Information](#)

Enter a 5-digit ZIP Code,
organization name or 9-digit Tax ID

Use this LookUp to:

- Find information on over 1.4 million registered nonprofit organizations in the United States
- Get organization name, assets, income, and IRS subsection
- Select organization for contact name and address, type of foundation and organization
- Get deductibility status, classification, Form 990, and more

DUSTY ROAD FARM INC

4177 BEAVERSLIDE RDAddress **CARTER, MT 59420-8228**[MapG](#) [MapY](#) [MapV](#)IRS Subsection **501(d) - A religious and apostolic association.**Type of Organization **Corporation**Deductibility **Contributions are NOT deductible**Tax I.D. Number **810532141**Exempt Since **06-2009**Form 990 Requirement **Not required to file 990**Classification **Religion Related, Spiritual Development N.E.C.**

Share with others information about this Nonprofit - like the web site, e-mail address, how to donate or any corrections to the data shown.

Messages

[How Can We Improve this Lookup?](#) | [Send to a Friend](#) | [Lookups Forum](#) | [Terms of Use](#)

Contact Information for Farms as USDA farm subsidy recipients

Subject: Dusty Road Farm Inc, Carter, MT 59420

(note: name not confirmed as a Hutterite colony)

> Contact Information

1) IRS data

Address:

Dusty Road Farm Inc

4177 Beaverslide Rd

Carter, MT 59420-8228

2) MapQuest data

Name: Dusty Road Farms Inc, Carter, MT

Phone: [406-734-5280]

Address verification results from [www.melissadata.com]:

1) For (1) IRS data: address verified

x

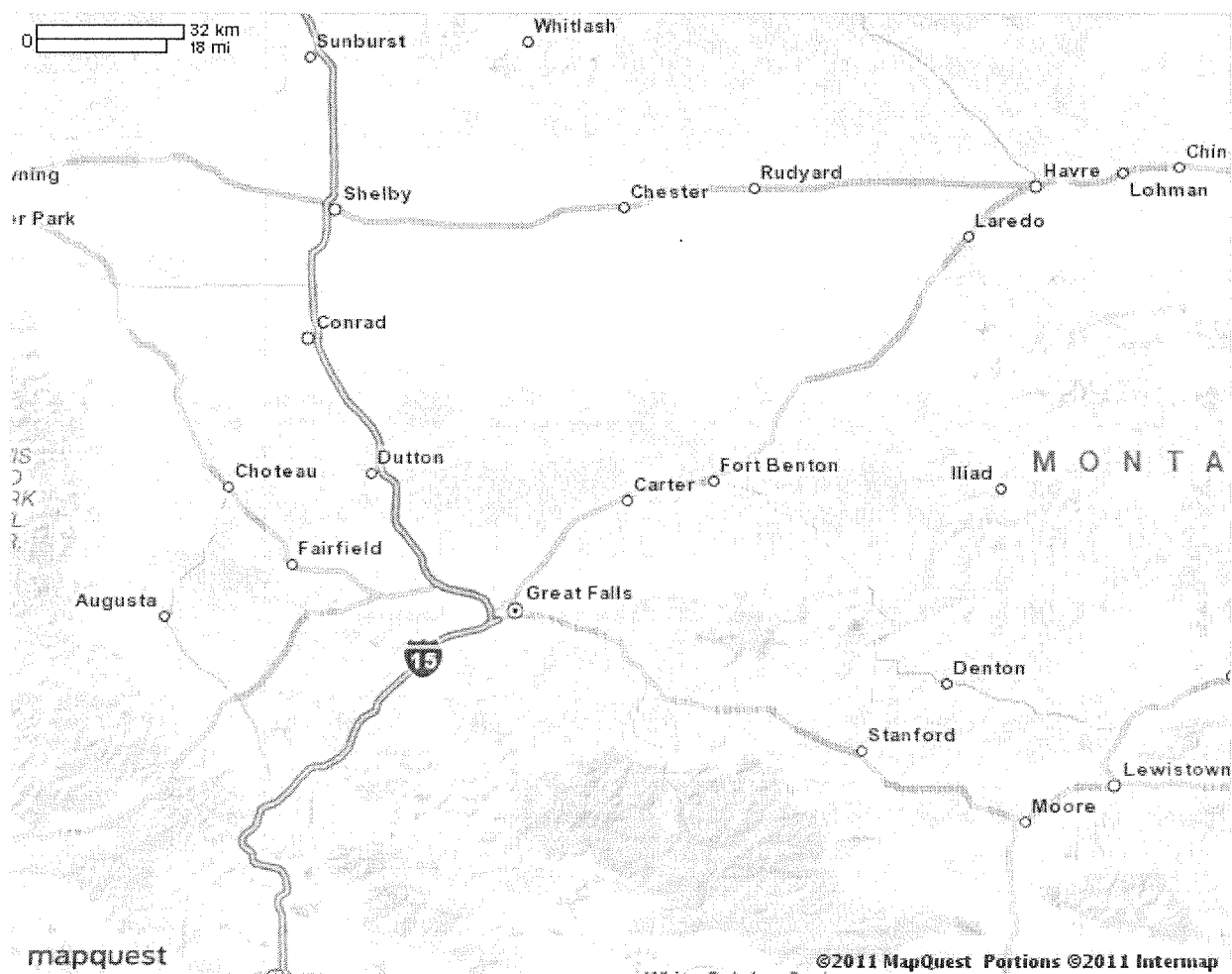
MAPQUEST

Notes

Search Results 1-1 for "dusty road farms" near Carter, MT 59420

**Dusty Road Farms Inc**

Carter, MT
(406) 734-5280



All rights reserved. Use subject to License/Copyright | [Map Legend](#)

Directions and maps are informational only. We make no warranties on the accuracy of their content, road conditions or route usability or expeditiousness. You assume all risk of use. MapQuest and its suppliers shall not be liable to you for any loss or delay resulting from your use of MapQuest. Your use of MapQuest means you agree to our [Terms of Use](#)

List of Evidence for Farms as USDA farm subsidy recipients
(note: farm may be a Hutterite colony)
Subject: East Butte Farms Inc, Galata, MT 59444
Location by State: Montana
Form and Version of Evidence: Original Evidence (Long Form)
Timeframe of Evidence as Webpages: 2009-2011
Topic: Original Evidence (Long Form) includes Findings and Conclusion

Section LF. List of Evidence (original evidence, long form)

- 1) EWG dataset (7/22/2011) for data 1995-2010 from [<http://farm.ewg.org/>]
 - a) 'Search Result' webpage
URL: [<http://farm.ewg.org/addrsearch.php?s=yup&stab=US&zip=&last=&first=&stab=AL&fulln...>]
 - b) 'Farm Location(s)' webpage
URL: [<http://farm.ewg.org/persondetail.php?custnumber=A11281957&summlevel=address>]
 - c) 'Summary' webpage(s)
URL: [<http://farm.ewg.org/persondetail.php?custnumber=A11281957>]
 - d) 'Programs' webpage(s)
URL: [<http://farm.ewg.org/persondetail.php?custnumber=A11281957&summlevel=detail>]
 - e) 'Ownership Interest(s)' webpage(s)
URL: [<http://farm.ewg.org/persondetail.php?custnumber=A11281957&summlevel=whois>]
Data:
 - 1) Hutterite surnames found with USDA ownership shares data (2010): Hofer, Wurz (note: for verification of Hutterite surnames refer to the webpage 'Surnames of Founding Families' at [<http://www.feefhs.org/links/hutterites/surnames.html>])
- 2) IRS Exempt Organization (EO) data webpage(s) from [www.irs.gov]
EO File URL: [<http://www.irs.gov/taxstats/charitablestats/article/0,,id=97186,00.html>]
EO File Date: (12/7/2009 is date EO file was downloaded from IRS website to CD)
- 3) Melissa Data webpage(s) (11/7/2009) and (7/22/2011) from [www.melissadata.com]
URL (11/7/2009): [<http://www.melissadata.com/lookups/np.asp?ein=810531638>]
URL (7/22/2011): [<http://www.melissadata.com/lookups/np.asp?ein=810531638>]
- 4) Manta data webpage(s) from [www.manta.com]
URL: (evidence not included)
- 5) Hutterite Directory webpage(s)
From [www.cedrontech.com], or link from [www.hutterites.org]
URL: (evidence not included)
- 6) Contact Information page(s)
- 7) MapQuest webpage(s) (7/22/2011) from [www.mapquest.com]

List of Evidence for Farms as USDA farm subsidy recipients

(note: farm may be a Hutterite colony)

Subject: East Butte Farms Inc, Galata, MT 59444

Location by State: Montana

Topic: Findings, for Section LF

(page 1)

Findings (for Section LF):

1:

'Farm Location(s)' (addresses on file) subsidy payments data shows a data conflict. The data conflict can be explained by EWG updating their USDA farm subsidy data. The data conflict will not invalidate the figure [Subsidy Total 1995-2010: \$1,073,529.66] because 'Programs' (Payment Breakdown) data will validate the figure. The data is:

Total USDA - Subsidies = \$1,073,530

Subtotal, Farming Subsidies = \$623,947

Subtotal, Conservation Programs = \$201,651

Subtotal, Disaster Payments = \$247,932

(note: EWG will express a exact figure as a rounded off figure for their calculations)

2:

East Butte Farms Inc cannot be confirmed as a Hutterite colony and member of the Hutterian Brethren Church due to a lack of evidence. Hutterite surnames are found at East Butte Farms Inc.

Data for East Butte Farms Inc for ID as a Hutterite colony:

1) Name: East Butte Farms Inc, Galata, MT 59444

2) Hutterite surnames found with USDA ownership shares data (2010): Hofer, Wurz

(note: for verification of Hutterite surnames refer to the webpage 'Surnames of Founding Families' at [<http://www.feefhs.org/links/hutterites/surnames.html>])

3) IRS EO/BMF data:

a) Name: East Butte Farms Inc, Galata, MT 59444-0017

b) IRC Section:

1) IRM Table: 501(d) Apostolic and religious organization

2) SOI Table: 501(d) Apostolic and Religious Org.

List of Evidence for Farms as USDA farm subsidy recipients

(note: farm may be a Hutterite colony)

Subject: East Butte Farms Inc, Galata, MT 59444

Location by State: Montana

Topic: Findings, for Section LF

(page 2)

3(a):

IRS EO/BMF data found and the organization name and location are the same as the USDA business name and location.

USDA Business Name and Location:

[East Butte Farms Inc, Galata, MT 59444]

IRS Organization Name and Location:

[East Butte Farms Inc, Galata, MT 59444-0017]

The IRC section is '501(d) Apostolic and religious organization' and the ruling date is 06/2009.

East Butte Farms Inc, Galata, MT 59444, is confirmed as a tax-exempt nonprofit religious organization during the timeframe 1995-2010 when the organization received USDA farm subsidies.

3(b):

'Summary' data shows that the farm subsidy payment data for the calculation of the USDA farm subsidy total for 1995-2010 applies to 2000-2010.

4:

Comparison of IRS EO/BMF data with Melissa Data data:

[Data Date: (IRS 12/7/2009), (Melissa Data 11/7/2009, 7/22/2011)]

[Data: EIN, Organization Name, Location by State, IRC Section, Ruling Date]

[810531638, East Butte Farms Inc, MT, 501(d), 06/2009 = IRS]

[810531638, East Butte Farms Inc, MT, 501(d), 06-2009 = Melissa Data (11/7/2009)]

[810531638, East Butte Farms Inc, MT, 501(d), 06-2009 = Melissa Data (7/22/2011)]

Comparison of data demonstrates all data is the same basic data.

5:

IRS EO/BMF data indicates the organization is not required to file Form 990. Data from Melissa Data for the same organization indicates the organization is not required to file Form 990. The organization is classified as IRC section 501(d) and files Form 1065 so the data for Form 990 is correct.

List of Evidence for Farms as USDA farm subsidy recipients

(note: farm may be a Hutterite colony)

Subject: East Butte Farms Inc, Galata, MT 59444

Location by State: Montana

Topic: Findings, for Section LF

(page 3)

6:

Dataset for timeframe 1995-2010:

Identity of USDA farm subsidy recipient:

[East Butte Farms Inc, Galata, MT 59444]

USDA farm subsidy total:

1) Subsidy Total 1995-2010: \$1,073,529.66 (note: exact calculation)

2) Subsidy Payments 1995-2010 Total: \$1,073,530 (note: rounded off calculation)

(note: 'Subsidy Payments' data shows a data conflict but 'Programs' (Payment Breakdown) data will validate the 'Subsidy Total' figure)

3) 'Summary' data shows that the farm subsidy payment data for the calculation of the USDA farm subsidy total for 1995-2010 applies to 2000-2010. So, a calculation for financial compensation will need to consider the ruling date 06/2009.

4) 'Summary' data for Total USDA Subsidies 2010: \$98,054

IRS EO/BMF data (12/7/2009):

1) Name:

[East Butte Farms Inc, PO Box 17, Galata, MT 59444-0017]

2) Employer Identification Number (EIN): 810531638

3) IRC Section: 501(d) Apostolic and religious organization

4) Ruling Date: 06/2009

Melissa Data (11/7/2009, 7/22/2011):

1) Name:

[East Butte Farms Inc, PO Box 17, Galata, MT 59444-0017]

2) Tax I.D. Number: 810531638

3) IRS Subsection: 501(d) - A religious and apostolic association.

4) Exempt Since: 06-2009

Operating As: Farm as a tax-exempt nonprofit religious organization

List of Evidence for Farms as USDA farm subsidy recipients

(note: farm may be a Hutterite colony)

Subject: East Butte Farms Inc, Galata, MT 59444

(note: name not confirmed as a Hutterite colony)

Location by State: Montana

Status: Confirmed as EO (Exempt Organization)

Topic: Conclusion, for Section LF

(page 1)

Conclusion (for Section LF):

1(a):

East Butte Farms Inc, Galata, MT 59444, is confirmed as a tax-exempt nonprofit religious organization during the timeframe 1995-2010 when the organization received USDA farm subsidies. The organization's IRC section is '501(d) Apostolic and religious organization' and the ruling date is 06/2009.

1(b):

'Summary' data shows that the farm subsidy payment data for the calculation of the USDA farm subsidy total for 1995-2010 applies to 2000-2010.

2:

Dataset for timeframe 1995-2010:

Identity of USDA farm subsidy recipient:

[East Butte Farms Inc, Galata, MT 59444]

USDA farm subsidy total:

1) Subsidy Total 1995-2010: \$1,073,529.66 (note: exact calculation)

2) Subsidy Payments 1995-2010 Total: \$1,073,530 (note: rounded off calculation)

(note: 'Subsidy Payments' data shows a data conflict but 'Programs' (Payment Breakdown) data will validate the 'Subsidy Total' figure)

3) 'Summary' data shows that the farm subsidy payment data for the calculation of the USDA farm subsidy total for 1995-2010 applies to 2000-2010. So, a calculation for financial compensation will need to consider the ruling date 06/2009.

4) 'Summary' data for Total USDA Subsidies 2010: \$98,054

IRS EO/BMF data (12/7/2009):

1) Name:

[East Butte Farms Inc, PO Box 17, Galata, MT 59444-0017]

2) Employer Identification Number (EIN): 810531638

3) IRC Section: 501(d) Apostolic and religious organization

4) Ruling Date: 06/2009

Melissa Data (11/7/2009, 7/22/2011):

1) Name:

[East Butte Farms Inc, PO Box 17, Galata, MT 59444-0017]

2) Tax I.D. Number: 810531638

3) IRS Subsection: 501(d) - A religious and apostolic association.

4) Exempt Since: 06-2009

Operating As: Farm as a tax-exempt nonprofit religious organization

List of Evidence for Farms as USDA farm subsidy recipients

(note: farm may be a Hutterite colony)

Subject: East Butte Farms Inc, Galata, MT 59444

(note: name not confirmed as a Hutterite colony)

Location by State: Montana

Status: Confirmed as EO (Exempt Organization)

Topic: Conclusion, for Section LF

(page 2)

3:

Identification data:

Name: East Butte Farms Inc, Galata, MT 59444

IRS EO/BMF data: East Butte Farms Inc, PO Box 17, Galata, MT 59444-0017

4:

Recommendation:

> Step 1

Determine if organization is a Hutterite colony.

Name: East Butte Farms Inc, Galata, MT 59444

Hutterite surnames found with USDA ownership shares data (2010): Hofer, Wurz

IRS EO/BMF data:

[Name: East Butte Farms Inc, PO Box 17, Galata, MT 59444-0017]

[IRC Section: 501(d) Apostolic and religious organization]



EWG Farm Subsidy Database

Corporate Subsidy Recipients 1 to 1 of 1 in Montana

Business Name: **EAST BUTTE FARMS**

Rank	Name	Location	Subsidy Total 1995-2010
1	<u>East Butte Farms Inc</u>	Galata, MT 59444	\$ 1,073,529.66

Note: The information on conservation spending for 2010 is incomplete due to missing data from USDA's Natural Resource Conservation Service. Payment data currently are not included for the Environmental Quality Incentives Program, but will be added once NRCS makes it available.

The information provided for the Wetland Reserve Program (WRP) provides an inaccurate picture of how WRP payments are distributed. USDA's Natural Resource Conservation Service uses title companies as intermediaries to finalize wetlands easements under the Wetlands Reserve Program. As a result, the data provided to us shows large sums of money going to these title companies. In reality, the payments are ultimately distributed to landowners participating in the WRP.

Unfortunately, NRCS has not provided the data to show where these farms and wetlands are located or which farmers or landowners are enrolling in the program, so EWG is unable to allocate these large sums of money to individuals beyond the title companies. Therefore, these companies skew the conservation rankings and payment concentration, which EWG cannot avoid unless and until NRCS makes available the additional farm attribution data. Therefore, we have not included WRP payments in the 2010 data update.

Finally, we have separated data on farm commodity, disaster and conservation payments in order to provide a more accurate picture of top recipients and concentration of payments among the three main categories of USDA programs.

USDA subsidy information for **East Butte Farms Inc****Addresses on file with USDA for East Butte Farms Inc**

USDA county office from which subsidies were paid:	Subsidy Payments 1995-2010	Most recent address on file in USDA county office
Liberty County, Montana	\$893,522	East Butte Farms Inc Galata, MT 59444
Total	\$1,073,530	

Note: The information on conservation spending for 2010 is incomplete due to missing data from USDA's Natural Resource Conservation Service. Payment data currently are not included for the Environmental Quality Incentives Program, but will be added once NRCS makes it available.

The information provided for the Wetland Reserve Program (WRP) provides an inaccurate picture of how WRP payments are distributed. USDA's Natural Resource Conservation Service uses title companies as intermediaries to finalize wetlands easements under the Wetlands Reserve Program. As a result, the data provided to us shows large sums of money going to these title companies. In reality, the payments are ultimately distributed to landowners participating in the WRP.

Unfortunately, NRCS has not provided the data to show where these farms and wetlands are located or which farmers or landowners are enrolling in the program, so EWG is unable to allocate these large sums of money to individuals beyond the title companies. Therefore, these companies skew the conservation rankings and payment concentration, which EWG cannot avoid unless and until NRCS makes available the additional farm attribution data. Therefore, we have not included WRP payments in the 2010 data update.

Finally, we have separated data on farm commodity, disaster and conservation payments in order to provide a more accurate picture of top recipients and concentration of payments among the three main categories of USDA programs.



East Butte Farms Inc received payments totaling \$1,073,530 from 1995 through 2010

Year	Conservation Subsidies	Disaster Subsidies	Commodity Subsidies	Total USDA Subsidies 1995-2010
1995	\$0	\$0	\$0	\$0
1996	\$0	\$0	\$0	\$0
1997	\$0	\$0	\$0	\$0
1998	\$0	\$0	\$0	\$0
1999	\$0	\$0	\$0	\$0
2000	\$0	\$0	\$93,175	\$93,175
2001	\$0	\$80,000	\$80,021	\$160,021
2002	\$0	\$0	\$37,864	\$37,864
2003	\$0	\$80,000	\$43,884	\$123,884
2004	\$0	\$0	\$49,398	\$49,398
2005	\$62,928	\$68,665	\$65,286	\$196,879
2006	\$31,464	\$0	\$52,099	\$83,563
2007	\$42,306	\$0	\$37,421	\$79,727
2008	\$43,310	\$19,267	\$37,421	\$99,998
2009	\$21,643	\$0	\$29,324	\$50,967
2010	\$0	\$0	\$98,054	\$98,054
Total	\$201,651	\$247,932	\$623,947	\$1,073,530

Crop Summary for East Butte Farms Inc

Crop	Payments 1995-2010
Wheat Subsidies**	\$307,645
Barley Subsidies**	\$188,578
Oat Subsidies**	\$346

Note: The information on conservation spending for 2010 is incomplete due to missing data from USDA's Natural Resource Conservation Service. Payment data currently are not included for the Environmental Quality Incentives Program, but will be added once NRCS makes it available.

The information provided for the Wetland Reserve Program (WRP) provides an inaccurate picture of how WRP payments are distributed. USDA's Natural Resource Conservation Service uses title companies as intermediaries to finalize wetlands easements under the Wetlands Reserve Program. As a result, the data provided to us shows large sums of money going to these title companies. In reality, the payments are ultimately distributed to landowners participating in the WRP.

Unfortunately, NRCS has not provided the data to show where these farms and wetlands are located or which farmers or landowners are enrolling in the program, so EWG is unable to allocate these large sums of money to individuals beyond the title companies. Therefore, these companies skew the conservation rankings and payment concentration,



USDA subsidy information for **East Butte Farms Inc**

Payment Breakdown

Subsidy Program	Total Payments 1995-2010
Total USDA - Subsidies	\$1,073,530
<i>Subtotal, Farming Subsidies</i>	\$623,947
<i>Subtotal, Conservation Programs</i>	\$201,651
<i>Subtotal, Disaster Payments</i>	\$247,932

Commodity subsidy breakdown

Subsidy Program	Total Payments 1995-2010
Subtotal, Farming Subsidies	\$623,947
<i>Total Direct Payments</i>	\$229,326
Direct Payment - Barley	\$77,794
Direct Payment - Wheat	\$151,532
<i>Total Counter Cyclical Payments</i>	\$15,553
Counter Cyclical Payment - Barley	\$15,553
Counter Cyclical Payment - Wheat	\$0
<i>Average Crop Revenue Election Program (ACRE)</i>	\$127,378
ACRE - Direct Payments	\$58,652
ACRE - Revenue Support	\$68,726
<i>Production Flexibility Contracts</i>	\$116,606
Production Flexibility - Barley	\$35,070
Production Flexibility - Oats	\$164
Production Flexibility - Wheat	\$81,372
<i>Mkt. Loss Asst. - Commodity Crops</i>	\$80,000
Market Loss Assistance - Barley	\$18,020
Market Loss Assistance - Oats	\$182
Market Loss Assistance - Wheat	\$61,798
<i>Loan Deficiency Payments</i>	\$55,084
Loan Deficiency - Barley	\$42,141
Loan Deficiency - Wheat	\$12,943

Conservation subsidy breakdown

Subsidy Program	Total Payments 1995-2010
-----------------	--------------------------

Subtotal, Conservation Programs	\$201,651
<i>Env. Quality Incentive Program</i>	\$13,090
EQIP - Regular	\$13,090
<i>Total Conservation Security Program</i>	\$178,963
Conservation Security Program	\$178,963
<i>Wildlife Habitat Incentives Program (WHIP)</i>	\$9,598
WHIP - Contract Agreements	\$9,598

Disaster subsidy breakdown


Subsidy Program	Total Payments 1995-2010
Subtotal, Disaster Payments	\$247,932
<i>Misc. Disaster Payments</i>	\$247,932
Crop Disaster - Program	\$247,932

Note: The information on conservation spending for 2010 is incomplete due to missing data from USDA's Natural Resource Conservation Service. Payment data currently are not included for the Environmental Quality Incentives Program, but will be added once NRCS makes it available.

The information provided for the Wetland Reserve Program (WRP) provides an inaccurate picture of how WRP payments are distributed. USDA's Natural Resource Conservation Service uses title companies as intermediaries to finalize wetlands easements under the Wetlands Reserve Program. As a result, the data provided to us shows large sums of money going to these title companies. In reality, the payments are ultimately distributed to landowners participating in the WRP.

Unfortunately, NRCS has not provided the data to show where these farms and wetlands are located or which farmers or landowners are enrolling in the program, so EWG is unable to allocate these large sums of money to individuals beyond the title companies. Therefore, these companies skew the conservation rankings and payment concentration, which EWG cannot avoid unless and until NRCS makes available the additional farm attribution data. Therefore, we have not included WRP payments in the 2010 data update.

Finally, we have separated data on farm commodity, disaster and conservation payments in order to provide a more accurate picture of top recipients and concentration of payments among the three main categories of USDA programs.

USDA subsidy information for **East Butte Farms Inc****Ownership shares for East Butte Farms Inc**Pick year for ownership information 

USDA county office/Ownership:

Percentage
Share*

East Butte Farms Inc
ownership information from 2010
Liberty County, Montana

Elias M Hofer	N/A*
Anna P Hofer	N/A*
Peter J Hofer	N/A*
Peter D Hofer	N/A*
Andrew J Wurz	N/A*
Rachel J Hofer	N/A*
Martin D Hofer	N/A*
Matilda J Hofer	N/A*
Ronny E Hofer	N/A*
Joel E Hofer	N/A*
Michael E Hofer	N/A*
Elisabeth J Wurz	N/A*
Darius J Wurz	N/A*
Peter P Hofer	N/A*
Lorna M Hofer	N/A*
Anthony P Hofer	N/A*
Rebecca P Hofer	N/A*
Leonard M Hofer	N/A*
Marie P Hofer	N/A*
Rachel M Hofer	N/A*
Joseph P Hofer	N/A*
Janessa A Wurz	N/A*
Theresa P Hofer	N/A*
Melissa P Hofer	N/A*
Rebecca A Wurz	N/A*
Elisabeth D Wurz	N/A*

USDA exempted entity from release

N/A*

USDA exempted entity from release

N/A*

* According to USDA percentage shares for ownership may not reflect share of subsidy payments. EWG review shows that share information on file with USDA may not always equal 100 percent. Most recent percentage share information is from 2008. Future release of this information was barred by law in the 2008 Farm Bill.

Note: The information on conservation spending for 2010 is incomplete due to missing data from USDA's Natural Resource Conservation Service. Payment data currently are not included for the Environmental Quality Incentives Program, but will be added once NRCS makes it available.

The information provided for the Wetland Reserve Program (WRP) provides an inaccurate picture of how WRP payments are distributed. USDA's Natural Resource Conservation Service uses title companies as intermediaries to finalize wetlands easements under the Wetlands Reserve Program. As a result, the data provided to us shows large sums of money going to these title companies. In reality, the payments are ultimately distributed to landowners participating in the WRP.

Unfortunately, NRCS has not provided the data to show where these farms and wetlands are located or which farmers or landowners are enrolling in the program, so EWG is unable to allocate these large sums of money to individuals beyond the title companies. Therefore, these companies skew the conservation rankings and payment concentration, which EWG cannot avoid unless and until NRCS makes available the additional farm attribution data. Therefore, we have not included WRP payments in the 2010 data update.

Finally, we have separated data on farm commodity, disaster and conservation payments in order to provide a more accurate picture of top recipients and concentration of payments among the three main categories of USDA programs.

237167245EAGLES AUXILIARY
 124 W MAIN ST LEWISTOWN MT59457-171501021091
 199108200260000000501000000 92010 05
 374 AUX
 810371019EAGLES MANOR PROJECT NO 2 INC
 PO BOX 1717 HELENA MT59624-0000000000331
 19771211638238100010100000020080644010 060000000037540500000000379424
 00000000379424
 810519758EARL AND BERTHA PRUYN FOUNDATION
 % EARL M PRUYN 4527 RIO VISTA DR
 MISSOULA MT59803-1038000000331
 20000210400000000020100000020081241001 120000000032980300000000998619
 T20
 911160957EARTH & SKY CIRCLE
 % EARTH & SKY CIRCLE PO BOX 70
 STEVENSVILLE MT59870-0070000000331
 200207116029000000010100000020081200020 12000000000000000000000000000000
 00000000000000 X20
 680527682EARTH FAMILY FUND INC
 % JOHN J FERGUSON 222 E BECKWITH AVE
 MISSOULA MT59801-5841000000331
 200304104000000000010100000020041200003 12000000000000000000000000000000
 00000000000000 Q33
 262083421EARTH SHUTTLE OF BUTTE INCORPORATED
 % LLOYD MAGNUSON PO BOX 4911 BUTTE
 MT59702-4911000000331 200903115000000000010100000020081213010
 120000000000611000000000094503 00000000094503 B90
 810457909EARTHSOFT INC
 2620 MISSION TRAIL WAY KALISPELL MT59901-2204000000331
 199402115408000000010100000020081200020 12000000000000000000000000000000
 00000000000000
 810531638EAST BUTTE FARMS INC
 % DAVID M HOFER PO BOX 17 GALATA
 MT59444-0017000004031 2009062000000000000101000000 00000 12
 X99
 810539629EAST FARM INC
 % DAVID D HOFER 5130 HWY 89 CHOTEAU
 MT59422-0000000004031 2009052000000000000101000000 00000 12
 X99
 810466712EAST GATE WESLEYAN CHURCH
 % TREASURER 625 MATTSON LN
 BILLINGS MT59105-402120790397 197005210601030000501000000
 00060 12
 810363563EAST GLACIER COUNTY WATER AND SEWER DISTRICT
 PO BOX 218 EAST GLACIER MT59434-0218000000331
 198405115379000000010100000020071264010 120000000103494800000000107315
 00000000107315
 810412354EAST HELENA FOURSQUARE CHURCH
 708 E GROSCHELL ST EAST HELENA MT59635-890210610397
 194910110325059927501000000 00060 12
 431963316EAST HELENA QUALITY EDUCATION FOUNDATION
 % JACKI FRANK PO BOX 36 EAST
 HELENA MT59635-0036000000332
 200302115000000000010100000020041210020 12000000000000010000000000000000
 00000000000000 B122
 810385424EAST KREMLIN WATER USERS ASSOC
 40682 US HIGHWAY 2 HAVRE MT59501-8225000001232



[Sign In](#) | [Cart](#) | [Newsletters](#)

1-800-MELISSA

[Products](#)[Solutions](#)[Downloads & Trials](#)[Support](#)[Resources](#)

Selling A Used Car?

Supercharge Your Ad, Sell Like An Expert!


[Get Started Now](#)

Nonprofit Organization Lookup

Enter a 5-digit ZIP Code, organization name or 9-digit Tax ID

EAST BUTTE FARMS INC	
In Care of Name	DAVID M HOFER
Address	PO BOX 17 GALATA, MT 59444-0017 MapG MapY MapV
IRS Subsection	501(d) - A religious and apostolic association.
Type of Organization	Corporation
Deductibility	Contributions are NOT deductible
Tax I.D. Number	810531638
Exempt Since	06-2009
Form 990 Requirement	Not required to file 990
Classification	Religion Related, Spiritual Development N.E.C.
Share with others information about this Nonprofit - like the web site, e-mail address, how to donate or any corrections to the data shown.	
<input type="button" value="Post a Message"/>	

Messages

[How Can We Improve this Lookup?](#) |
 [Email to a Friend](#) |
 [Lookups Forum](#) |
 [Terms of Use](#)

Selling A Used Car?

Supercharge Your Ad, Sell Like An Expert!

**mytitletransfer.com**
The safest way to sell a used car

**Get Started Now**

Nonprofit Organization Lookup

Help Index

Enter a 5-digit ZIP Code, organization name or 9-digit Tax ID

Submit

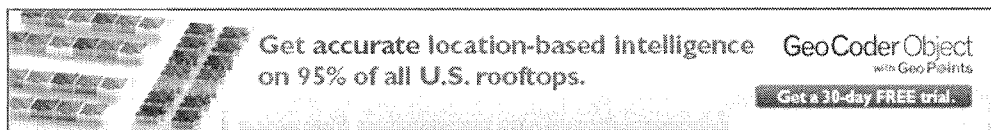
EAST BUTTE FARMS INC	
In Care of Name	DAVID M HOFER
Address	PO BOX 17 GALATA, MT 59444-0017 MapG MapY MapV
IRS Subsection	501(d) - A religious and apostolic association.
Type of Organization	Corporation
Deductibility	Contributions are NOT deductible
Tax I.D. Number	810531638
Exempt Since	06-2009
Form 990 Requirement	Not required to file 990
Classification	Religion Related, Spiritual Development N.E.C.
Share with others information about this Nonprofit - like the web site, e-mail address, how to donate or any corrections to the data shown.	
Post a Message	

Messages

[How Can We Improve this Lookup?](#) | [Email to a Friend](#) | [Lookups Forum](#) | [Terms of Use](#)

MELISSA DATA

1-800-MELISSA

[Products](#)[Solutions](#)[Downloads & Trials](#)[Sign In](#)[Cart](#) | [Newsletters](#) | [Search](#)[Support](#)[Resources](#)[Lookups](#)[Contact Us](#)**Free Lookups**[Home](#) > [Lookups](#) > **Nonprofit Organization Lookup**[Help](#)Enter a 5-digit ZIP Code,
organization name or 9-digit Tax ID
Use this Lookup to:

- Find information on over 1.4 million registered nonprofit organizations in the United States
- Get organization name, assets, income, and IRS subsection
- Select organization for contact name and address, type of foundation and organization
- Get deductibility status, classification, Form 990, and more

EAST BUTTE FARMS INC

In Care of Name	DAVID M HOFER
Address	PO BOX 17 GALATA, MT 59444-0017 MapG MapY MapV
IRS Subsection	501(d) - A religious and apostolic association.
Type of Organization	Corporation
Deductibility	Contributions are NOT deductible
Tax I.D. Number	810531638
Exempt Since	06-2009
Form 990 Requirement	Not required to file 990
Classification	Religion Related, Spiritual Development N.E.C.

Share with others information about this Nonprofit - like the web site, e-mail address, how to donate or any corrections to the data shown.

[Messages](#)[How Can We Improve this Lookup?](#) | [Send to a Friend](#) | [Lookups Forum](#) | [Terms of Use](#)

Contact Information for Farms as USDA farm subsidy recipients

Subject: East Butte Farms Inc, Galata, MT 59444

(note: name not confirmed as a Hutterite colony)

> Contact Information

1) IRS data

Address:

East Butte Farms Inc

PO Box 17

Galata, MT 59444-0017

Address verification results from [www.melissadata.com]:

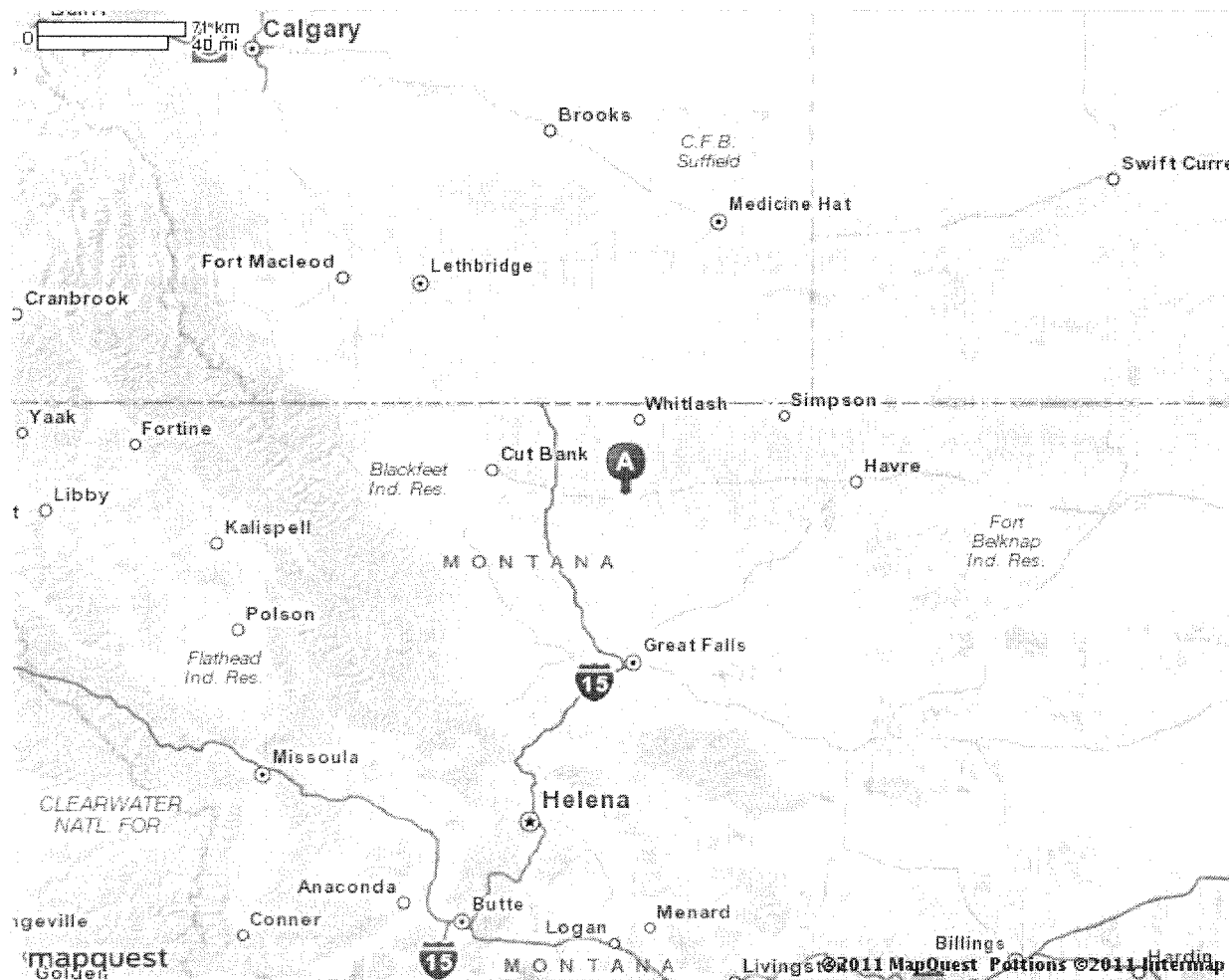
1) For (1) IRS data: address verified

X

MAPQUEST

Map of Galata, MT

Notes

All rights reserved. Use subject to License/Copyright | [Map Legend](#)

Directions and maps are informational only. We make no warranties on the accuracy of their content, road conditions or route usability or expeditiousness. You assume all risk of use. MapQuest and its suppliers shall not be liable to you for any loss or delay resulting from your use of MapQuest. Your use of MapQuest means you agree to our [Terms of Use](#)

List of Evidence for Farms as USDA farm subsidy recipients
(note: farm may be a Hutterite colony)
Subject: East Farm Inc, Conrad, MT 59425
Location by State: Montana
Form and Version of Evidence: Original Evidence (Long Form)
Timeframe of Evidence as Webpages: 2009-2012
Topic: Original Evidence (Long Form) includes Findings and Conclusion

Section LF. List of Evidence (original evidence, long form)

- 1) EWG dataset (7/22/2011) for data 1995-2010 from [<http://farm.ewg.org/>]
 - a) 'Search Result' webpage
URL: [<http://farm.ewg.org/addrsearch.php?s=yup&stab=US&zip=&last=&first=&stab=AL&fulln...>]
 - b) 'Farm Location(s)' webpage
URL: [<http://farm.ewg.org/persondetail.php?custnumber=A11588124&summlevel=address>]
 - c) 'Summary' webpage(s)
URL: [<http://farm.ewg.org/persondetail.php?custnumber=A11588124>]
 - d) 'Programs' webpage(s)
URL: [<http://farm.ewg.org/persondetail.php?custnumber=A11588124&summlevel=detail>]
 - e) 'Ownership Interest(s)' webpage(s)
URL: [<http://farm.ewg.org/persondetail.php?custnumber=A11588124&summlevel=whois>]
Data:
 - 1) Hutterite surnames found with USDA ownership shares data (2010):
[Hofer, Kleinsasser, Wipf, Wurtz]
(note: for verification of Hutterite surnames refer to the webpage 'Surnames of Founding Families' at [<http://www.feefhs.org/links/hutterites/surnames.html>])
- 2) IRS Exempt Organization (EO) data webpage(s) from [www.irs.gov]
EO File URL: [<http://www.irs.gov/taxstats/charitablestats/article/0,,id=97186,00.html>]
EO File Date: (12/7/2009 is date EO file was downloaded from IRS website to CD)
EO File Date: (8/4/2012 is date EO file page was printed from the IRS website)
(note: EO file webpages include different address data for East Farm Inc)
- 3) Melissa Data webpage(s) (11/7/2009) and (7/22/2011) from [www.melissadata.com]
URL (11/7/2009): [<http://www.melissadata.com/lookups/np.asp?ein=810539629>]
URL (7/22/2011): [<http://www.melissadata.com/lookups/np.asp?ein=810539629>]
Note: IRS EO webpages are arranged in data sequence with the Melissa Data webpages
- 4) Manta data webpage(s) from [www.manta.com]
URL: (evidence not included)
- 5) Hutterite Directory webpage(s)
From [www.cedrontech.com], or link from [www.hutterites.org]
URL: (evidence not included)
- 6) Contact Information page(s)
- 7) MapQuest webpage(s) (7/22/2011) from [www.mapquest.com]

List of Evidence for Farms as USDA farm subsidy recipients

(note: farm may be a Hutterite colony)

Subject: East Farm Inc, Conrad, MT 59425

Location by State: Montana

Topic: Findings, for Section LF

(page 1)

Findings (for Section LF):

1:

East Farm Inc cannot be confirmed as a Hutterite colony and member of the Hutterian Brethren Church due to a lack of evidence. Hutterite surnames are found at East Farm Inc.

Data for East Farm Inc for ID as a Hutterite colony:

1) Name: East Farm Inc, Conrad, MT 59425

2) Hutterite surnames found with USDA ownership shares data (2010):

[Hofer, Kleinsasser, Wipf, Wurtz]

(note: for verification of Hutterite surnames refer to the webpage 'Surnames of Founding Families' at [<http://www.feefhs.org/links/hutterites/surnames.html>])

3) IRS EO/BMF data (8/4/2012):

a) Name: East Farm Inc, Conrad, MT 59425-0582

b) IRC Section:

1) IRM Table: 501(d) Apostolic and religious organization

2) SOI Table: 501(d) Apostolic and Religious Org.

List of Evidence for Farms as USDA farm subsidy recipients

(note: farm may be a Hutterite colony)

Subject: East Farm Inc, Conrad, MT 59425

Location by State: Montana

Topic: Findings, for Section LF

(page 2)

2:

IRS EO/BMF data (12/7/2009) and Melissa Data (11/7/2009) found for the organization but the location (Choteau, MT) is different than the USDA location (Conrad, MT). The data will be used for contact information.

A updated version of IRS EO/BMF data (8/4/2012) and Melissa Data (7/22/2011) found for the organization and the location is the same as the USDA location (Conrad, MT). The Employer Identification Number (EIN) is the same for all of the datasets so the data is for the same organization with a updated address.

3(a):

IRS EO/BMF data found and the organization name and location are the same as the USDA business name and location.

USDA Business Name and Location:

[East Farm Inc, Conrad, MT 59425]

IRS Organization Name and Location:

[East Farm Inc, Conrad, MT 59425-0582] (8/4/2012)

The IRC section is '501(d) Apostolic and religious organization' and the ruling date is 05/2009.

East Farm Inc, Conrad, MT 59425, is confirmed as a tax-exempt nonprofit religious organization during the timeframe 1995-2010 when the organization received USDA farm subsidies.

3(b):

'Summary' data shows that the farm subsidy payment data for the calculation of the USDA farm subsidy total for 1995-2010 applies to 2001, 2003-2010.

4:

Comparison of IRS EO/BMF data with Melissa Data data:

[Data Date: (IRS 8/4/2012), (Melissa Data 7/22/2011)]

[Data: EIN, Organization Name, Location by State, IRC Section, Ruling Date]

[810539629, East Farm Inc, MT, 501(d), 05/2009 = IRS]

[810539629, East Farm Inc, MT, 501(d), 05-2009 = Melissa Data]

Comparison of data demonstrates all data is the same basic data.

5:

IRS EO/BMF data indicates the organization is not required to file Form 990. Data from Melissa Data for the same organization indicates the organization is not required to file Form 990. The organization is classified as IRC section 501(d) and files Form 1065 so the data for Form 990 is correct.

List of Evidence for Farms as USDA farm subsidy recipients

(note: farm may be a Hutterite colony)

Subject: East Farm Inc, Conrad, MT 59425

Location by State: Montana

Topic: Findings, for Section LF

(page 3)

6:

Dataset for timeframe 1995-2010:

Identity of USDA farm subsidy recipient:

[East Farm Inc, Conrad, MT 59425]

USDA farm subsidy total:

1) Subsidy Total 1995-2010: \$441,123.10 (note: exact calculation)

2) Subsidy Payments 1995-2010 Total: \$441,123 (note: rounded off calculation)

3) 'Summary' data shows that the farm subsidy payment data for the calculation of the USDA farm subsidy total for 1995-2010 applies to 2001, 2003-2010. So, a calculation for financial compensation will need to consider the ruling date 05/2009.

4) 'Summary' data for Total USDA Subsidies 2010: \$81,360

IRS EO/BMF data (8/4/2012):

1) Name:

[East Farm Inc, PO Box 582, Conrad, MT 59425-0582]

2) Employer Identification Number (EIN): 810539629

3) IRC Section: 501(d) Apostolic and religious organization

4) Ruling Date: 05/2009

Melissa Data (7/22/2011):

1) Name:

[East Farm Inc, PO Box 582, Conrad, MT 59425-0582]

2) Tax I.D. Number: 810539629

3) IRS Subsection: 501(d) - A religious and apostolic association.

4) Exempt Since: 05-2009

Operating As: Farm as a tax-exempt nonprofit religious organization

List of Evidence for Farms as USDA farm subsidy recipients

(note: farm may be a Hutterite colony)

Subject: East Farm Inc, Conrad, MT 59425

(note: name not confirmed as a Hutterite colony)

Location by State: Montana

Status: Confirmed as EO (Exempt Organization)

Topic: Conclusion, for Section LF

(page 1)

Conclusion (for Section LF):

1(a):

East Farm Inc, Conrad, MT 59425, is confirmed as a tax-exempt nonprofit religious organization during the timeframe 1995-2010 when the organization received USDA farm subsidies. The organization's IRC section is '501(d) Apostolic and religious organization' and the ruling date is 05/2009.

1(b):

'Summary' data shows that the farm subsidy payment data for the calculation of the USDA farm subsidy total for 1995-2010 applies to 2001, 2003-2010.

2:

Dataset for timeframe 1995-2010:

Identity of USDA farm subsidy recipient:

[East Farm Inc, Conrad, MT 59425]

USDA farm subsidy total:

1) Subsidy Total 1995-2010: \$441,123.10 (note: exact calculation)

2) Subsidy Payments 1995-2010 Total: \$441,123 (note: rounded off calculation)

3) 'Summary' data shows that the farm subsidy payment data for the calculation of the USDA farm subsidy total for 1995-2010 applies to 2001, 2003-2010. So, a calculation for financial compensation will need to consider the ruling date 05/2009.

4) 'Summary' data for Total USDA Subsidies 2010: \$81,360

IRS EO/BMF data (8/4/2012):

1) Name:

[East Farm Inc, PO Box 582, Conrad, MT 59425-0582]

2) Employer Identification Number (EIN): 810539629

3) IRC Section: 501(d) Apostolic and religious organization

4) Ruling Date: 05/2009

Melissa Data (7/22/2011):

1) Name:

[East Farm Inc, PO Box 582, Conrad, MT 59425-0582]

2) Tax I.D. Number: 810539629

3) IRS Subsection: 501(d) - A religious and apostolic association.

4) Exempt Since: 05-2009

Operating As: Farm as a tax-exempt nonprofit religious organization

List of Evidence for Farms as USDA farm subsidy recipients

(note: farm may be a Hutterite colony)

Subject: East Farm Inc, Conrad, MT 59425

(note: name not confirmed as a Hutterite colony)

Location by State: Montana

Status: Confirmed as EO (Exempt Organization)

Topic: Conclusion, for Section LF

(page 2)

3:

Identification data:

Name: East Farm Inc, Conrad, MT 59425

IRS EO/BMF data (8/4/2012): East Farm Inc, PO Box 582, Conrad, MT 59425-0582

4:

Recommendation:

> Step 1

Determine if organization is a Hutterite colony.

Name: East Farm Inc, Conrad, MT 59425

Hutterite surnames found with USDA ownership shares data (2010):

[Hofer, Kleinsasser, Wipf, Wurtz]

IRS EO/BMF data (8/4/2012):

[Name: East Farm Inc, PO Box 582, Conrad, MT 59425-0582]

[IRC Section: 501(d) Apostolic and religious organization]



EWG Farm Subsidy Database

Corporate Subsidy Recipients **1** to **1** of **1** in Montana

Business Name: **EAST FARM**

Rank	Name	Location	Subsidy Total 1995-2010
1	<u>East Farm Inc</u>	Conrad, MT 59425	\$ 441,123.10

Note: The information on conservation spending for 2010 is incomplete due to missing data from USDA's Natural Resource Conservation Service. Payment data currently are not included for the Environmental Quality Incentives Program, but will be added once NRCS makes it available.

The information provided for the Wetland Reserve Program (WRP) provides an inaccurate picture of how WRP payments are distributed. USDA's Natural Resource Conservation Service uses title companies as intermediaries to finalize wetlands easements under the Wetlands Reserve Program. As a result, the data provided to us shows large sums of money going to these title companies. In reality, the payments are ultimately distributed to landowners participating in the WRP.

Unfortunately, NRCS has not provided the data to show where these farms and wetlands are located or which farmers or landowners are enrolling in the program, so EWG is unable to allocate these large sums of money to individuals beyond the title companies. Therefore, these companies skew the conservation rankings and payment concentration, which EWG cannot avoid unless and until NRCS makes available the additional farm attribution data. Therefore, we have not included WRP payments in the 2010 data update.

Finally, we have separated data on farm commodity, disaster and conservation payments in order to provide a more accurate picture of top recipients and concentration of payments among the three main categories of USDA programs.

USDA subsidy information for **East Farm Inc****Addresses on file with USDA for East Farm Inc**

USDA county office from which subsidies were paid:	Subsidy Payments 1995-2010	Most recent address on file in USDA county office
Pondera County, Montana	\$441,123	East Farm Inc Conrad, MT 59425
Total	\$441,123	

Note: The information on conservation spending for 2010 is incomplete due to missing data from USDA's Natural Resource Conservation Service. Payment data currently are not included for the Environmental Quality Incentives Program, but will be added once NRCS makes it available.

The information provided for the Wetland Reserve Program (WRP) provides an inaccurate picture of how WRP payments are distributed. USDA's Natural Resource Conservation Service uses title companies as intermediaries to finalize wetlands easements under the Wetlands Reserve Program. As a result, the data provided to us shows large sums of money going to these title companies. In reality, the payments are ultimately distributed to landowners participating in the WRP.

Unfortunately, NRCS has not provided the data to show where these farms and wetlands are located or which farmers or landowners are enrolling in the program, so EWG is unable to allocate these large sums of money to individuals beyond the title companies. Therefore, these companies skew the conservation rankings and payment concentration, which EWG cannot avoid unless and until NRCS makes available the additional farm attribution data. Therefore, we have not included WRP payments in the 2010 data update.

Finally, we have separated data on farm commodity, disaster and conservation payments in order to provide a more accurate picture of top recipients and concentration of payments among the three main categories of USDA programs.

East Farm Inc received payments totaling \$441,123 from 1995 through 2010

Year	Conservation Subsidies	Disaster Subsidies	Commodity Subsidies	Total USDA Subsidies 1995-2010
1995	\$0	\$0	\$0	\$0
1996	\$0	\$0	\$0	\$0
1997	\$0	\$0	\$0	\$0
1998	\$0	\$0	\$0	\$0
1999	\$0	\$0	\$0	\$0
2000	\$0	\$0	\$0	\$0
2001	\$0	\$0	\$74,212	\$74,212
2002	\$0	\$0	\$0	\$0
2003	\$0	\$29,252	\$29,970	\$59,222
2004	\$0	\$0	\$36,645	\$36,645
2005	\$0	\$30,397	\$52,722	\$83,119
2006	\$0	\$0	\$32,967	\$32,967
2007	\$0	\$0	\$26,429	\$26,429
2008	\$0	\$0	\$26,429	\$26,429
2009	\$0	\$0	\$20,740	\$20,740
2010	\$0	\$0	\$81,360	\$81,360
Total	\$0	\$59,649	\$381,474	\$441,123

Crop Summary for East Farm Inc

Crop	Payments 1995-2010
Barley Subsidies**	\$150,862
Wheat Subsidies**	\$128,512

Note: The information on conservation spending for 2010 is incomplete due to missing data from USDA's Natural Resource Conservation Service. Payment data currently are not included for the Environmental Quality Incentives Program, but will be added once NRCS makes it available.

The information provided for the Wetland Reserve Program (WRP) provides an inaccurate picture of how WRP payments are distributed. USDA's Natural Resource Conservation Service uses title companies as intermediaries to finalize wetlands easements under the Wetlands Reserve Program. As a result, the data provided to us shows large sums of money going to these title companies. In reality, the payments are ultimately distributed to landowners participating in the WRP.

Unfortunately, NRCS has not provided the data to show where these farms and wetlands are located or which farmers or landowners are enrolling in the program, so EWG is unable to allocate these large sums of money to individuals beyond the title companies. Therefore, these companies skew the conservation rankings and payment concentration, which EWG cannot avoid unless and until NRCS makes available the additional farm attribution data. Therefore, we have not included WRP payments in the 2010 data update.

USDA subsidy information for **East Farm Inc**

Payment Breakdown


Subsidy Program	Total Payments 1995-2010
Total USDA - Subsidies	\$441,123
<i>Subtotal, Farming Subsidies</i>	\$381,474
<i>Subtotal, Disaster Payments</i>	\$59,649

Commodity subsidy breakdown

Subsidy Program	Total Payments 1995-2010
Subtotal, Farming Subsidies	\$381,474
<i>Total Direct Payments</i>	\$162,115
Direct Payment - Barley	\$74,331
Direct Payment - Wheat	\$87,784
<i>Total Counter Cyclical Payments</i>	\$14,082
Counter Cyclical Payment - Barley	\$14,082
<i>Average Crop Revenue Election Program (ACRE)</i>	\$102,100
ACRE - Direct Payments	\$41,460
ACRE - Revenue Support	\$60,640
<i>Production Flexibility Contracts</i>	\$46,336
Production Flexibility - Barley	\$20,519
Production Flexibility - Wheat	\$25,817
<i>Mkt. Loss Asst. - Commodity Crops</i>	\$26,478
Market Loss Assistance - Barley	\$11,567
Market Loss Assistance - Wheat	\$14,911
<i>Loan Deficiency Payments</i>	\$30,363
Loan Deficiency - Barley	\$30,363

Disaster subsidy breakdown

Subsidy Program	Total Payments 1995-2010
Subtotal, Disaster Payments	\$59,649
<i>Misc. Disaster Payments</i>	\$59,649
Crop Disaster - Program	\$59,649

USDA subsidy information for **East Farm Inc****Ownership shares for East Farm Inc**Pick year for ownership information 

USDA county office/Ownership:	Percentage Share*
East Farm Inc	
ownership information from 2010	
Pondera County, Montana	
Anna J Kleinsasser	N/A*
Sarah W Hofer	N/A*
Jacob J Kleinsasser	N/A*
Mike D Hofer	N/A*
Lydia S Wurtz	N/A*
Matthew J Wurtz	N/A*
Michael M Hofer	N/A*
Jeremiah M Hofer	N/A*
John J Kleinsasser	N/A*
Thriessa M Wipf Sr	N/A*
Rachel M Wurtz	N/A*
Matthew M Wurtz	N/A*
Jaden M Wurtz	N/A*
Jesse M Wurtz	N/A*
Lisabeth Hofer	N/A*

* According to USDA percentage shares for ownership may not reflect share of subsidy payments. EWG review shows that share information on file with USDA may not always equal 100 percent. Most recent percentage share information is from 2008. Future release of this information was barred by law in the 2008 Farm Bill.

Note: The information on conservation spending for 2010 is incomplete due to missing data from USDA's Natural Resource Conservation Service. Payment data currently are not included for the Environmental Quality Incentives Program, but will be added once NRCS makes it available.

The information provided for the Wetland Reserve Program (WRP) provides an inaccurate picture of how WRP payments are distributed. USDA's Natural Resource Conservation Service uses title companies as intermediaries to finalize wetlands easements under the Wetlands Reserve Program. As a result, the data provided to us shows large sums of money going to these title companies. In reality, the payments are ultimately distributed to landowners participating in the WRP.

Unfortunately, NRCS has not provided the data to show where these farms and wetlands are located or which farmers or landowners are enrolling in the program, so EWG is unable to allocate these large sums of money to individuals beyond the title companies. Therefore, these companies skew the conservation rankings and payment concentration,

237167245EAGLES AUXILIARY
 124 W MAIN ST LEWISTOWN MT59457-171501021091
 1991082002600000000501000000 92010 05
 374 AUX
 810371019EAGLES MANOR PROJECT NO 2 INC
 PO BOX 1717 HELENA MT59624-0000000000331
 19771211638238100010100000020080644010 060000000037540500000000379424
 00000000379424
 810519758EARL AND BERTHA PRUYN FOUNDATION
 % EARL M PRUYN 4527 RIO VISTA DR
 MISSOULA MT59803-1038000000331
 200002104000000000020100000020081241001 120000000032980300000000998619
 T20
 911160957EARTH & SKY CIRCLE
 % EARTH & SKY CIRCLE PO BOX 70
 STEVENSVILLE MT59870-0070000000331
 200207116029000000010100000020081200020 12000000000000000000000000000000
 00000000000000 X20
 680527682EARTH FAMILY FUND INC
 % JOHN J FERGUSON 222 E BECKWITH AVE
 MISSOULA MT59801-5841000000331
 200304104000000000010100000020041200003 12000000000000000000000000000000
 00000000000000 Q33
 262083421EARTH SHUTTLE OF BUTTE INCORPORATED
 % LLOYD MAGNUSON PO BOX 4911 BUTTE
 MT59702-4911000000331 20090311500000000000101000000020081213010
 1200000000000611000000000094503 0000000094503 B90
 810457909EARTHSOONG INC
 2620 MISSION TRAIL WAY KALISPELL MT59901-2204000000331
 199402115408000000010100000020081200020 12000000000000000000000000000000
 00000000000000
 810531638EAST BUTTE FARMS INC
 % DAVID M HOFER PO BOX 17 GALATA
 MT59444-001700004031 2009062000000000000101000000 00000 12
 X99
 810539629EAST FARM INC
 % DAVID D HOFER 5130 HWY 89 CHOTEAU
 MT59422-000000004031 2009052000000000000101000000 00000 12
 X99
 810466712EAST GATE WESLEYAN CHURCH
 % TREASURER 625 MATTSON LN
 BILLINGS MT59105-402120790397 197005210601030000501000000
 00060 12
 810363563EAST GLACIER COUNTY WATER AND SEWER DISTRICT
 PO BOX 218 EAST GLACIER MT59434-0218000000331
 198405115379000000010100000020071264010 120000000103494800000000107315
 00000000107315
 810412354EAST HELENA FOURSQUARE CHURCH
 708 E GROSCHELL ST EAST HELENA MT59635-890210610397
 194910110325059927501000000 00060 12
 431963316EAST HELENA QUALITY EDUCATION FOUNDATION
 % JACKI FRANK PO BOX 36 EAST
 HELENA MT59635-0036000000332
 200302115000000000010100000020041210020 12000000000000010000000000000000
 00000000000000 B122
 810385424EAST KREMLIN WATER USERS ASSOC
 40682 US HIGHWAY 2 HAVRE MT59501-822500001232

[Sign In](#) | [Cart](#) | [Newsletters](#)


1-800-MELISSA

[Products](#)[Solutions](#)[Downloads & Trials](#)[Support](#)[Resources](#)

|

Residence or Business?

Select the best parcel carrier for each delivery type to save money

[Learn more](#)

Nonprofit Organization Lookup

Enter a 5-digit ZIP Code, organization name or 9-digit Tax ID

EAST FARM INC	
In Care of Name	DAVID D HOFER
Address	5130 HWY 89 CHOTEAU, MT 59422-0000 MapG MapY MapV
IRS Subsection	501(d) - A religious and apostolic association.
Type of Organization	Corporation
Deductibility	Contributions are NOT deductible
Tax I.D. Number	810539629
Exempt Since	05-2009
Form 990 Requirement	Not required to file 990
Classification	Religion Related, Spiritual Development N.E.C.
Share with others information about this Nonprofit - like the web site, e-mail address, how to donate or any corrections to the data shown.	
<input type="button" value="Post a Message"/>	

Messages

[How Can We Improve this Lookup?](#) | [Email to a Friend](#) | [Lookups Forum](#) | [Terms of Use](#)

Residence or Business?

Select the best parcel carrier for each delivery type to save money

Residence

Business

[Learn more](#)

Nonprofit Organization Lookup

[Help](#)[Index](#)

Enter a 5-digit ZIP Code, organization name or 9-digit Tax ID

EAST FARM INC	
In Care of Name	DAVID D HOFER
Address	5130 HWY 89 CHOTEAU, MT 59422-0000 MapG MapY MapV
IRS Subsection	501(d) - A religious and apostolic association.
Type of Organization	Corporation
Deductibility	Contributions are NOT deductible
Tax I.D. Number	810539629
Exempt Since	05-2009
Form 990 Requirement	Not required to file 990
Classification	Religion Related, Spiritual Development N.E.C.
Share with others information about this Nonprofit - like the web site, e-mail address, how to donate or any corrections to the data shown.	
<input type="button" value="Post a Message"/>	

Messages

[How Can We Improve this Lookup?](#) | [Email to a Friend](#) | [Lookups Forum](#) | [Terms of Use](#)

MISSOULA MT59808-147200000331
 20090211500000000010100000020111200020 12000000000000000000000000000000
 00000000000000 N60
 810415439EAGLEHEAD REPEATER ASSOCIATION
 % KATHI GREGOIRE 940 DOANE RD BOZEMAN
 MT59718-886600000331 19850611612100000010100000020111200020
 1200
 237167245EAGLES AUXILIARY
 % TERRI RAHN 124 W MAIN ST
 LEWISTOWN MT59457-171501020891
 199108200260000000050100000020111200020 12000000000000000000000000000000
 00000000000000 374 AUX
 810371019EAGLES MANOR PROJECT NO 2 INC
 PO BOX 1717 HELENA MT59624-171700000331
 19771211638238100010100000020110641020 0600000000387290000000000004218
 0000000004218
 810519758EARL AND BERTHA PRUYN FOUNDATION
 % EARL M PRUYN PO BOX 2608
 MISSOULA MT59806-260800000331
 200002104000000000020100000020111200001 12000000027124900000000001519
 T20
 911160957EARTH & SKY CIRCLE
 % EARTH & SKY CIRCLE PO BOX 70
 STEVENSVILLE MT59870-007000000331
 20020711602900000010100000020111200020 12000000000000000000000000000000
 00000000000000 X20
 262083421EARTH SHUTTLE OF BUTTE INCORPORATED
 % LLOYD MAGNUSON PO BOX 4911 BUTTE
 MT59702-491100000331 20090311500000000010100000020111214010
 1200000000078810000000142465 0000000142465 B90
 810457909EARTHSOONG INC
 % MILT CARLSON 2620 MISSION TRAIL WAY
 KALISPELL MT59901-220400000331
 19940211540800000010100000020111200020 12000000000000000000000000000000
 00000000000000
 810531638EAST BUTTE FARMS INC
 % DAVID M HOFER PO BOX 17 GALATA
 MT59444-001700004031 200906200000000000101000000 00000 12
 X99
 810373541EAST END COLONY INC
 % HAMILTON MISFELDT & CO PO BOX 297 HAVRE
 MT59501-029700004031 200912200000000000101000000 00000 12
 X99
 810539629EAST FARM INC
 % DAVID D HOFER PO BOX 582 CONRAD
 MT59425-058200004031 200905200000000000101000000 00000 12
 X99
 810466712EAST GATE WESLEYAN CHURCH
 % TREASURER 625 MATTSON LN
 BILLINGS MT59105-402120790397 197005210601030000501000000
 00060 12
 810363563EAST GLACIER COUNTY WATER AND SEWER DISTRICT
 PO BOX 218 E GLACIER PK MT59434-021800000331
 19840511537900000010100000020101254010 12000000092484500000000114430
 0000000114430

MELISSA DATA[Sign In](#) | [Cart](#) | [Newsletters](#) | [Search](#)

1-800-MELISSA

[Products](#)[Solutions](#)[Downloads & Trials](#)[Support](#)[Resources](#)[Lookups](#)[Contact Us](#)[Free Lookups](#)[Home](#) > [Lookups](#) > Nonprofit Organization Lookup[Help](#)

40% of the success of a direct mail campaign is dependent
on 1 thing - having an accurate, effective mailing list.

[select a list now](#)

Enter a 5-digit ZIP Code,
organization name or 9-digit Tax ID

Use this LookUp to:

- Find information on over 1.4 million registered nonprofit organizations in the United States
- Get organization name, assets, income, and IRS subsection
- Select organization for contact name and address, type of foundation and organization
- Get deductibility status, classification, Form 990, and more

EAST FARM INC

In Care of Name	DAVID D HOFER
	PO BOX 582
Address	CONRAD, MT 59425-0582
	MapG MapY MapV
IRS Subsection	501(d) - A religious and apostolic association.
Type of Organization	Corporation
Deductibility	Contributions are NOT deductible
Tax I.D. Number	810539629
Exempt Since	05-2009
Form 990 Requirement	Not required to file 990
Classification	Religion Related, Spiritual Development N.E.C.

Share with others information about this Nonprofit - like the web site, e-mail address, how to donate or any corrections to the data shown.

Messages

[How Can We Improve this Lookup?](#) | [Send to a Friend](#) | [Lookups Forum](#) | [Terms of Use](#)

Contact Information for Farms as USDA farm subsidy recipients
Subject: East Farm Inc, Conrad, MT 59425
(note: name not confirmed as a Hutterite colony)

> Contact Information

1) IRS data (12/7/2009)

Address:

East Farm Inc
5130 Hwy 89
Choteau, MT 59422-0000

2) IRS data (8/4/2012)

Address:

East Farm Inc
PO Box 582
Conrad, MT 59425-0582

Address verification results from [www.melissadata.com]:

1) For (1) IRS data:

Address verified for:

5130 US Highway 89
Choteau, MT 59422-9234

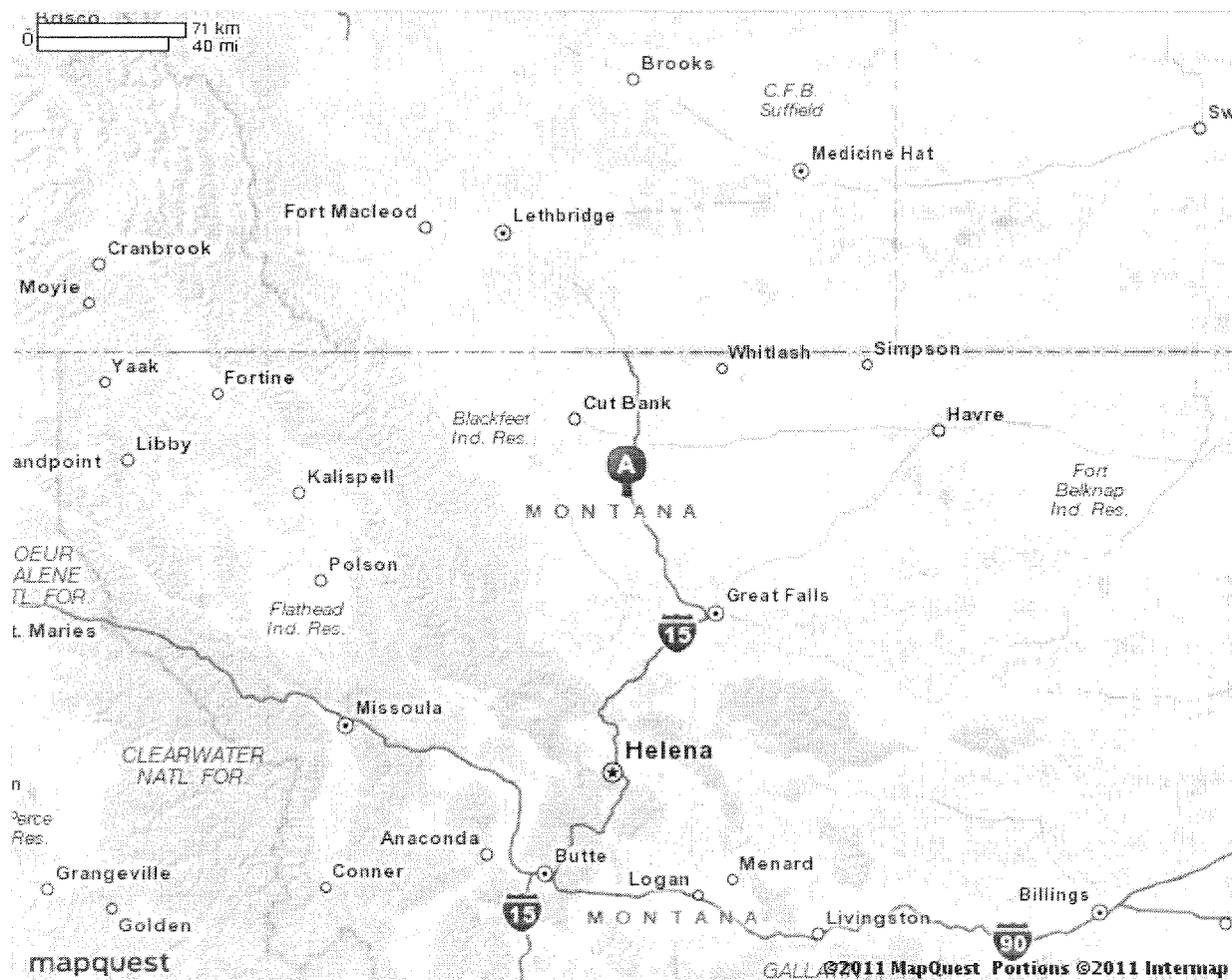
2) For (2) IRS data: address verified



MAPQUEST

Map of Conrad, MT

Notes



All rights reserved. Use subject to License/Copyright | [Map Legend](#)

Directions and maps are informational only. We make no warranties on the accuracy of their content, road conditions or route usability or expeditiousness. You assume all risk of use. MapQuest and its suppliers shall not be liable to you for any loss or delay resulting from your use of MapQuest. Your use of MapQuest means you agree to our [Terms of Use](#)

X

MAPQUEST.**Map of Choteau, MT**

Notes

All rights reserved. Use subject to License/Copyright | [Map Legend](#)

Directions and maps are informational only. We make no warranties on the accuracy of their content, road conditions or route usability or expeditiousness. You assume all risk of use. MapQuest and its suppliers shall not be liable to you for any loss or delay resulting from your use of MapQuest. Your use of MapQuest means you agree to our [Terms of Use](#)

List of Evidence for Farms as USDA farm subsidy recipients

(note: farm may be a Hutterite colony)

Subject: Elk Ridge Farms Inc, Galata, MT 59444

Location by State: Montana

Form and Version of Evidence: Original Evidence (Long Form)

Timeframe of Evidence as Webpages: 2009-2011

Topic: Original Evidence (Long Form) includes Findings and Conclusion

Section LF. List of Evidence (original evidence, long form)

1) EWG dataset (7/22/2011) for data 1995-2010 from [<http://farm.ewg.org/>]

a) 'Search Result' webpage

URL: [<http://farm.ewg.org/addrsearch.php?s=yup&stab=US&zip=&last=&first=&stab=AL&fulln...>]

b) 'Farm Location(s)' webpage

URL: [<http://farm.ewg.org/persondetail.php?custnumber=A12521623&summlevel=address>]

c) 'Summary' webpage(s)

URL: [<http://farm.ewg.org/persondetail.php?custnumber=A12521623>]

d) 'Programs' webpage(s)

URL: [<http://farm.ewg.org/persondetail.php?custnumber=A12521623&summlevel=detail>]

e) 'Ownership Interest(s)' webpage(s)

URL: [<http://farm.ewg.org/persondetail.php?custnumber=A12521623&summlevel=whois>]

Data:

1) Hutterite surnames found with USDA ownership shares data (2010):

[Hofer, Wipf, Wurz]

(note: for verification of Hutterite surnames refer to the webpage 'Surnames of Founding Families' at [<http://www.feeffhs.org/links/hutterites/surnames.html>])

2) IRS Exempt Organization (EO) data webpage(s) from [www.irs.gov]

EO File URL: [<http://www.irs.gov/taxstats/charitablestats/article/0,,id=97186,00.html>]

EO File Date: (12/7/2009 is date EO file was downloaded from IRS website to CD)

3) Melissa Data webpage(s) (11/7/2009) and (7/22/2011) from [www.melissadata.com]

URL (11/7/2009): [<http://www.melissadata.com/lookups/np.asp?ein=200570866>]

URL (7/22/2011): [<http://www.melissadata.com/lookups/np.asp?ein=200570866>]

4) Manta data webpage(s) from [www.manta.com]

URL: (evidence not included)

5) Hutterite Directory webpage(s)

From [www.cedrontech.com], or link from [www.hutterites.org]

URL: (evidence not included)

6) Contact Information page(s)

7) MapQuest webpage(s) (7/22/2011) from [www.mapquest.com]

List of Evidence for Farms as USDA farm subsidy recipients

(note: farm may be a Hutterite colony)

Subject: Elk Ridge Farms Inc, Galata, MT 59444

Location by State: Montana

Topic: Findings, for Section LF

(page 1)

Findings (for Section LF):

1:

'Farm Location(s)' (addresses on file) subsidy payments data shows a data conflict. The data conflict can be explained by EWG updating their USDA farm subsidy data. The data conflict will not invalidate the figure [Subsidy Total 1995-2010: \$782,473.33] because 'Programs' (Payment Breakdown) data will validate the figure. The data is:

Total USDA - Subsidies = \$782,473

Subtotal, Farming Subsidies = \$383,483

Subtotal, Conservation Programs = \$216,755

Subtotal, Disaster Payments = \$182,235

(note: EWG will express a exact figure as a rounded off figure for their calculations)

2:

Elk Ridge Farms Inc cannot be confirmed as a Hutterite colony and member of the Hutterian Brethren Church due to a lack of evidence. Hutterite surnames are found at Elk Ridge Farms Inc.

Data for Elk Ridge Farms Inc for ID as a Hutterite colony:

1) Name: Elk Ridge Farms Inc, Galata, MT 59444

2) Hutterite surnames found with USDA ownership shares data (2010): Hofer, Wipf, Wurz

(note: for verification of Hutterite surnames refer to the webpage 'Surnames of Founding Families' at [<http://www.feefhs.org/links/hutterites/surnames.html>])

3) IRS EO/BMF data:

a) Name: Elk Ridge Farms Inc, Galata, MT 59444-0071

b) IRC Section:

1) IRM Table: 501(d) Apostolic and religious organization

2) SOI Table: 501(d) Apostolic and Religious Org.

List of Evidence for Farms as USDA farm subsidy recipients

(note: farm may be a Hutterite colony)

Subject: Elk Ridge Farms Inc, Galata, MT 59444

Location by State: Montana

Topic: Findings, for Section LF

(page 2)

3(a):

IRS EO/BMF data found and the organization name and location are the same as the USDA business name and location.

USDA Business Name and Location:

[Elk Ridge Farms Inc, Galata, MT 59444]

IRS Organization Name and Location:

[Elk Ridge Farms Inc, Galata, MT 59444-0071]

The IRC section is '501(d) Apostolic and religious organization' and the ruling date is 06/2009.

Elk Ridge Farms Inc, Galata, MT 59444, is confirmed as a tax-exempt nonprofit religious organization during the timeframe 1995-2010 when the organization received USDA farm subsidies.

3(b):

'Summary' data shows that the farm subsidy payment data for the calculation of the USDA farm subsidy total for 1995-2010 applies to 2004-2010.

4:

Comparison of IRS EO/BMF data with Melissa Data data:

[Data Date: (IRS 12/7/2009), (Melissa Data 11/7/2009, 7/22/2011)]

[Data: EIN, Organization Name, Location by State, IRC Section, Ruling Date]

[200570866, Elk Ridge Farms Inc, MT, 501(d), 06/2009 = IRS]

[200570866, Elk Ridge Farms Inc, MT, 501(d), 06-2009 = Melissa Data (11/7/2009)]

[200570866, Elk Ridge Farms Inc, MT, 501(d), 06-2009 = Melissa Data (7/22/2011)]

Comparison of data demonstrates all data is the same basic data.

5:

IRS EO/BMF data indicates the organization is not required to file Form 990. Data from Melissa Data for the same organization indicates the organization is not required to file Form 990. The organization is classified as IRC section 501(d) and files Form 1065 so the data for Form 990 is correct.

List of Evidence for Farms as USDA farm subsidy recipients

(note: farm may be a Hutterite colony)

Subject: Elk Ridge Farms Inc, Galata, MT 59444

Location by State: Montana

Topic: Findings, for Section LF

(page 3)

6:

Dataset for timeframe 1995-2010:

Identity of USDA farm subsidy recipient:

[Elk Ridge Farms Inc, Galata, MT 59444]

USDA farm subsidy total:

1) Subsidy Total 1995-2010: \$782,473.33 (note: exact calculation)

2) Subsidy Payments 1995-2010 Total: \$782,473 (note: rounded off calculation)

(note: 'Subsidy Payments' data shows a data conflict but 'Programs' (Payment Breakdown) data will validate the 'Subsidy Total' figure)

3) 'Summary' data shows that the farm subsidy payment data for the calculation of the USDA farm subsidy total for 1995-2010 applies to 2004-2010. So, a calculation for financial compensation will need to consider the ruling date 06/2009.

4) 'Summary' data for Total USDA Subsidies 2010: \$207,402

IRS EO/BMF data (12/7/2009):

1) Name:

[Elk Ridge Farms Inc, PO Box 71, Galata, MT 59444-0071]

2) Employer Identification Number (EIN): 200570866

3) IRC Section: 501(d) Apostolic and religious organization

4) Ruling Date: 06/2009

Melissa Data (11/7/2009, 7/22/2011):

1) Name:

[Elk Ridge Farms Inc, PO Box 71, Galata, MT 59444-0071]

2) Tax I.D. Number: 200570866

3) IRS Subsection: 501(d) - A religious and apostolic association.

4) Exempt Since: 06-2009

Operating As: Farm as a tax-exempt nonprofit religious organization

List of Evidence for Farms as USDA farm subsidy recipients

(note: farm may be a Hutterite colony)

Subject: Elk Ridge Farms Inc, Galata, MT 59444

(note: name not confirmed as a Hutterite colony)

Location by State: Montana

Status: Confirmed as EO (Exempt Organization)

Topic: Conclusion, for Section LF

(page 1)

Conclusion (for Section LF):

1(a):

Elk Ridge Farms Inc, Galata, MT 59444, is confirmed as a tax-exempt nonprofit religious organization during the timeframe 1995-2010 when the organization received USDA farm subsidies. The organization's IRC section is '501(d) Apostolic and religious organization' and the ruling date is 06/2009.

1(b):

'Summary' data shows that the farm subsidy payment data for the calculation of the USDA farm subsidy total for 1995-2010 applies to 2004-2010.

2:

Dataset for timeframe 1995-2010:

Identity of USDA farm subsidy recipient:

[Elk Ridge Farms Inc, Galata, MT 59444]

USDA farm subsidy total:

1) Subsidy Total 1995-2010: \$782,473.33 (note: exact calculation)

2) Subsidy Payments 1995-2010 Total: \$782,473 (note: rounded off calculation)

(note: 'Subsidy Payments' data shows a data conflict but 'Programs' (Payment Breakdown) data will validate the 'Subsidy Total' figure)

3) 'Summary' data shows that the farm subsidy payment data for the calculation of the USDA farm subsidy total for 1995-2010 applies to 2004-2010. So, a calculation for financial compensation will need to consider the ruling date 06/2009.

4) 'Summary' data for Total USDA Subsidies 2010: \$207,402

IRS EO/BMF data (12/7/2009):

1) Name:

[Elk Ridge Farms Inc, PO Box 71, Galata, MT 59444-0071]

2) Employer Identification Number (EIN): 200570866

3) IRC Section: 501(d) Apostolic and religious organization

4) Ruling Date: 06/2009

Melissa Data (11/7/2009, 7/22/2011):

1) Name:

[Elk Ridge Farms Inc, PO Box 71, Galata, MT 59444-0071]

2) Tax I.D. Number: 200570866

3) IRS Subsection: 501(d) - A religious and apostolic association.

4) Exempt Since: 06-2009

Operating As: Farm as a tax-exempt nonprofit religious organization

List of Evidence for Farms as USDA farm subsidy recipients

(note: farm may be a Hutterite colony)

Subject: Elk Ridge Farms Inc, Galata, MT 59444

(note: name not confirmed as a Hutterite colony)

Location by State: Montana

Status: Confirmed as EO (Exempt Organization)

Topic: Conclusion, for Section LF

(page 2)

3:

Identification data:

Name: Elk Ridge Farms Inc, Galata, MT 59444

IRS EO/BMF data: Elk Ridge Farms Inc, PO Box 71, Galata, MT 59444-0071

4:

Recommendation:

> Step 1

Determine if organization is a Hutterite colony.

Name: Elk Ridge Farms Inc, Galata, MT 59444

Hutterite surnames found with USDA ownership shares data (2010):

[Hofer, Wipf, Wurz]

IRS EO/BMF data:

[Name: Elk Ridge Farms Inc, PO Box 71, Galata, MT 59444-0071]

[IRC Section: 501(d) Apostolic and religious organization]



EWG Farm Subsidy Database

Corporate Subsidy Recipients **1** to **1** of **1** in Montana

Business Name: **ELK RIDGE FARMS**

Rank	Name	Location	Subsidy Total 1995-2010
1	Elk Ridge Farms Inc	Galata, MT 59444	\$ 782,473.33

Note: The information on conservation spending for 2010 is incomplete due to missing data from USDA's Natural Resource Conservation Service. Payment data currently are not included for the Environmental Quality Incentives Program, but will be added once NRCS makes it available.

The information provided for the Wetland Reserve Program (WRP) provides an inaccurate picture of how WRP payments are distributed. USDA's Natural Resource Conservation Service uses title companies as intermediaries to finalize wetlands easements under the Wetlands Reserve Program. As a result, the data provided to us shows large sums of money going to these title companies. In reality, the payments are ultimately distributed to landowners participating in the WRP.

Unfortunately, NRCS has not provided the data to show where these farms and wetlands are located or which farmers or landowners are enrolling in the program, so EWG is unable to allocate these large sums of money to individuals beyond the title companies. Therefore, these companies skew the conservation rankings and payment concentration, which EWG cannot avoid unless and until NRCS makes available the additional farm attribution data. Therefore, we have not included WRP payments in the 2010 data update.

Finally, we have separated data on farm commodity, disaster and conservation payments in order to provide a more accurate picture of top recipients and concentration of payments among the three main categories of USDA programs.

USDA subsidy information for **Elk Ridge Farms Inc****Addresses on file with USDA for Elk Ridge Farms Inc**

USDA county office from which subsidies were paid:	Subsidy Payments 1995-2010	Most recent address on file in USDA county office
Liberty County, Montana	\$750,571	Elk Ridge Farms Inc Galata, MT 59444
Total	\$782,473	

Note: The information on conservation spending for 2010 is incomplete due to missing data from USDA's Natural Resource Conservation Service. Payment data currently are not included for the Environmental Quality Incentives Program, but will be added once NRCS makes it available.

The information provided for the Wetland Reserve Program (WRP) provides an inaccurate picture of how WRP payments are distributed. USDA's Natural Resource Conservation Service uses title companies as intermediaries to finalize wetlands easements under the Wetlands Reserve Program. As a result, the data provided to us shows large sums of money going to these title companies. In reality, the payments are ultimately distributed to landowners participating in the WRP.

Unfortunately, NRCS has not provided the data to show where these farms and wetlands are located or which farmers or landowners are enrolling in the program, so EWG is unable to allocate these large sums of money to individuals beyond the title companies. Therefore, these companies skew the conservation rankings and payment concentration, which EWG cannot avoid unless and until NRCS makes available the additional farm attribution data. Therefore, we have not included WRP payments in the 2010 data update.

Finally, we have separated data on farm commodity, disaster and conservation payments in order to provide a more accurate picture of top recipients and concentration of payments among the three main categories of USDA programs.

**Elk Ridge Farms Inc received payments totaling \$782,473 from 1995 through 2010**

Year	Conservation Subsidies	Disaster Subsidies	Commodity Subsidies	Total USDA Subsidies 1995-2010
1995	\$0	\$0	\$0	\$0
1996	\$0	\$0	\$0	\$0
1997	\$0	\$0	\$0	\$0
1998	\$0	\$0	\$0	\$0
1999	\$0	\$0	\$0	\$0
2000	\$0	\$0	\$0	\$0
2001	\$0	\$0	\$0	\$0
2002	\$0	\$0	\$0	\$0
2003	\$0	\$0	\$0	\$0
2004	\$47,031	\$0	\$63,037	\$110,068
2005	\$45,686	\$45,173	\$58,798	\$149,657
2006	\$49,999	\$0	\$45,672	\$95,671
2007	\$74,039	\$0	\$39,107	\$113,146
2008	\$0	\$37,062	\$39,107	\$76,169
2009	\$0	\$0	\$30,360	\$30,360
2010	\$0	\$100,000	\$107,402	\$207,402
Total	\$216,755	\$182,235	\$383,483	\$782,473

Crop Summary for Elk Ridge Farms Inc

Crop	Payments 1995-2010
Wheat Subsidies**	\$166,675
Barley Subsidies**	\$78,927
Canola Subsidies**	\$119

Note: The information on conservation spending for 2010 is incomplete due to missing data from USDA's Natural Resource Conservation Service. Payment data currently are not included for the Environmental Quality Incentives Program, but will be added once NRCS makes it available.

The information provided for the Wetland Reserve Program (WRP) provides an inaccurate picture of how WRP payments are distributed. USDA's Natural Resource Conservation Service uses title companies as intermediaries to finalize wetlands easements under the Wetlands Reserve Program. As a result, the data provided to us shows large sums of money going to these title companies. In reality, the payments are ultimately distributed to landowners participating in the WRP.

Unfortunately, NRCS has not provided the data to show where these farms and wetlands are located or which farmers or landowners are enrolling in the program, so EWG is unable to allocate these large sums of money to individuals beyond the title companies. Therefore, these companies skew the conservation rankings and payment concentration,



USDA subsidy information for Elk Ridge Farms Inc

Payment Breakdown

Subsidy Program	Total Payments 1995-2010
Total USDA - Subsidies	\$782,473
<i>Subtotal, Farming Subsidies</i>	\$383,483
<i>Subtotal, Conservation Programs</i>	\$216,755
<i>Subtotal, Disaster Payments</i>	\$182,235

Commodity subsidy breakdown

Subsidy Program	Total Payments 1995-2010
Subtotal, Farming Subsidies	\$383,483
<i>Total Direct Payments</i>	\$195,263
Direct Payment - Barley	\$36,271
Direct Payment - Canola	\$119
Direct Payment - Wheat	\$158,873
<i>Total Counter Cyclical Payments</i>	\$8,539
Counter Cyclical Payment - Barley	\$8,539
<i>Average Crop Revenue Election Program (ACRE)</i>	\$137,762
ACRE - Direct Payments	\$67,420
ACRE - Revenue Support	\$70,342
<i>Loan Deficiency Payments</i>	\$41,919
Loan Deficiency - Barley	\$34,117
Loan Deficiency - Wheat	\$7,802

Conservation subsidy breakdown

Subsidy Program	Total Payments 1995-2010
Subtotal, Conservation Programs	\$216,755
<i>Conservation Reserve Program</i>	\$184,853
CRP - Annual Land Rental	\$192,134
CRP - Haying / Grazing	\$-7,281
<i>Env. Quality Incentive Program</i>	\$31,902
EQIP - Regular	\$31,902

Disaster subsidy breakdown


Subsidy Program	Total Payments 1995-2010
Subtotal, Disaster Payments	\$182,235
<i>Supplemental Revenue Assistance Payments Program</i>	\$100,000
SURE - Program Payments	\$77,202
SURE - 2010 Recovery Act Payments for Crop Year 2008	\$22,798
<i>Misc. Disaster Payments</i>	\$82,235
Crop Disaster - Program	\$82,235

Note: The information on conservation spending for 2010 is incomplete due to missing data from USDA's Natural Resource Conservation Service. Payment data currently are not included for the Environmental Quality Incentives Program, but will be added once NRCS makes it available.

The information provided for the Wetland Reserve Program (WRP) provides an inaccurate picture of how WRP payments are distributed. USDA's Natural Resource Conservation Service uses title companies as intermediaries to finalize wetlands easements under the Wetlands Reserve Program. As a result, the data provided to us shows large sums of money going to these title companies. In reality, the payments are ultimately distributed to landowners participating in the WRP.

Unfortunately, NRCS has not provided the data to show where these farms and wetlands are located or which farmers or landowners are enrolling in the program, so EWG is unable to allocate these large sums of money to individuals beyond the title companies. Therefore, these companies skew the conservation rankings and payment concentration, which EWG cannot avoid unless and until NRCS makes available the additional farm attribution data. Therefore, we have not included WRP payments in the 2010 data update.

Finally, we have separated data on farm commodity, disaster and conservation payments in order to provide a more accurate picture of top recipients and concentration of payments among the three main categories of USDA programs.

USDA subsidy information for **Elk Ridge Farms Inc****Ownership shares for Elk Ridge Farms Inc**Pick year for ownership information 

USDA county office/Ownership:	Percentage Share*
Elk Ridge Farms Inc	
ownership information from 2010	
Liberty County, Montana	
Daniel J Wurz	N/A*
Katie J Hofer	N/A*
David D Hofer	N/A*
Rosa M Hofer	N/A*
Berta J Hofer	N/A*
Leonard J Wurz	N/A*
Elise R Wipf	N/A*
Micheal M Hofer	N/A*
Martha Hofer	N/A*
Michael J Hofer	N/A*
Joshua J Wurz	N/A*
Miriam D Hofer	N/A*
Rebecca D Hofer	N/A*
Michael D Hofer	N/A*
Susan L Wurz	N/A*
Adam J Wurz	N/A*
David D Hofer	N/A*
Cheyenne J Wurz	N/A*
USDA exempted entity from release	N/A*
USDA exempted entity from release	N/A*

* According to USDA percentage shares for ownership may not reflect share of subsidy payments. EWG review shows that share information on file with USDA may not always equal 100 percent. Most recent percentage share information is from 2008. Future release of this information was barred by law in the 2008 Farm Bill.

Note: The information on conservation spending for 2010 is incomplete due to missing data from USDA's Natural Resource Conservation Service. Payment data currently are not included for the Environmental Quality Incentives Program, but will be added once NRCS makes it available.

[illegible]


[Sign In](#) | [Cart](#) | [Newsletter](#)

1-800-MELISSA

[Products](#)[Solutions](#)[Downloads & Trials](#)[Support](#)[Resources](#)

|



Do you have recurring revenue?

Add Melissa Data Solutions to your product mix and grow your business

Start Growing

Nonprofit Organization Lookup

Enter a 5-digit ZIP Code, organization name or 9-digit Tax ID


ELK RIDGE FARMS INC	
In Care of Name	DAVID M HOFER
Address	PO BOX 71 GALATA, MT 59444-0071 MapG MapY MapV
IRS Subsection	501(d) - A religious and apostolic association.
Type of Organization	Corporation
Deductibility	Contributions are NOT deductible
Tax I.D. Number	200570866
Exempt Since	06-2009
Form 990 Requirement	Not required to file 990
Classification	Religion Related, Spiritual Development N.E.C.
Share with others information about this Nonprofit - like the web site, e-mail address, how to donate or any corrections to the data shown.	
<input type="button" value="Post a Message"/>	

Messages

[How Can We Improve this Lookup?](#) | [Email to a Friend](#) | [Lookups Forum](#) | [Terms of Use](#)



1-800-MELISSA

[Sign In](#) | [Cart](#) | [Newsletters](#) | [Search](#)
[Products](#)[Solutions](#)[Downloads & Trials](#)[Support](#)[Resources](#)[Lookups](#)[Contact Us](#)


Do you have recurring revenue?

Add Melissa Data Solutions to your product mix and grow your business

Start Growing

Nonprofit Organization Lookup

[Help](#)[Index](#)

Enter a 5-digit ZIP Code, organization name or 9-digit Tax ID



ELK RIDGE FARMS INC	
In Care of Name	DAVID M HOFER
Address	PO BOX 71 GALATA, MT 59444-0071 MapG MapY MapV
IRS Subsection	501(d) - A religious and apostolic association.
Type of Organization	Corporation
Deductibility	Contributions are NOT deductible
Tax I.D. Number	200570866
Exempt Since	06-2009
Form 990 Requirement	Not required to file 990
Classification	Religion Related, Spiritual Development N.E.C.
Share with others information about this Nonprofit - like the web site, e-mail address, how to donate or any corrections to the data shown.	
<input type="button" value="Post a Message"/>	

Messages

[How Can We Improve this Lookup?](#) | [Email to a Friend](#) | [Lookups Forum](#) | [Terms of Use](#)

MELISSA DATA[Sign In](#) | [Cart](#) | [Newsletters](#) | [Search](#)

1-800-MELISSA

[Products](#)[Solutions](#)[Downloads & Trials](#)[Support](#)[Resources](#)[Lookups](#)[Contact Us](#)**# Free Lookups**[Home](#) > [Lookups](#) > Nonprofit Organization Lookup[Help](#)Bud M Walker 123 Main St Mission Viejo CA 92681
bud@melissadata.com Melissa Data 9495895200Identity  Organize 
Name: Bud M Walker
Company: Melissa Data
Address: 123 Main St

Got a mess of data to organize so you can actually use it?

Start with RightFieldr. Done!

Free TrialEnter a 5-digit ZIP Code,
organization name or 9-digit Tax ID

Use this Lookup to:

- Find information on over 1.4 million registered nonprofit organizations in the United States
- Get organization name, assets, income, and IRS subsection
- Select organization for contact name and address, type of foundation and organization
- Get deductibility status, classification, Form 990, and more

ELK RIDGE FARMS INC

In Care of Name	DAVID M HOFER
	PO BOX 71
Address	GALATA, MT 59444-0071 MapG MapY MapV
IRS Subsection	501(d) - A religious and apostolic association.
Type of Organization	Corporation
Deductibility	Contributions are NOT deductible
Tax I.D. Number	200570866
Exempt Since	06-2009
Form 990 Requirement	Not required to file 990
Classification	Religion Related, Spiritual Development N.E.C.

Share with others information about this Nonprofit - like the web site, e-mail address, how to donate or any corrections to the data shown.

Messages[How Can We Improve this Lookup?](#) | [Send to a Friend](#) | [Lookups Forum](#) | [Terms of Use](#)

Contact Information for Farms as USDA farm subsidy recipients
Subject: Elk Ridge Farms Inc, Galata, MT 59444
(note: name not confirmed as a Hutterite colony)

> Contact Information

1) IRS data

Address:

Elk Ridge Farms Inc
PO Box 71
Galata, MT 59444-0071

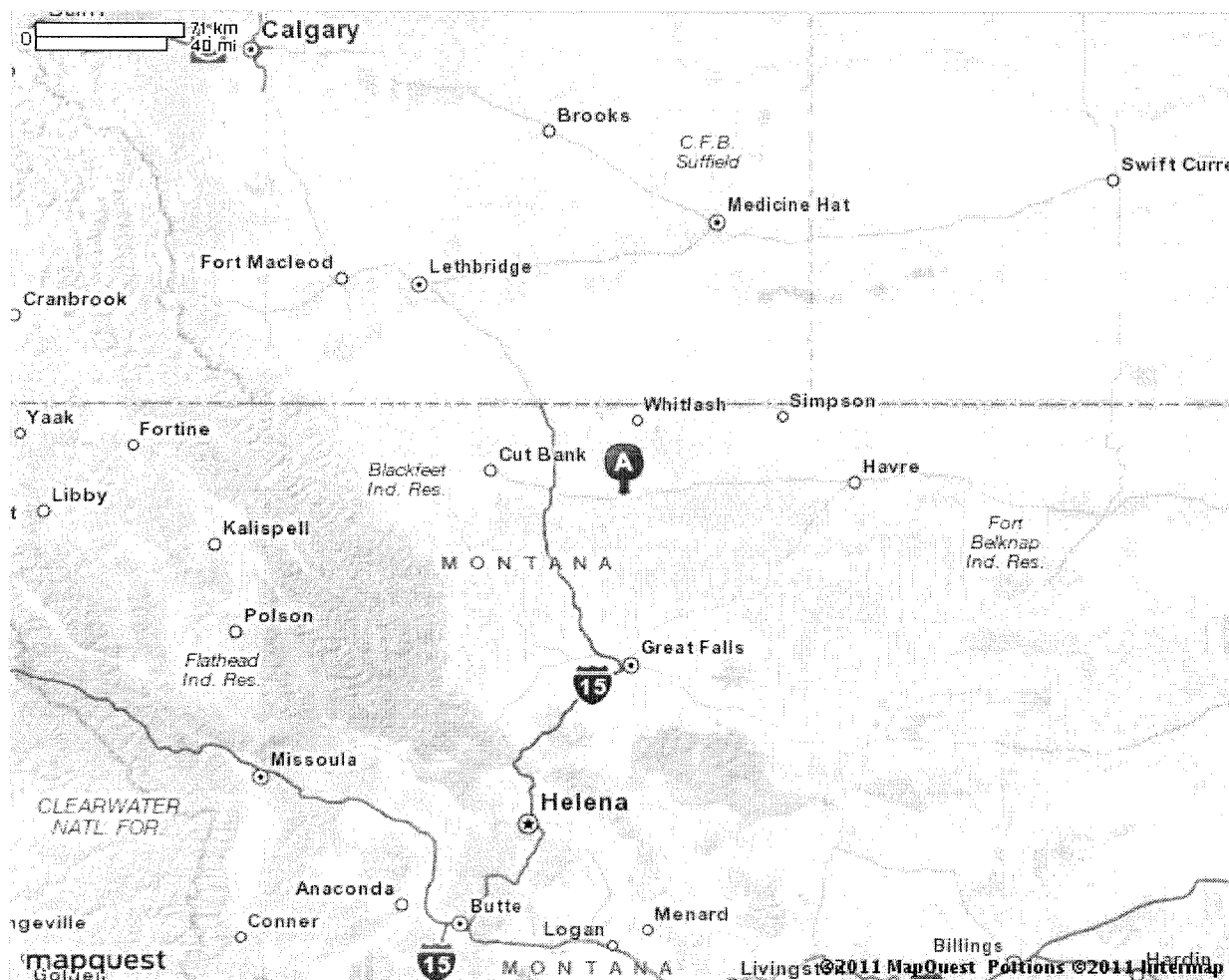
Address verification results from [www.melissadata.com]:

1) For (1) IRS data: address verified

x

MAPQUEST.**Map of Galata, MT**

Notes

All rights reserved. Use subject to License/Copyright | [Map Legend](#)

Directions and maps are informational only. We make no warranties on the accuracy of their content, road conditions or route usability or expeditiousness. You assume all risk of use. MapQuest and its suppliers shall not be liable to you for any loss or delay resulting from your use of MapQuest. Your use of MapQuest means you agree to our [Terms of Use](#)

List of Evidence for Farms as USDA farm subsidy recipients
(note: farm may be a Hutterite colony)
Subject: Flat Creek Farms Inc, Wolf Creek, MT 59648
Location by State: Montana
Form and Version of Evidence: Original Evidence (Long Form)
Timeframe of Evidence as Webpages: 2009-2011
Topic: Original Evidence (Long Form) includes Findings and Conclusion

Section LF. List of Evidence (original evidence, long form)

- 1) EWG dataset (7/22/2011) for data 1995-2010 from [<http://farm.ewg.org/>]
 - a) 'Search Result' webpage
URL: [<http://farm.ewg.org/addrsearch.php?s=yup&stab=US&zip=&last=&first=&stab=AL&fulln...>]
 - b) 'Farm Location(s)' webpage
URL: [<http://farm.ewg.org/persondetail.php?custnumber=A11339139&summlevel=address>]
 - c) 'Summary' webpage(s)
URL: [<http://farm.ewg.org/persondetail.php?custnumber=A11339139>]
 - d) 'Programs' webpage(s)
URL: [<http://farm.ewg.org/persondetail.php?custnumber=A11339139&summlevel=detail>]
 - e) 'Ownership Interest(s)' webpage(s)
URL: [<http://farm.ewg.org/persondetail.php?custnumber=A11339139&summlevel=whois>]
Data:
 - 1) Hutterite surnames found with USDA ownership shares data (2010):
[Kleinsasser, Wipf]
(note: for verification of Hutterite surnames refer to the webpage 'Surnames of Founding Families' at [<http://www.feefhs.org/links/hutterites/surnames.html>])
- 2) IRS Exempt Organization (EO) data webpage(s) from [www.irs.gov]
EO File URL: [<http://www.irs.gov/taxstats/charitablestats/article/0,,id=97186,00.html>]
EO File Date: (12/7/2009 is date EO file was downloaded from IRS website to CD)
- 3) Melissa Data webpage(s) (11/9/2009) and (7/22/2011) from [www.melissadata.com]
URL (11/9/2009): [<http://www.melissadata.com/lookups/np.asp?ein=810532069>]
URL (7/22/2011): [<http://www.melissadata.com/lookups/np.asp?ein=810532069>]
- 4) Manta data webpage(s) from [www.manta.com]
URL: (evidence not included)
- 5) Hutterite Directory webpage(s)
From [www.cedrontech.com], or link from [www.hutterites.org]
URL: (evidence not included)
- 6) Contact Information page(s)
- 7) MapQuest webpage(s) (7/22/2011) from [www.mapquest.com]

List of Evidence for Farms as USDA farm subsidy recipients

(note: farm may be a Hutterite colony)

Subject: Flat Creek Farms Inc, Wolf Creek, MT 59648

Location by State: Montana

Topic: Findings, for Section LF

(page 1)

Findings (for Section LF):

1:

Flat Creek Farms Inc cannot be confirmed as a Hutterite colony and member of the Hutterian Brethren Church due to a lack of evidence. Hutterite surnames are found at Flat Creek Farms Inc. Data for Flat Creek Farms Inc for ID as a Hutterite colony:

1) Name: Flat Creek Farms Inc, Wolf Creek, MT 59648

2) Hutterite surnames found with USDA ownership shares data (2010): Kleinsasser, Wipf (note: for verification of Hutterite surnames refer to the webpage 'Surnames of Founding Families' at [<http://www.feefhs.org/links/hutterites/surnames.html>])

3) IRS EO/BMF data:

a) Name: Flat Creek Farms Inc, Wolf Creek, MT 59648-0138

b) IRC Section:

1) IRM Table: 501(d) Apostolic and religious organization

2) SOI Table: 501(d) Apostolic and Religious Org.

2(a):

IRS EO/BMF data found and the organization name and location are the same as the USDA business name and location.

USDA Business Name and Location:

[Flat Creek Farms Inc, Wolf Creek, MT 59648]

IRS Organization Name and Location:

[Flat Creek Farms Inc, Wolf Creek, MT 59648-0138]

The IRC section is '501(d) Apostolic and religious organization' and the ruling date is 05/2009. Flat Creek Farms Inc, Wolf Creek, MT 59648, is confirmed as a tax-exempt nonprofit religious organization during the timeframe 1995-2010 when the organization received USDA farm subsidies.

2(b):

'Summary' data shows that the farm subsidy payment data for the calculation of the USDA farm subsidy total for 1995-2010 applies to 2000-2010.

3:

Comparison of IRS EO/BMF data with Melissa Data data:

[Data Date: (IRS 12/7/2009), (Melissa Data 11/9/2009, 7/22/2011)]

[Data: EIN, Organization Name, Location by State, IRC Section, Ruling Date]

[810532069, Flat Creek Farms Inc, MT, 501(d), 05/2009 = IRS]

[810532069, Flat Creek Farms Inc, MT, 501(d), 05-2009 = Melissa Data (11/9/2009)]

[810532069, Flat Creek Farms Inc, MT, 501(d), 05-2009 = Melissa Data (7/22/2011)]

Comparison of data demonstrates all data is the same basic data.

List of Evidence for Farms as USDA farm subsidy recipients

(note: farm may be a Hutterite colony)

Subject: Flat Creek Farms Inc, Wolf Creek, MT 59648

Location by State: Montana

Topic: Findings, for Section LF

(page 2)

4:

IRS EO/BMF data indicates the organization is not required to file Form 990. Data from Melissa Data for the same organization indicates the organization is not required to file Form 990. The organization is classified as IRC section 501(d) and files Form 1065 so the data for Form 990 is correct.

5:

Dataset for timeframe 1995-2010:

Identity of USDA farm subsidy recipient:

[Flat Creek Farms Inc, Wolf Creek, MT 59648]

USDA farm subsidy total:

- 1) Subsidy Total 1995-2010: \$801,734.13 (note: exact calculation)
- 2) Subsidy Payments 1995-2010 Total: \$801,734 (note: rounded off calculation)
- 3) 'Summary' data shows that the farm subsidy payment data for the calculation of the USDA farm subsidy total for 1995-2010 applies to 2000-2010. So, a calculation for financial compensation will need to consider the ruling date 05/2009.
- 4) 'Summary' data for Total USDA Subsidies 2010: \$148,810

IRS EO/BMF data (12/7/2009):

1) Name:

[Flat Creek Farms Inc, PO Box 138, Wolf Creek, MT 59648-0138]

2) Employer Identification Number (EIN): 810532069

3) IRC Section: 501(d) Apostolic and religious organization

4) Ruling Date: 05/2009

Melissa Data (11/9/2009, 7/22/2011):

1) Name:

[Flat Creek Farms Inc, PO Box 138, Wolf Creek, MT 59648-0138]

2) Tax I.D. Number: 810532069

3) IRS Subsection: 501(d) - A religious and apostolic association.

4) Exempt Since: 05-2009

Operating As: Farm as a tax-exempt nonprofit religious organization

List of Evidence for Farms as USDA farm subsidy recipients

(note: farm may be a Hutterite colony)

Subject: Flat Creek Farms Inc, Wolf Creek, MT 59648

(note: name not confirmed as a Hutterite colony)

Location by State: Montana

Status: Confirmed as EO (Exempt Organization)

Topic: Conclusion, for Section LF

(page 1)

Conclusion (for Section LF):

1(a):

Flat Creek Farms Inc, Wolf Creek, MT 59648, is confirmed as a tax-exempt nonprofit religious organization during the timeframe 1995-2010 when the organization received USDA farm subsidies. The organization's IRC section is '501(d) Apostolic and religious organization' and the ruling date is 05/2009.

1(b):

'Summary' data shows that the farm subsidy payment data for the calculation of the USDA farm subsidy total for 1995-2010 applies to 2000-2010.

2:

Dataset for timeframe 1995-2010:

Identity of USDA farm subsidy recipient:

[Flat Creek Farms Inc, Wolf Creek, MT 59648]

USDA farm subsidy total:

- 1) Subsidy Total 1995-2010: \$801,734.13 (note: exact calculation)
- 2) Subsidy Payments 1995-2010 Total: \$801,734 (note: rounded off calculation)
- 3) 'Summary' data shows that the farm subsidy payment data for the calculation of the USDA farm subsidy total for 1995-2010 applies to 2000-2010. So, a calculation for financial compensation will need to consider the ruling date 05/2009.
- 4) 'Summary' data for Total USDA Subsidies 2010: \$148,810

IRS EO/BMF data (12/7/2009):

1) Name:

[Flat Creek Farms Inc, PO Box 138, Wolf Creek, MT 59648-0138]

2) Employer Identification Number (EIN): 810532069

3) IRC Section: 501(d) Apostolic and religious organization

4) Ruling Date: 05/2009

Melissa Data (11/9/2009, 7/22/2011):

1) Name:

[Flat Creek Farms Inc, PO Box 138, Wolf Creek, MT 59648-0138]

2) Tax I.D. Number: 810532069

3) IRS Subsection: 501(d) - A religious and apostolic association.

4) Exempt Since: 05-2009

Operating As: Farm as a tax-exempt nonprofit religious organization

List of Evidence for Farms as USDA farm subsidy recipients

(note: farm may be a Hutterite colony)

Subject: Flat Creek Farms Inc, Wolf Creek, MT 59648

(note: name not confirmed as a Hutterite colony)

Location by State: Montana

Status: Confirmed as EO (Exempt Organization)

Topic: Conclusion, for Section LF

(page 2)

3:

Identification data:

Name: Flat Creek Farms Inc, Wolf Creek, MT 59648

IRS EO/BMF data: Flat Creek Farms Inc, PO Box 138, Wolf Creek, MT 59648-0138

4:

Recommendation:

> Step 1

Determine if organization is a Hutterite colony.

Name: Flat Creek Farms Inc, Wolf Creek, MT 59648

Hutterite surnames found with USDA ownership shares data (2010): Kleinsasser, Wipf

IRS EO/BMF data:

[Name: Flat Creek Farms Inc, PO Box 138, Wolf Creek, MT 59648-0138]

[IRC Section: 501(d) Apostolic and religious organization]



EWG Farm Subsidy Database

Corporate Subsidy Recipients **1** to **1** of **1** in Montana

Business Name: **FLAT CREEK FARMS**

Rank	Name	Location	Subsidy Total 1995-2010
1	Flat Creek Farms Inc	Wolf Creek, MT 59648	\$ 801,734.13

Note: The information on conservation spending for 2010 is incomplete due to missing data from USDA's Natural Resource Conservation Service. Payment data currently are not included for the Environmental Quality Incentives Program, but will be added once NRCS makes it available.

The information provided for the Wetland Reserve Program (WRP) provides an inaccurate picture of how WRP payments are distributed. USDA's Natural Resource Conservation Service uses title companies as intermediaries to finalize wetlands easements under the Wetlands Reserve Program. As a result, the data provided to us shows large sums of money going to these title companies. In reality, the payments are ultimately distributed to landowners participating in the WRP.

Unfortunately, NRCS has not provided the data to show where these farms and wetlands are located or which farmers or landowners are enrolling in the program, so EWG is unable to allocate these large sums of money to individuals beyond the title companies. Therefore, these companies skew the conservation rankings and payment concentration, which EWG cannot avoid unless and until NRCS makes available the additional farm attribution data. Therefore, we have not included WRP payments in the 2010 data update.

Finally, we have separated data on farm commodity, disaster and conservation payments in order to provide a more accurate picture of top recipients and concentration of payments among the three main categories of USDA programs.



USDA subsidy information for **Flat Creek Farms Inc**

Addresses on file with USDA for Flat Creek Farms Inc

USDA county office from which subsidies were paid:	Subsidy Payments 1995-2010	Most recent address on file in USDA county office
Lewis and Clark County, Montana	\$801,734	Flat Creek Farms Inc Wolf Creek, MT 59648
Total	\$801,734	

Note: The information on conservation spending for 2010 is incomplete due to missing data from USDA's Natural Resource Conservation Service. Payment data currently are not included for the Environmental Quality Incentives Program, but will be added once NRCS makes it available.

The information provided for the Wetland Reserve Program (WRP) provides an inaccurate picture of how WRP payments are distributed. USDA's Natural Resource Conservation Service uses title companies as intermediaries to finalize wetlands easements under the Wetlands Reserve Program. As a result, the data provided to us shows large sums of money going to these title companies. In reality, the payments are ultimately distributed to landowners participating in the WRP.

Unfortunately, NRCS has not provided the data to show where these farms and wetlands are located or which farmers or landowners are enrolling in the program, so EWG is unable to allocate these large sums of money to individuals beyond the title companies. Therefore, these companies skew the conservation rankings and payment concentration, which EWG cannot avoid unless and until NRCS makes available the additional farm attribution data. Therefore, we have not included WRP payments in the 2010 data update.

Finally, we have separated data on farm commodity, disaster and conservation payments in order to provide a more accurate picture of top recipients and concentration of payments among the three main categories of USDA programs.



Flat Creek Farms Inc received payments totaling \$801,734 from 1995 through 2010

Year	Conservation Subsidies	Disaster Subsidies	Commodity Subsidies	Total USDA Subsidies 1995-2010
1995	\$0	\$0	\$0	\$0
1996	\$0	\$0	\$0	\$0
1997	\$0	\$0	\$0	\$0
1998	\$0	\$0	\$0	\$0
1999	\$0	\$0	\$0	\$0
2000	\$0	\$0	\$103,044	\$103,044
2001	\$0	\$50,993	\$97,024	\$148,017
2002	\$0	\$0	\$39,929	\$39,929
2003	\$0	\$0	\$44,061	\$44,061
2004	\$0	\$16,887	\$75,730	\$92,617
2005	\$0	\$21,277	\$65,892	\$87,169
2006	\$0	\$0	\$44,143	\$44,143
2007	\$0	\$0	\$36,860	\$36,860
2008	\$0	\$1,063	\$36,860	\$37,923
2009	\$0	\$0	\$19,160	\$19,160
2010	\$0	\$100,000	\$48,810	\$148,810
Total	\$0	\$190,220	\$611,514	\$801,734

Crop Summary for Flat Creek Farms Inc

Crop	Payments 1995-2010
Wheat Subsidies**	\$417,829
Barley Subsidies**	\$110,558
Livestock Subsidies	\$18,328
Sheep Meat Subsidies	\$6,930
Canola Subsidies**	\$4,679
Wool Subsidies	\$3,046
Oat Subsidies**	\$117

Note: The information on conservation spending for 2010 is incomplete due to missing data from USDA's Natural Resource Conservation Service. Payment data currently are not included for the Environmental Quality Incentives Program, but will be added once NRCS makes it available.

USDA subsidy information for **Flat Creek Farms Inc****Payment Breakdown**

Subsidy Program	Total Payments 1995-2010
Total USDA - Subsidies	\$801,734
<i>Subtotal, Farming Subsidies</i>	\$611,514
<i>Subtotal, Disaster Payments</i>	\$190,220

Commodity subsidy breakdown

Subsidy Program	Total Payments 1995-2010
Subtotal, Farming Subsidies	\$611,514
<i>Total Direct Payments</i>	\$233,791
Direct Payment - Barley	\$19,768
Direct Payment - Oats	\$81
Direct Payment - Wheat	\$213,942
<i>Total Counter Cyclical Payments</i>	\$4,120
Counter Cyclical Payment - Barley	\$4,120
<i>Average Crop Revenue Election Program (ACRE)</i>	\$67,970
ACRE - Direct Payments	\$38,320
ACRE - Revenue Support	\$29,650
<i>Production Flexibility Contracts</i>	\$119,929
Production Flexibility - Barley	\$7,271
Production Flexibility - Oats	\$36
Production Flexibility - Wheat	\$112,622
<i>Mkt. Loss Asst. - Commodity Crops</i>	\$80,000
Market Loss Assistance - Wheat	\$80,000
<i>Oilseed Program</i>	\$2,396
Oilseed Program - Canola	\$2,396
<i>Loan Deficiency Payments</i>	\$94,491
Loan Deficiency - Barley	\$79,399
Loan Deficiency - Canola Oil	\$2,283
Loan Deficiency - Wheat	\$9,764
Loan Deficiency - Wool	\$3,046
<i>Total Lamb Payments</i>	\$6,930
Lamb Meat Adjustment - Ewe	\$3,420

Lamb Meat Adjustment - Ewe Lamb Replacement And Retention	\$3,510
<i>Misc. Farm - Subsidies</i>	\$385
Interest Penalty Payments	\$385
<i>Hard Winter Wheat Incentive Program</i>	\$1,501
Hard Winter Wheat Incentive Payment	\$1,501

Disaster subsidy breakdown

Subsidy Program	Total Payments 1995-2010
Subtotal, Disaster Payments	\$190,220
<i>Supplemental Revenue Assistance Payments Program</i>	\$100,000
SURE - Program Payments	\$80,765
SURE - 2010 Recovery Act Payments for Crop Year 2008	\$19,235
<i>Misc. Disaster Payments</i>	\$71,892
Crop Disaster - Program	\$59,802
Quality Losses Program	\$12,090
<i>Livestock Disaster / Emergency</i>	\$18,328
Emergency Livestock Feed Assistance	\$18,328

Note: The information on conservation spending for 2010 is incomplete due to missing data from USDA's Natural Resource Conservation Service. Payment data currently are not included for the Environmental Quality Incentives Program, but will be added once NRCS makes it available.

The information provided for the Wetland Reserve Program (WRP) provides an inaccurate picture of how WRP payments are distributed. USDA's Natural Resource Conservation Service uses title companies as intermediaries to finalize wetlands easements under the Wetlands Reserve Program. As a result, the data provided to us shows large sums of money going to these title companies. In reality, the payments are ultimately distributed to landowners participating in the WRP.

Unfortunately, NRCS has not provided the data to show where these farms and wetlands are located or which farmers or landowners are enrolling in the program, so EWG is unable to allocate these large sums of money to individuals beyond the title companies. Therefore, these companies skew the conservation rankings and payment concentration, which EWG cannot avoid unless and until NRCS makes available the additional farm attribution data. Therefore, we have not included WRP payments in the 2010 data update.

Finally, we have separated data on farm commodity, disaster and conservation payments in order to provide a more accurate picture of top recipients and concentration of payments among the three main categories of USDA programs.

USDA subsidy information for **Flat Creek Farms Inc****Ownership shares for Flat Creek Farms Inc**

Pick year for ownership information

USDA county office/Ownership:	Percentage Share*
Flat Creek Farms Inc ownership information from 2010 Lewis and Clark County, Montana	
Edward P Wipf	N/A*
Paul P Wipf	N/A*
Mary J Wipf	N/A*
Paul E Wipf	N/A*
John E Wipf	N/A*
Susie P Wipf	N/A*
Phillip A Wipf	N/A*
Judith P Wipf	N/A*
Theodore P Kleinsasser	N/A*
Martin E Wipf	N/A*
Susanna A Kleinsasser	N/A*
Linda M Wipf	N/A*
Susanna M Wipf	N/A*
William W Kleinsasser	N/A*
Amos A Wipf	N/A*
Rebecca T Kleinsasser	N/A*
Susanna P Wipf	N/A*
Daniel M Wipf	N/A*
Brenda M Wipf	N/A*
Joann P Wipf	N/A*
Theodore T Kleinsasser	N/A*
Tylor T Kleinsasser	N/A*
Rachel P Wipf	N/A*
Marianne T Kleinsasser	N/A*
Mark P Wipf	N/A*
Pauline P Wipf	N/A*

<u>Jolene A Wipf</u>	N/A*
<u>Tamara P Wipf</u>	N/A*
<u>Jadon A Wipf</u>	N/A*
<u>Maria A Wipf</u>	N/A*
<u>Amy T Kleinsasser</u>	N/A*
<u>Elizabeth P Wipf</u>	N/A*
<u>Kobe W Kleinsasser</u>	N/A*
<u>Michaela P Wipf</u>	N/A*
<u>Titus W Kleinsasser</u>	N/A*

* According to USDA percentage shares for ownership may not reflect share of subsidy payments. EWG review shows that share information on file with USDA may not always equal 100 percent. Most recent percentage share information is from 2008. Future release of this information was barred by law in the 2008 Farm Bill.

Note: The information on conservation spending for 2010 is incomplete due to missing data from USDA's Natural Resource Conservation Service. Payment data currently are not included for the Environmental Quality Incentives Program, but will be added once NRCS makes it available.

The information provided for the Wetland Reserve Program (WRP) provides an inaccurate picture of how WRP payments are distributed. USDA's Natural Resource Conservation Service uses title companies as intermediaries to finalize wetlands easements under the Wetlands Reserve Program. As a result, the data provided to us shows large sums of money going to these title companies. In reality, the payments are ultimately distributed to landowners participating in the WRP.

Unfortunately, NRCS has not provided the data to show where these farms and wetlands are located or which farmers or landowners are enrolling in the program, so EWG is unable to allocate these large sums of money to individuals beyond the title companies. Therefore, these companies skew the conservation rankings and payment concentration, which EWG cannot avoid unless and until NRCS makes available the additional farm attribution data. Therefore, we have not included WRP payments in the 2010 data update.

Finally, we have separated data on farm commodity, disaster and conservation payments in order to provide a more accurate picture of top recipients and concentration of payments among the three main categories of USDA programs.

810434995FISHER RIVER VOLUNTEER FIRE COMPANY		
70 W CAMP RD	LIBBY	MT59923-859400000431
19890410040700000010100000020080654010	0600000005115490000000315468	
0000000307603		
810402171FISHING OUTFITTERS ASSOCIATION OF MONTANA INC		
PO BOX 67	GALLATIN GTWY	MT59730-006700000632
19820520037920235050100000020081233010	1200000000425050000000071409	
0000000071409		
810493509FISHTAIL COMMUNITY COUNCIL		
PO BOX 11	FISHTAIL	MT59028-001100000331
19941011599426900010100000020081200020	12000000000000000000000000000000	
00000000000000 S20		
262417805FITCH FOUNDATION		
BRENDA ROSE	PO BOX 108	GLENDIVE
MT59330-010800000331	20090311500000000010100000020081233010	
120000000002814500000000040458	0000000031166 N32	
810509946FIVE RIVERS FESTIVAL		
FIVE RIVERS FESTIVAL	PO BOX 363	STEVENSVILLE
MT59870-036300000331	19980311599411900010100000020090600020	
06000000000000000000000000000000	00000000000000 A33	
810393743FIVE VALLEY LUTHERAN RETIREMENT CENTER		
21 VIRGINIA DR	MISSOULA	MT59803-123300000331
19940911515338200010100000020071200020	12000000000000000000000000000000	
00000000000000		
810478597FIVE VALLEYS ARCHERY CLUB		
PO BOX 5083	MISSOULA	MT59806-508300000433
19940320031700000013200000020011200020	12000000000000000000000000000000	
00000000000000	CO WAYNE J BENSON TRE	
810382232FIVE VALLEYS AUDUBON SOCIETY		
PO BOX 8425	MISSOULA	MT59807-842500000332
19790611635035499550100000020080600020	06000000000000000000000000000000	
00000000000000		
237424643FIVE VALLEYS BURIAL MEMORIAL ASSOCIATION INC		
405 UNIVERSITY AVE	MISSOULA	MT59801-443700000433
19750420012500000010100000020081200020	12000000000000000000000000000000	
00000000000000		
810402100FIVE VALLEYS CRIME STOPPERS PROGRAM INC		
PO BOX 5556	MISSOULA	MT59806-555600000331
19821011542940656110100000020090333010	0300000000525890000000061046	
0000000009060 I20Z		
237182055FIVE VALLEYS LAND TRUST INC		
PO BOX 8953	MISSOULA	MT59807-895300000331
19720811635291500010100000020081266010	1200000041300320000002902107	
0000001705305 C340		
810537519FLADMO FAMILY FOUNDATION		
ROBERT D FLADMO	418 COOKE ST	GLENDIVE
MT59330-202300000331	20010810400000000010100000020071043001	
10000000031585300000000078520	T22	
810544296FLAKESGIVING FUND INC		
MARK WILSON	2725 CASS LN	BILLINGS
MT59105-600900000331	20011011500000000010100000020081243010	
1200000002730550000000083414	0000000083414 P20	
810532069FLAT CREEK FARMS INC		
PO BOX 138	WOLF CREEK	MT59648-013800004031
200905200000000000101000000	00000 12	
X99		



1-800-MELISSA

[Products](#)[Solutions](#)[Downloads & Trials](#)[Support](#)[Resources](#)

Buy Mailing Lists On-line in Minutes

Get FREE counts, then order and download

- Occupant lists
- Business lists
- Residential lists
- New homeowners lists

[Download](#)

Nonprofit Organization Lookup

Enter a 5-digit ZIP Code, organization name or 9-digit Tax ID

[Submit](#)

FLAT CREEK FARMS INC	
Address	PO BOX 138 WOLF CREEK, MT 59648-0138 MapG MapY MapV
IRS Subsection	501(d) - A religious and apostolic association.
Type of Organization	Corporation
Deductibility	Contributions are NOT deductible
Tax I.D. Number	810532069
Exempt Since	05-2009
Form 990 Requirement	Not required to file 990
Classification	Religion Related, Spiritual Development N.E.C.
Share with others information about this Nonprofit - like the web site, e-mail address, how to donate or any corrections to the data shown.	
Post a Message	

Messages

[How Can We Improve this Lookup?](#) | [Email to a Friend](#) | [Lookups Forum](#) | [Terms of Use](#)



1-800-MELISSA

Sign In | Cart | Newsletters | Search

Products Solutions

Downloads & Trials

Support

Resources

Lookups

Contact Us

Buy Mailing Lists On-line in Minutes

Get **FREE** counts, then order and download

- Occupant lists
- Residential lists
- Business lists
- New homeowners lists

[Download](#)

Nonprofit Organization Lookup

[Help](#)
[Index](#)

Enter a 5-digit ZIP Code, organization name or 9-digit Tax ID

FLAT CREEK FARMS INC	
Address	PO BOX 138 WOLF CREEK, MT 59648-0138 MapG MapY MapV
IRS Subsection	501(d) - A religious and apostolic association.
Type of Organization	Corporation
Deductibility	Contributions are NOT deductible
Tax I.D. Number	810532069
Exempt Since	05-2009
Form 990 Requirement	Not required to file 990
Classification	Religion Related, Spiritual Development N.E.C.
Share with others information about this Nonprofit - like the web site, e-mail address, how to donate or any corrections to the data shown.	
<input type="button" value="Post a Message"/>	

Messages

[How Can We Improve this Lookup?](#) | [Email to a Friend](#) | [Lookups Forum](#) | [Terms of Use](#)

MELISSA DATA[Sign In](#) | [Cart](#) | [Newsletters](#) | [Search](#)

1-800-MELISSA

[Products](#)[Solutions](#)[Downloads & Trials](#)[Support](#)[Resources](#)[Lookups](#)[Contact Us](#)**Free Lookups**[Home](#) > [Lookups](#) > Nonprofit Organization Lookup[Help](#)

Get accurate location-based intelligence
on 95% of all U.S. rooftops.

GeoCoderObject
with GeoPoints

Get a 30-day FREE trial.

Enter a 5-digit ZIP Code,
organization name or 9-digit Tax ID

Use this Lookup to:

- Find information on over 1.4 million registered nonprofit organizations in the United States
- Get organization name, assets, income, and IRS subsection
- Select organization for contact name and address, type of foundation and organization
- Get deductibility status, classification, Form 990, and more

FLAT CREEK FARMS INC**PO BOX 138****Address** **WOLF CREEK, MT 59648-0138**[MapG](#) [MapY](#) [MapV](#)**IRS Subsection** **501(d) - A religious and apostolic association.****Type of Organization** **Corporation****Deductibility** **Contributions are NOT deductible****Tax I.D. Number** **810532069****Exempt Since** **05-2009****Form 990 Requirement** **Not required to file 990****Classification** **Religion Related, Spiritual Development N.E.C.**

Share with others information about this Nonprofit - like the web site, e-mail address, how to donate or any corrections to the data shown.

[Messages](#)[How Can We Improve this Lookup?](#) | [Send to a Friend](#) | [Lookups Forum](#) | [Terms of Use](#)

Contact Information for Farms as USDA farm subsidy recipients

Subject: Flat Creek Farms Inc, Wolf Creek, MT 59648

(note: name not confirmed as a Hutterite colony)

> Contact Information

1) IRS data

Address:

Flat Creek Farms Inc

PO Box 138

Wolf Creek, MT 59648-0138

Address verification results from [www.melissadata.com]:

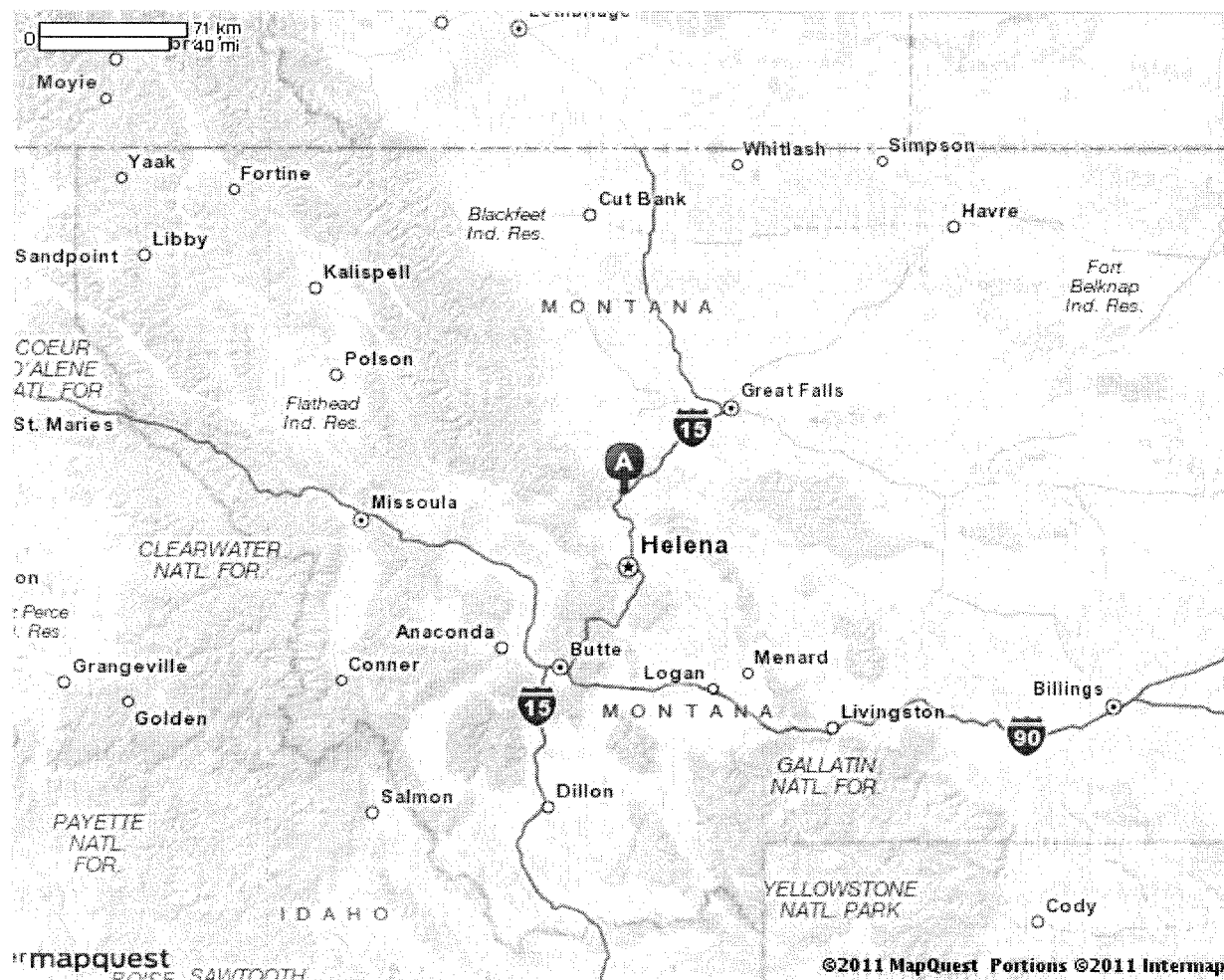
1) For (1) IRS data: address verified



MAPQUEST

Map of Wolf Creek, MT

Notes



All rights reserved. Use subject to License/Copyright | [Map Legend](#)

Directions and maps are informational only. We make no warranties on the accuracy of their content, road conditions or route usability or expeditiousness. You assume all risk of use. MapQuest and its suppliers shall not be liable to you for any loss or delay resulting from your use of MapQuest. Your use of MapQuest means you agree to our [Terms of Use](#)

List of Evidence for Farms as USDA farm subsidy recipients
(note: farm may be a Hutterite colony)
Subject: Gilham Creek Farm Inc, Cut Bank, MT 59427
Location by State: Montana
Form and Version of Evidence: Original Evidence (Long Form)
Timeframe of Evidence as Webpages: 2009-2011
Topic: Original Evidence (Long Form) includes Findings and Conclusion

Section LF. List of Evidence (original evidence, long form)

- 1) EWG dataset (7/22/2011) for data 1995-2010 from [<http://farm.ewg.org/>]
 - a) 'Search Result' webpage
URL: [<http://farm.ewg.org/addrsearch.php?s=yup&stab=US&zip=&last=&first=&stab=AL&fulln...>]
 - b) 'Farm Location(s)' webpage
URL: [<http://farm.ewg.org/persondetail.php?custnumber=A11266175&summlevel=address>]
 - c) 'Summary' webpage(s)
URL: [<http://farm.ewg.org/persondetail.php?custnumber=A11266175>]
 - d) 'Programs' webpage(s)
URL: [<http://farm.ewg.org/persondetail.php?custnumber=A11266175&summlevel=detail>]
 - e) 'Ownership Interest(s)' webpage(s)
URL: [<http://farm.ewg.org/persondetail.php?custnumber=A11266175&summlevel=whois>]
Data:
 - 1) Hutterite surnames found with USDA ownership shares data (2010):
[Hofer, Kleinsasser, Wipf]
(note: for verification of Hutterite surnames refer to the webpage 'Surnames of Founding Families' at [<http://www.feefhs.org/links/hutterites/surnames.html>])
- 2) IRS Exempt Organization (EO) data webpage(s) from [www.irs.gov]
EO File URL: [<http://www.irs.gov/taxstats/charitablestats/article/0,,id=97186,00.html>]
EO File Date: (12/7/2009 is date EO file was downloaded from IRS website to CD)
- 3) Melissa Data webpage(s) (11/9/2009) and (7/22/2011) from [www.melissadata.com]
URL (11/9/2009): [<http://www.melissadata.com/lookups/np.asp?ein=810531755>]
URL (7/22/2011): [<http://www.melissadata.com/lookups/np.asp?ein=810531755>]
- 4) Manta data webpage(s) from [www.manta.com]
URL: (evidence not included)
- 5) Hutterite Directory webpage(s)
From [www.cedrontech.com], or link from [www.hutterites.org]
URL: (evidence not included)
- 6) Contact Information page(s)
- 7) MapQuest webpage(s) (7/22/2011) from [www.mapquest.com]

List of Evidence for Farms as USDA farm subsidy recipients

(note: farm may be a Hutterite colony)

Subject: Gilham Creek Farm Inc, Cut Bank, MT 59427

Location by State: Montana

Topic: Findings, for Section LF

(page 1)

Findings (for Section LF):

1:

Gilham Creek Farm Inc cannot be confirmed as a Hutterite colony and member of the Hutterian Brethren Church due to a lack of evidence. Hutterite surnames are found at Gilham Creek Farm Inc.

Data for Gilham Creek Farm Inc for ID as a Hutterite colony:

1) Name: Gilham Creek Farm Inc, Cut Bank, MT 59427

2) Hutterite surnames found with USDA ownership shares data (2010): Hofer, Kleinsasser, Wipf (note: for verification of Hutterite surnames refer to the webpage 'Surnames of Founding Families' at [<http://www.feefhs.org/links/hutterites/surnames.html>])

3) IRS EO/BMF data:

a) Name: Gilham Creek Farm Inc, Cut Bank, MT 59427-0818

b) IRC Section:

1) IRM Table: 501(d) Apostolic and religious organization

2) SOI Table: 501(d) Apostolic and Religious Org.

2(a):

IRS EO/BMF data found and the organization name and location are the same as the USDA business name and location.

USDA Business Name and Location:

[Gilham Creek Farm Inc, Cut Bank, MT 59427]

IRS Organization Name and Location:

[Gilham Creek Farm Inc, Cut Bank, MT 59427-0818]

The IRC section is '501(d) Apostolic and religious organization' and the ruling date is 06/2009.

Gilham Creek Farm Inc, Cut Bank, MT 59427, is confirmed as a tax-exempt nonprofit religious organization during the timeframe 1995-2010 when the organization received USDA farm subsidies.

2(b):

'Summary' data shows that the farm subsidy payment data for the calculation of the USDA farm subsidy total for 1995-2010 applies to 2000-2010.

3:

Comparison of IRS EO/BMF data with Melissa Data data:

[Data Date: (IRS 12/7/2009), (Melissa Data 11/9/2009, 7/22/2011)]

[Data: EIN, Organization Name, Location by State, IRC Section, Ruling Date]

[810531755, Gilham Creek Farm Inc, MT, 501(d), 06/2009 = IRS]

[810531755, Gilham Creek Farm Inc, MT, 501(d), 06-2009 = Melissa Data (11/9/2009)]

[810531755, Gilham Creek Farm Inc, MT, 501(d), 06-2009 = Melissa Data (7/22/2011)]

Comparison of data demonstrates all data is the same basic data.

List of Evidence for Farms as USDA farm subsidy recipients

(note: farm may be a Hutterite colony)

Subject: Gilham Creek Farm Inc, Cut Bank, MT 59427

Location by State: Montana

Topic: Findings, for Section LF

(page 2)

4:

IRS EO/BMF data indicates the organization is not required to file Form 990. Data from Melissa Data for the same organization indicates the organization is not required to file Form 990. The organization is classified as IRC section 501(d) and files Form 1065 so the data for Form 990 is correct.

5:

Dataset for timeframe 1995-2010:

Identity of USDA farm subsidy recipient:

[Gilham Creek Farm Inc, Cut Bank, MT 59427]

USDA farm subsidy total:

- 1) Subsidy Total 1995-2010: \$882,325.71 (note: exact calculation)
- 2) Subsidy Payments 1995-2010 Total: \$882,326 (note: rounded off calculation)
- 3) 'Summary' data shows that the farm subsidy payment data for the calculation of the USDA farm subsidy total for 1995-2010 applies to 2000-2010. So, a calculation for financial compensation will need to consider the ruling date 06/2009.
- 4) 'Summary' data for Total USDA Subsidies 2010: \$49,715

IRS EO/BMF data (12/7/2009):

1) Name:

[Gilham Creek Farm Inc, PO Box 818, Cut Bank, MT 59427-0818]

2) Employer Identification Number (EIN): 810531755

3) IRC Section: 501(d) Apostolic and religious organization

4) Ruling Date: 06/2009

Melissa Data (11/9/2009, 7/22/2011):

1) Name:

[Gilham Creek Farm Inc, PO Box 818, Cut Bank, MT 59427-0818]

2) Tax I.D. Number: 810531755

3) IRS Subsection: 501(d) - A religious and apostolic association.

4) Exempt Since: 06-2009

Operating As: Farm as a tax-exempt nonprofit religious organization

List of Evidence for Farms as USDA farm subsidy recipients

(note: farm may be a Hutterite colony)

Subject: Gilham Creek Farm Inc, Cut Bank, MT 59427

(note: name not confirmed as a Hutterite colony)

Location by State: Montana

Status: Confirmed as EO (Exempt Organization)

Topic: Conclusion, for Section LF

(page 1)

Conclusion (for Section LF):

1(a):

Gilham Creek Farm Inc, Cut Bank, MT 59427, is confirmed as a tax-exempt nonprofit religious organization during the timeframe 1995-2010 when the organization received USDA farm subsidies. The organization's IRC section is '501(d) Apostolic and religious organization' and the ruling date is 06/2009.

1(b):

'Summary' data shows that the farm subsidy payment data for the calculation of the USDA farm subsidy total for 1995-2010 applies to 2000-2010.

2:

Dataset for timeframe 1995-2010:

Identity of USDA farm subsidy recipient:

[Gilham Creek Farm Inc, Cut Bank, MT 59427]

USDA farm subsidy total:

1) Subsidy Total 1995-2010: \$882,325.71 (note: exact calculation)

2) Subsidy Payments 1995-2010 Total: \$882,326 (note: rounded off calculation)

3) 'Summary' data shows that the farm subsidy payment data for the calculation of the USDA farm subsidy total for 1995-2010 applies to 2000-2010. So, a calculation for financial compensation will need to consider the ruling date 06/2009.

4) 'Summary' data for Total USDA Subsidies 2010: \$49,715

IRS EO/BMF data (12/7/2009):

1) Name:

[Gilham Creek Farm Inc, PO Box 818, Cut Bank, MT 59427-0818]

2) Employer Identification Number (EIN): 810531755

3) IRC Section: 501(d) Apostolic and religious organization

4) Ruling Date: 06/2009

Melissa Data (11/9/2009, 7/22/2011):

1) Name:

[Gilham Creek Farm Inc, PO Box 818, Cut Bank, MT 59427-0818]

2) Tax I.D. Number: 810531755

3) IRS Subsection: 501(d) - A religious and apostolic association.

4) Exempt Since: 06-2009

Operating As: Farm as a tax-exempt nonprofit religious organization

List of Evidence for Farms as USDA farm subsidy recipients

(note: farm may be a Hutterite colony)

Subject: Gilham Creek Farm Inc, Cut Bank, MT 59427

(note: name not confirmed as a Hutterite colony)

Location by State: Montana

Status: Confirmed as EO (Exempt Organization)

Topic: Conclusion, for Section LF

(page 2)

3:

Identification data:

Name: Gilham Creek Farm Inc, Cut Bank, MT 59427

IRS EO/BMF data: Gilham Creek Farm Inc, PO Box 818, Cut Bank, MT 59427-0818

4:

Recommendation:

> Step 1

Determine if organization is a Hutterite colony.

Name: Gilham Creek Farm Inc, Cut Bank, MT 59427

Hutterite surnames found with USDA ownership shares data (2010): Hofer, Kleinsasser, Wipf

IRS EO/BMF data:

[Name: Gilham Creek Farm Inc, PO Box 818, Cut Bank, MT 59427-0818]

[IRC Section: 501(d) Apostolic and religious organization]



EWG Farm Subsidy Database

Corporate Subsidy Recipients **1** to **1** of **1** in Montana

Business Name: **GILHAM CREEK**

Rank	Name	Location	Subsidy Total 1995-2010
1	<u>Gilham Creek Farm Inc</u>	Cut Bank, MT 59427	\$ 882,325.71

Note: The information on conservation spending for 2010 is incomplete due to missing data from USDA's Natural Resource Conservation Service. Payment data currently are not included for the Environmental Quality Incentives Program, but will be added once NRCS makes it available.

The information provided for the Wetland Reserve Program (WRP) provides an inaccurate picture of how WRP payments are distributed. USDA's Natural Resource Conservation Service uses title companies as intermediaries to finalize wetlands easements under the Wetlands Reserve Program. As a result, the data provided to us shows large sums of money going to these title companies. In reality, the payments are ultimately distributed to landowners participating in the WRP.

Unfortunately, NRCS has not provided the data to show where these farms and wetlands are located or which farmers or landowners are enrolling in the program, so EWG is unable to allocate these large sums of money to individuals beyond the title companies. Therefore, these companies skew the conservation rankings and payment concentration, which EWG cannot avoid unless and until NRCS makes available the additional farm attribution data. Therefore, we have not included WRP payments in the 2010 data update.

Finally, we have separated data on farm commodity, disaster and conservation payments in order to provide a more accurate picture of top recipients and concentration of payments among the three main categories of USDA programs.



USDA subsidy information for **Gilham Creek Farm Inc**

Addresses on file with USDA for Gilham Creek Farm Inc

USDA county office from which subsidies were paid:	Subsidy Payments 1995-2010	Most recent address on file in USDA county office
Glacier County, Montana	\$882,326	Gilham Creek Farm Inc Cut Bank, MT 59427
Total	\$882,326	

Note: The information on conservation spending for 2010 is incomplete due to missing data from USDA's Natural Resource Conservation Service. Payment data currently are not included for the Environmental Quality Incentives Program, but will be added once NRCS makes it available.

The information provided for the Wetland Reserve Program (WRP) provides an inaccurate picture of how WRP payments are distributed. USDA's Natural Resource Conservation Service uses title companies as intermediaries to finalize wetlands easements under the Wetlands Reserve Program. As a result, the data provided to us shows large sums of money going to these title companies. In reality, the payments are ultimately distributed to landowners participating in the WRP.

Unfortunately, NRCS has not provided the data to show where these farms and wetlands are located or which farmers or landowners are enrolling in the program, so EWG is unable to allocate these large sums of money to individuals beyond the title companies. Therefore, these companies skew the conservation rankings and payment concentration, which EWG cannot avoid unless and until NRCS makes available the additional farm attribution data. Therefore, we have not included WRP payments in the 2010 data update.

Finally, we have separated data on farm commodity, disaster and conservation payments in order to provide a more accurate picture of top recipients and concentration of payments among the three main categories of USDA programs.

Gilham Creek Farm Inc received payments totaling \$882,326 from 1995 through 2010

Year	Conservation Subsidies	Disaster Subsidies	Commodity Subsidies	Total USDA Subsidies 1995-2010
1995	\$0	\$0	\$0	\$0
1996	\$0	\$0	\$0	\$0
1997	\$0	\$0	\$0	\$0
1998	\$0	\$0	\$0	\$0
1999	\$0	\$0	\$0	\$0
2000	\$0	\$0	\$89,301	\$89,301
2001	\$0	\$80,000	\$81,843	\$161,843
2002	\$0	\$0	\$40,000	\$40,000
2003	\$0	\$80,000	\$41,708	\$121,708
2004	\$0	\$0	\$55,916	\$55,916
2005	\$0	\$62,417	\$70,886	\$133,303
2006	\$0	\$0	\$52,056	\$52,056
2007	\$0	\$0	\$40,000	\$40,000
2008	\$0	\$58,484	\$40,000	\$98,484
2009	\$0	\$0	\$40,000	\$40,000
2010	\$0	\$0	\$49,715	\$49,715
Total	\$0	\$280,901	\$601,425	\$882,326

Crop Summary for Gilham Creek Farm Inc

Crop	Payments 1995-2010
Wheat Subsidies**	\$350,398
Barley Subsidies**	\$164,629
Dry Pea Subsidies	\$3,696
Canola Subsidies**	\$1,986
Oat Subsidies**	\$708

Note: The information on conservation spending for 2010 is incomplete due to missing data from USDA's Natural Resource Conservation Service. Payment data currently are not included for the Environmental Quality Incentives Program, but will be added once NRCS makes it available.

The information provided for the Wetland Reserve Program (WRP) provides an inaccurate picture of how WRP payments are distributed. USDA's Natural Resource Conservation Service uses title companies as intermediaries to finalize wetlands easements under the Wetlands Reserve Program. As a result, the data provided to us shows large

USDA subsidy information for **Gilham Creek Farm Inc**

Payment Breakdown

Subsidy Program	Total Payments 1995-2010
Total USDA - Subsidies	\$882,326
<i>Subtotal, Farming Subsidies</i>	\$601,425
<i>Subtotal, Disaster Payments</i>	\$280,901

Commodity subsidy breakdown

Subsidy Program	Total Payments 1995-2010
Subtotal, Farming Subsidies	\$601,425
<i>Total Direct Payments</i>	\$321,264
Direct Program Payments - 2008 Farm Bill	\$80,000
Direct Payment - Barley	\$65,694
Direct Payment - Canola	\$396
Direct Payment - Oats	\$252
Direct Payment - Wheat	\$174,922
<i>Total Counter Cyclical Payments</i>	\$18,006
Counter Cyclical Payment - Barley	\$18,006
Counter Cyclical Payment - Wheat	\$0
<i>Production Flexibility Contracts</i>	\$118,408
Production Flexibility - Barley	\$33,399
Production Flexibility - Oats	\$239
Production Flexibility - Wheat	\$84,770
<i>Mkt. Loss Asst. - Commodity Crops</i>	\$80,000
Market Loss Assistance - Barley	\$14,272
Market Loss Assistance - Oats	\$217
Market Loss Assistance - Wheat	\$65,511
<i>Oilseed Program</i>	\$1,432
Oilseed Program - Canola	\$1,432
<i>Loan Deficiency Payments</i>	\$52,592
Loan Deficiency - Barley	\$33,258
Loan Deficiency - Canola Oil	\$158
Loan Deficiency - Wheat	\$15,480
Loan Deficiency - Dry Peas	\$3,696

<i>Marketing Loan Gains</i>	\$9,715
Market Gains Farm - Wheat	\$9,715
<i>Misc. Farm - Subsidies</i>	\$8
Interest Penalty Payments	\$8

Disaster subsidy breakdown


Subsidy Program	Total Payments 1995-2010
Subtotal, Disaster Payments	\$280,901
<i>Misc. Disaster Payments</i>	\$280,901
Crop Disaster - Program	\$280,901

Note: The information on conservation spending for 2010 is incomplete due to missing data from USDA's Natural Resource Conservation Service. Payment data currently are not included for the Environmental Quality Incentives Program, but will be added once NRCS makes it available.

The information provided for the Wetland Reserve Program (WRP) provides an inaccurate picture of how WRP payments are distributed. USDA's Natural Resource Conservation Service uses title companies as intermediaries to finalize wetlands easements under the Wetlands Reserve Program. As a result, the data provided to us shows large sums of money going to these title companies. In reality, the payments are ultimately distributed to landowners participating in the WRP.

Unfortunately, NRCS has not provided the data to show where these farms and wetlands are located or which farmers or landowners are enrolling in the program, so EWG is unable to allocate these large sums of money to individuals beyond the title companies. Therefore, these companies skew the conservation rankings and payment concentration, which EWG cannot avoid unless and until NRCS makes available the additional farm attribution data. Therefore, we have not included WRP payments in the 2010 data update.

Finally, we have separated data on farm commodity, disaster and conservation payments in order to provide a more accurate picture of top recipients and concentration of payments among the three main categories of USDA programs.

USDA subsidy information for **Gilham Creek Farm Inc****Ownership shares for Gilham Creek Farm Inc**Pick year for ownership information 

USDA county office/Ownership:	Percentage Share*
Gilham Creek Farm Inc	
ownership information from 2010	
Glacier County, Montana	
John J Wipf	N/A*
William J Wipf	N/A*
Susanna J Wipf	N/A*
Anna G Hofer	N/A*
Jerry G Hofer	N/A*
Rebecca M Wipf	N/A*
Margaret J Kleinsasser	N/A*
Kenneth W Wipf	N/A*
Lucas W Wipf	N/A*
Ronnie W Wipf	N/A*
Sarah J Hofer	N/A*
George G Hofer	N/A*
Samuel J Kleinsasser	N/A*
William J Hofer	N/A*
Rosa J Kleinsasser	N/A*
Albert G Hofer	N/A*
Joseph J Kleinsasser	N/A*
Johannah W Wipf	N/A*
Julianne W Wipf	N/A*
Adrian Wipf	N/A*
Mark J Wipf	N/A*
Christina D Hofer	N/A*
Naomi Wipf	N/A*
Heidi J Wipf	N/A*
Jonimarie J Kleinsasser	N/A*
Leah J Kleinsasser	N/A*

<u>Jaden J Kleinsasser</u>	N/A*
<u>Gabriel J Wipf</u>	N/A*
<u>Jessica J Kleinsasser</u>	N/A*
USDA exempted entity from release	N/A*
USDA exempted entity from release	N/A*

* According to USDA percentage shares for ownership may not reflect share of subsidy payments. EWG review shows that share information on file with USDA may not always equal 100 percent. Most recent percentage share information is from 2008. Future release of this information was barred by law in the 2008 Farm Bill.

Note: The information on conservation spending for 2010 is incomplete due to missing data from USDA's Natural Resource Conservation Service. Payment data currently are not included for the Environmental Quality Incentives Program, but will be added once NRCS makes it available.

The information provided for the Wetland Reserve Program (WRP) provides an inaccurate picture of how WRP payments are distributed. USDA's Natural Resource Conservation Service uses title companies as intermediaries to finalize wetlands easements under the Wetlands Reserve Program. As a result, the data provided to us shows large sums of money going to these title companies. In reality, the payments are ultimately distributed to landowners participating in the WRP.

Unfortunately, NRCS has not provided the data to show where these farms and wetlands are located or which farmers or landowners are enrolling in the program, so EWG is unable to allocate these large sums of money to individuals beyond the title companies. Therefore, these companies skew the conservation rankings and payment concentration, which EWG cannot avoid unless and until NRCS makes available the additional farm attribution data. Therefore, we have not included WRP payments in the 2010 data update.

Finally, we have separated data on farm commodity, disaster and conservation payments in order to provide a more accurate picture of top recipients and concentration of payments among the three main categories of USDA programs.

810407565GEYSER	RAYNESFORD SENIOR CITIZEN			
% LINDA OCONNER	PO BOX 127			ROUNDUP
MT59072-012700000331	19830511531900000050100000020080613010			
0600000000063850000000028261	00000000028261			
300573030GFWC	HELENA WOMANS CLUB INC			
% SANDI CONRADY	3302 BALDY DR			HELENA
MT59602-956800000331	20090811600000000010100000020090600020			
06000000000000000000000000000000	0000000000000000 S81			
810530052GIA	ALUMNI AND ASSOCIATES			
% PHYLLIS GUNTHER TREAS	1219 CENTRAL AVE			GREAT
FALLS	MT59401-377700000632	200106200000000000532000000		00020
12	S40 MONTANA CHAPTER			
306089834GIANFORTE	FAM CHARITABLE TR			
% EUNICE E CAVOLO	1320 MANLEY RD			BOZEMAN
MT59715-877900000331	20041110400000000020100000020071299001			
1200000768476290000082281071	T20			
510178036GIANT	SPRINGS HERITAGE STATE PARK COMMISSION			
PO BOX 1093	GREAT FALLS	MT59403-109300000331		
197602115354062000532000000	93010 12			
450517690GILEAN	NEWMAN MEMORIAL SCHOLARSHIP FUND			
% HOWARD NEWMAN	PO BOX 63			INGOMAR
MT59039-006300000331	20041011600000000010100000020081200020			
12000000000000000000000000000000	0000000000000000 B82			
810531755GILHAM	CREEK FARM INC			
% GEORGE J WALDNER	PO BOX 818			CUT
BANK	MT59427-081800004031	200906200000000000101000000		
00000 12	X99			
742938609GILHOUSEN	FAMILY FOUNDATION			
% KLEIN S GILHOUSEN	599 HIGHTOWER RD			BOZEMAN
MT59718-816300000331	20010410400000000010100000020081278001			
1200000079605390000012301265	T20			
203951493GIMMEABREAK	INC			
% KENNETH BRAKE JR	PO BOX 668			EUREKA
MT59917-066800000332	20070111500000000010120091220081200020			
12000000000000000000000000000000	0000000000000000 P60			
816001486GIRL	SCOUTS OF MONTANA & WYOMING			
735 GRAND AVE	BILLINGS	MT59101-582300000332		
19650711505934900010100000020070966010	0900000018570930000003328249			
0000001707626	O42			
810231781GIRL	SCOUTS TREASURE TRAILS COUNCIL			
PO BOX 30595	BILLINGS	MT59107-059500000332		
19590611505934900010100000020070945010	0900000003608240000000677800			
0000000453153	O42Z			
208825136GIVEITBACKCOM				
% STEVE DAINES	PO BOX 11577			BOZEMAN
MT59719-157700000433	200802200000000000101000000	00010 12		
W20				
810500715GLACIER	AFFORDABLE HOUSING FOUNDATION			
% ACCOUNT SERVICES INC	1507 1ST AVE W STE D			
KALISPELL	MT59901-576900000331			
19951011599456200010100000020071275010	1200000070392170000000673697			
0000000673697	L820			
141966308GLACIER	ASSISTANCE INC			
% JANE L SPAIN	2028 MISSION WAY S			
KALISPELL	MT59901-223300000331	200806115000000000101201012		
00010 12	L20			

[Sign In](#) | [Cart](#) | [Newsletter](#)

1-800-MELISSA

[Products](#)[Solutions](#)[Downloads & Trials](#)[Support](#)[Resources](#)

If *only* you knew what your
best customers had in common

Then you could find more just like them!

[Find out now](#)

Nonprofit Organization Lookup

Enter a 5-digit ZIP Code, organization name or 9-digit Tax ID

[Submit](#)

GILHAM CREEK FARM INC	
In Care of Name	GEORGE J WALDNER
Address	PO BOX 818 CUT BANK, MT 59427-0818 MapG MapY MapV
IRS Subsection	501(d) - A religious and apostolic association.
Type of Organization	Corporation
Deductibility	Contributions are NOT deductible
Tax I.D. Number	810531755
Exempt Since	06-2009
Form 990 Requirement	Not required to file 990
Classification	Religion Related, Spiritual Development N.E.C.
Share with others information about this Nonprofit - like the web site, e-mail address, how to donate or any corrections to the data shown.	
Post a Message	

Messages


[How Can We Improve this Lookup?](#) | [Email to a Friend](#) | [Lookups Forum](#) | [Terms of Use](#)



1-800-MELISSA

[Sign In](#) | [Cart](#) | [Newsletters](#) | [Search](#)

[Products](#) [Solutions](#) [Downloads & Trials](#) [Support](#) [Resources](#) [Lookups](#) [Contact Us](#)



*If only you knew what your
best customers had in common
Then you could find more just like them!*

[Find out now](#)

Nonprofit Organization Lookup

[Help](#) [Index](#)

Enter a 5-digit ZIP Code, organization name or 9-digit Tax ID

[Submit](#)

GILHAM CREEK FARM INC	
In Care of Name	GEORGE J WALDNER
Address	PO BOX 818 CUT BANK, MT 59427-0818 MapG MapY MapV
IRS Subsection	501(d) - A religious and apostolic association.
Type of Organization	Corporation
Deductibility	Contributions are NOT deductible
Tax I.D. Number	810531755
Exempt Since	06-2009
Form 990 Requirement	Not required to file 990
Classification	Religion Related, Spiritual Development N.E.C.
Share with others information about this Nonprofit - like the web site, e-mail address, how to donate or any corrections to the data shown.	
Post a Message	

Messages

[How Can We Improve this Lookup?](#) | [Email to a Friend](#) | [Lookups Forum](#) | [Terms of Use](#)

MELISSA DATA[Sign In](#) | [Cart](#) | [Newsletters](#) | [Search](#)

1-800-MELISSA

[Products](#)[Solutions](#)[Downloads & Trials](#)[Support](#)[Resources](#)[Lookups](#)[Contact Us](#)[Free Lookups](#)[Home](#) > [Lookups](#) > Nonprofit Organization Lookup[Help](#)**SSIS Add-in****Verify, correct & enhance contact data in SSIS****Free trial**Enter a 5-digit ZIP Code,
organization name or 9-digit Tax ID

Use this LookUp to:

- Find information on over 1.4 million registered nonprofit organizations in the United States
- Get organization name, assets, income, and IRS subsection
- Select organization for contact name and address, type of foundation and organization
- Get deductibility status, classification, Form 990, and more

GILHAM CREEK FARM INC

In Care of Name	GEORGE J WALDNER
	PO BOX 818
Address	CUT BANK, MT 59427-0818 MapG MapY MapV
IRS Subsection	501(d) - A religious and apostolic association.
Type of Organization	Corporation
Deductibility	Contributions are NOT deductible
Tax I.D. Number	810531755
Exempt Since	06-2009
Form 990 Requirement	Not required to file 990
Classification	Religion Related, Spiritual Development N.E.C.

Share with others information about this Nonprofit - like the web site, e-mail address, how to donate or any corrections to the data shown.

[Messages](#)[How Can We Improve this Lookup?](#) | [Send to a Friend](#) | [Lookups Forum](#) | [Terms of Use](#)

Contact Information for Farms as USDA farm subsidy recipients

Subject: Gilham Creek Farm Inc, Cut Bank, MT 59427

(note: name not confirmed as a Hutterite colony)

> Contact Information

1) IRS data

Address:

Gilham Creek Farm Inc

PO Box 818

Cut Bank, MT 59427-0818

2) MapQuest data

Phone: [406-336-2430]

Address:

Gilham Creek Farms Inc

PO Box 818

Cut Bank, MT

Address verification results from [www.melissadata.com]:

1) For (1) IRS data: address verified

2) For (2) MapQuest data:

Address verified for

PO Box 818

Cut Bank, MT 59427-0818



MAPQUEST

Notes

Search Results 1-1 for "gilham creek farm" near Cut Bank, MT 59427

- 1** Gilham Creek Farms Inc
PO Box 818
Cut Bank, MT
(406) 336-2430



All rights reserved. Use subject to [License/Copyright](#) | [Map Legend](#)

Directions and maps are informational only. We make no warranties on the accuracy of their content, road conditions or route usability or expeditiousness. You assume all risk of use. MapQuest and its suppliers shall not be liable to you for any loss or delay resulting from your use of MapQuest. Your use of MapQuest means you agree to our [Terms of Use](#)

List of Evidence for Farms as USDA farm subsidy recipients
(note: farm may be a Hutterite colony)
Subject: Grass Land Farm Inc, Sand Coulee, MT 59472
Location by State: Montana
Form and Version of Evidence: Original Evidence (Long Form)
Timeframe of Evidence as Webpages: 2009-2011
Topic: Original Evidence (Long Form) includes Findings and Conclusion

Section LF. List of Evidence (original evidence, long form)

- 1) EWG dataset (7/22/2011) for data 1995-2010 from [<http://farm.ewg.org/>]
 - a) 'Search Result' webpage
URL: [<http://farm.ewg.org/addrsearch.php?s=yup&stab=US&zip=&last=&first=&stab=AL&fulln...>]
 - b) 'Farm Location(s)' webpage
URL: [<http://farm.ewg.org/persondetail.php?custnumber=A11281816&summlevel=address>]
 - c) 'Summary' webpage(s)
URL: [<http://farm.ewg.org/persondetail.php?custnumber=A11281816>]
 - d) 'Programs' webpage(s)
URL: [<http://farm.ewg.org/persondetail.php?custnumber=A11281816&summlevel=detail>]
 - e) 'Ownership Interest(s)' webpage(s)
URL: [<http://farm.ewg.org/persondetail.php?custnumber=A11281816&summlevel=whois>]
URL: [<http://farm.ewg.org/persondetail.php?custnumber=B00147720>]
URL: [<http://farm.ewg.org/persondetail.php?custnumber=A11281816&summlevel=whois&dbtou...>]
Data:
 - 1) Hutterite surnames found with USDA ownership shares data (2006): Waldner, Wurz
(note: for verification of Hutterite surnames refer to the webpage 'Surnames of Founding Families' at [<http://www.feefhs.org/links/hutterites/surnames.html>])
- 2) IRS Exempt Organization (EO) data webpage(s) from [www.irs.gov]
EO File URL: [<http://www.irs.gov/taxstats/charitablestats/article/0,,id=97186,00.html>]
EO File Date: (12/7/2009 is date EO file was downloaded from IRS website to CD)
- 3) Melissa Data webpage(s) (11/9/2009) and (7/22/2011) from [www.melissadata.com]
URL (11/9/2009): [<http://www.melissadata.com/lookups/np.asp?ein=810531926>]
URL (7/22/2011): [<http://www.melissadata.com/lookups/np.asp?ein=810531926>]
- 4) Manta data webpage(s) from [www.manta.com]
URL: (evidence not included)
- 5) Hutterite Directory webpage(s)
From [www.cedrontech.com], or link from [www.hutterites.org]
URL: (evidence not included)
- 6) Contact Information page(s)
- 7) MapQuest webpage(s) (7/22/2011) from [www.mapquest.com]

List of Evidence for Farms as USDA farm subsidy recipients

(note: farm may be a Hutterite colony)

Subject: Grass Land Farm Inc, Sand Coulee, MT 59472

Location by State: Montana

Topic: Findings, for Section LF

(page 1)

Findings (for Section LF):

1:

Grass Land Farm Inc cannot be confirmed as a Hutterite colony and member of the Hutterian Brethren Church due to a lack of evidence. Hutterite surnames are found at Grass Land Farm Inc. Data for Grass Land Farm Inc for ID as a Hutterite colony:

- 1) Name: Grass Land Farm Inc, Sand Coulee, MT 59472
- 2) Hutterite surnames found with USDA ownership shares data (2006): Waldner, Wurz
(note: for verification of Hutterite surnames refer to the webpage 'Surnames of Founding Families' at [<http://www.feefhs.org/links/hutterites/surnames.html>])
- 3) IRS EO/BMF data:
 - a) Name: Grass Land Farm Inc, Sand Coulee, MT 59472-0088
 - b) IRC Section:
 - 1) IRM Table: 501(d) Apostolic and religious organization
 - 2) SOI Table: 501(d) Apostolic and Religious Org.

2(a):

IRS EO/BMF data found and the organization name and location are the same as the USDA business name and location.

USDA Business Name and Location:

[Grass Land Farm Inc, Sand Coulee, MT 59472]

IRS Organization Name and Location:

[Grass Land Farm Inc, Sand Coulee, MT 59472-0088]

The IRC section is '501(d) Apostolic and religious organization' and the ruling date is 06/2009. Grass Land Farm Inc, Sand Coulee, MT 59472, is confirmed as a tax-exempt nonprofit religious organization during the timeframe 1995-2010 when the organization received USDA farm subsidies.

2(b):

'Summary' data shows that the farm subsidy payment data for the calculation of the USDA farm subsidy total for 1995-2010 applies to 2000-2010.

3:

Comparison of IRS EO/BMF data with Melissa Data data:

[Data Date: (IRS 12/7/2009), (Melissa Data 11/9/2009, 7/22/2011)]

[Data: EIN, Organization Name, Location by State, IRC Section, Ruling Date]

[810531926, Grass Land Farm Inc, MT, 501(d), 06/2009 = IRS]

[810531926, Grass Land Farm Inc, MT, 501(d), 06-2009 = Melissa Data (11/9/2009)]

[810531926, Grass Land Farm Inc, MT, 501(d), 06-2009 = Melissa Data (7/22/2011)]

Comparison of data demonstrates all data is the same basic data.

List of Evidence for Farms as USDA farm subsidy recipients

(note: farm may be a Hutterite colony)

Subject: Grass Land Farm Inc, Sand Coulee, MT 59472

Location by State: Montana

Topic: Findings, for Section LF

(page 2)

4:

IRS EO/BMF data indicates the organization is not required to file Form 990. Data from Melissa Data for the same organization indicates the organization is not required to file Form 990. The organization is classified as IRC section 501(d) and files Form 1065 so the data for Form 990 is correct.

5:

Dataset for timeframe 1995-2010:

Identity of USDA farm subsidy recipient:

[Grass Land Farm Inc, Sand Coulee, MT 59472]

USDA farm subsidy total:

- 1) Subsidy Total 1995-2010: \$791,030.61 (note: exact calculation)
- 2) Subsidy Payments 1995-2010 Total: \$791,031 (note: rounded off calculation)
- 3) 'Summary' data shows that the farm subsidy payment data for the calculation of the USDA farm subsidy total for 1995-2010 applies to 2000-2010. So, a calculation for financial compensation will need to consider the ruling date 06/2009.
- 4) 'Summary' data for Total USDA Subsidies 2010: \$99,708

IRS EO/BMF data (12/7/2009):

1) Name:

[Grass Land Farm Inc, PO Box 88, Sand Coulee, MT 59472-0088]

2) Employer Identification Number (EIN): 810531926

3) IRC Section: 501(d) Apostolic and religious organization

4) Ruling Date: 06/2009

Melissa Data (11/9/2009, 7/22/2011):

1) Name:

[Grass Land Farm Inc, PO Box 88, Sand Coulee, MT 59472-0088]

2) Tax I.D. Number: 810531926

3) IRS Subsection: 501(d) - A religious and apostolic association.

4) Exempt Since: 06-2009

Operating As: Farm as a tax-exempt nonprofit religious organization

List of Evidence for Farms as USDA farm subsidy recipients

(note: farm may be a Hutterite colony)

Subject: Grass Land Farm Inc, Sand Coulee, MT 59472

(note: name not confirmed as a Hutterite colony)

Location by State: Montana

Status: Confirmed as EO (Exempt Organization)

Topic: Conclusion, for Section LF

(page 1)

Conclusion (for Section LF):

1(a):

Grass Land Farm Inc, Sand Coulee, MT 59472, is confirmed as a tax-exempt nonprofit religious organization during the timeframe 1995-2010 when the organization received USDA farm subsidies. The organization's IRC section is '501(d) Apostolic and religious organization' and the ruling date is 06/2009.

1(b):

'Summary' data shows that the farm subsidy payment data for the calculation of the USDA farm subsidy total for 1995-2010 applies to 2000-2010.

2:

Dataset for timeframe 1995-2010:

Identity of USDA farm subsidy recipient:

[Grass Land Farm Inc, Sand Coulee, MT 59472]

USDA farm subsidy total:

1) Subsidy Total 1995-2010: \$791,030.61 (note: exact calculation)

2) Subsidy Payments 1995-2010 Total: \$791,031 (note: rounded off calculation)

3) 'Summary' data shows that the farm subsidy payment data for the calculation of the USDA farm subsidy total for 1995-2010 applies to 2000-2010. So, a calculation for financial compensation will need to consider the ruling date 06/2009.

4) 'Summary' data for Total USDA Subsidies 2010: \$99,708

IRS EO/BMF data (12/7/2009):

1) Name:

[Grass Land Farm Inc, PO Box 88, Sand Coulee, MT 59472-0088]

2) Employer Identification Number (EIN): 810531926

3) IRC Section: 501(d) Apostolic and religious organization

4) Ruling Date: 06/2009

Melissa Data (11/9/2009, 7/22/2011):

1) Name:

[Grass Land Farm Inc, PO Box 88, Sand Coulee, MT 59472-0088]

2) Tax I.D. Number: 810531926

3) IRS Subsection: 501(d) - A religious and apostolic association.

4) Exempt Since: 06-2009

Operating As: Farm as a tax-exempt nonprofit religious organization

List of Evidence for Farms as USDA farm subsidy recipients

(note: farm may be a Hutterite colony)

Subject: Grass Land Farm Inc, Sand Coulee, MT 59472

(note: name not confirmed as a Hutterite colony)

Location by State: Montana

Status: Confirmed as EO (Exempt Organization)

Topic: Conclusion, for Section LF

(page 2)

3:

Identification data:

Name: Grass Land Farm Inc, Sand Coulee, MT 59472

IRS EO/BMF data: Grass Land Farm Inc, PO Box 88, Sand Coulee, MT 59472-0088

4:

Recommendation:

> Step 1

Determine if organization is a Hutterite colony.

Name: Grass Land Farm Inc, Sand Coulee, MT 59472

Hutterite surnames found with USDA ownership shares data (2006): Waldner, Wurz

IRS EO/BMF data:

[Name: Grass Land Farm Inc, PO Box 88, Sand Coulee, MT 59472-0088]

[IRC Section: 501(d) Apostolic and religious organization]



EWG Farm Subsidy Database

Corporate Subsidy Recipients 1 to 1 of 1 in Montana

Business Name: **GRASS LAND**

Rank	Name	Location	Subsidy Total 1995-2010
1	<u>Grass Land Farm Inc</u>	Sand Coulee, MT 59472	\$ 791,030.61

Note: The information on conservation spending for 2010 is incomplete due to missing data from USDA's Natural Resource Conservation Service. Payment data currently are not included for the Environmental Quality Incentives Program, but will be added once NRCS makes it available.

The information provided for the Wetland Reserve Program (WRP) provides an inaccurate picture of how WRP payments are distributed. USDA's Natural Resource Conservation Service uses title companies as intermediaries to finalize wetlands easements under the Wetlands Reserve Program. As a result, the data provided to us shows large sums of money going to these title companies. In reality, the payments are ultimately distributed to landowners participating in the WRP.

Unfortunately, NRCS has not provided the data to show where these farms and wetlands are located or which farmers or landowners are enrolling in the program, so EWG is unable to allocate these large sums of money to individuals beyond the title companies. Therefore, these companies skew the conservation rankings and payment concentration, which EWG cannot avoid unless and until NRCS makes available the additional farm attribution data. Therefore, we have not included WRP payments in the 2010 data update.

Finally, we have separated data on farm commodity, disaster and conservation payments in order to provide a more accurate picture of top recipients and concentration of payments among the three main categories of USDA programs.

USDA subsidy information for **Grass Land Farm Inc****Addresses on file with USDA for Grass Land Farm Inc**

USDA county office from which subsidies were paid:	Subsidy Payments 1995-2010	Most recent address on file in USDA county office
Cascade County, Montana	\$791,031	Grass Land Farm Inc Sand Coulee, MT 59472
Total	\$791,031	

Note: The information on conservation spending for 2010 is incomplete due to missing data from USDA's Natural Resource Conservation Service. Payment data currently are not included for the Environmental Quality Incentives Program, but will be added once NRCS makes it available.

The information provided for the Wetland Reserve Program (WRP) provides an inaccurate picture of how WRP payments are distributed. USDA's Natural Resource Conservation Service uses title companies as intermediaries to finalize wetlands easements under the Wetlands Reserve Program. As a result, the data provided to us shows large sums of money going to these title companies. In reality, the payments are ultimately distributed to landowners participating in the WRP.

Unfortunately, NRCS has not provided the data to show where these farms and wetlands are located or which farmers or landowners are enrolling in the program, so EWG is unable to allocate these large sums of money to individuals beyond the title companies. Therefore, these companies skew the conservation rankings and payment concentration, which EWG cannot avoid unless and until NRCS makes available the additional farm attribution data. Therefore, we have not included WRP payments in the 2010 data update.

Finally, we have separated data on farm commodity, disaster and conservation payments in order to provide a more accurate picture of top recipients and concentration of payments among the three main categories of USDA programs.



Grass Land Farm Inc received payments totaling \$791,031 from 1995 through 2010

Year	Conservation Subsidies	Disaster Subsidies	Commodity Subsidies	Total USDA Subsidies 1995-2010
1995	\$0	\$0	\$0	\$0
1996	\$0	\$0	\$0	\$0
1997	\$0	\$0	\$0	\$0
1998	\$0	\$0	\$0	\$0
1999	\$0	\$0	\$0	\$0
2000	\$0	\$0	\$89,280	\$89,280
2001	\$0	\$80,000	\$80,728	\$160,728
2002	\$0	\$0	\$40,000	\$40,000
2003	\$0	\$53,877	\$40,000	\$93,877
2004	\$0	\$0	\$82,907	\$82,907
2005	\$0	\$29,851	\$34,051	\$63,902
2006	\$0	\$0	\$48,637	\$48,637
2007	\$0	\$0	\$40,000	\$40,000
2008	\$0	\$0	\$40,000	\$40,000
2009	\$0	\$0	\$31,992	\$31,992
2010	\$0	\$0	\$99,708	\$99,708
Total	\$0	\$163,728	\$627,303	\$791,031

Crop Summary for Grass Land Farm Inc

Crop	Payments 1995-2010
Wheat Subsidies**	\$386,134
Barley Subsidies**	\$109,243
Oat Subsidies**	\$226

Note: The information on conservation spending for 2010 is incomplete due to missing data from USDA's Natural Resource Conservation Service. Payment data currently are not included for the Environmental Quality Incentives Program, but will be added once NRCS makes it available.

The information provided for the Wetland Reserve Program (WRP) provides an inaccurate picture of how WRP payments are distributed. USDA's Natural Resource Conservation Service uses title companies as intermediaries to finalize wetlands easements under the Wetlands Reserve Program. As a result, the data provided to us shows large sums of money going to these title companies. In reality, the payments are ultimately distributed to landowners participating in the WRP.

Unfortunately, NRCS has not provided the data to show where these farms and wetlands are located or which farmers or landowners are enrolling in the program, so EWG is unable to allocate these large sums of money to individuals beyond the title companies. Therefore, these companies skew the conservation rankings and payment concentration,



USDA subsidy information for **Grass Land Farm Inc**

Payment Breakdown

Subsidy Program	Total Payments 1995-2010
Total USDA - Subsidies	\$791,031
<i>Subtotal, Farming Subsidies</i>	\$627,303
<i>Subtotal, Disaster Payments</i>	\$163,728

Commodity subsidy breakdown

Subsidy Program	Total Payments 1995-2010
Subtotal, Farming Subsidies	\$627,303
<i>Total Direct Payments</i>	\$240,000
Direct Payment - Barley	\$35,980
Direct Payment - Oats	\$112
Direct Payment - Wheat	\$203,908
<i>Total Counter Cyclical Payments</i>	\$13,929
Counter Cyclical Payment - Barley	\$13,929
<i>Average Crop Revenue Election Program (ACRE)</i>	\$131,700
ACRE - Direct Payments	\$64,000
ACRE - Revenue Support	\$67,700
<i>Production Flexibility Contracts</i>	\$120,000
Production Flexibility - Barley	\$19,300
Production Flexibility - Oats	\$85
Production Flexibility - Wheat	\$100,615
<i>Mkt. Loss Asst. - Commodity Crops</i>	\$80,000
Market Loss Assistance - Barley	\$4,447
Market Loss Assistance - Oats	\$29
Market Loss Assistance - Wheat	\$75,524
<i>Loan Deficiency Payments</i>	\$41,674
Loan Deficiency - Barley	\$35,587
Loan Deficiency - Wheat	\$6,087

Disaster subsidy breakdown

Subsidy Program	Total Payments 1995-2010
Subtotal, Disaster Payments	\$163,728

<i>Misc. Disaster Payments</i>	\$163,728
Crop Disaster - Program	\$163,728

Note: The information on conservation spending for 2010 is incomplete due to missing data from USDA's Natural Resource Conservation Service. Payment data currently are not included for the Environmental Quality Incentives Program, but will be added once NRCS makes it available.

The information provided for the Wetland Reserve Program (WRP) provides an inaccurate picture of how WRP payments are distributed. USDA's Natural Resource Conservation Service uses title companies as intermediaries to finalize wetlands easements under the Wetlands Reserve Program. As a result, the data provided to us shows large sums of money going to these title companies. In reality, the payments are ultimately distributed to landowners participating in the WRP.

Unfortunately, NRCS has not provided the data to show where these farms and wetlands are located or which farmers or landowners are enrolling in the program, so EWG is unable to allocate these large sums of money to individuals beyond the title companies. Therefore, these companies skew the conservation rankings and payment concentration, which EWG cannot avoid unless and until NRCS makes available the additional farm attribution data. Therefore, we have not included WRP payments in the 2010 data update.

Finally, we have separated data on farm commodity, disaster and conservation payments in order to provide a more accurate picture of top recipients and concentration of payments among the three main categories of USDA programs.



USDA subsidy information for **Grass Land Farm Inc**

Ownership shares for Grass Land Farm Inc

Pick year for ownership information

USDA county office/Ownership:	Percentage Share*
Grass Land Farm Inc ownership information from 2008 Cascade County, Montana	
<u>Members Of Grassland Farm Inc</u>	100.00%

* According to USDA percentage shares for ownership may not reflect share of subsidy payments. EWG review shows that share information on file with USDA may not always equal 100 percent. Most recent percentage share information is from 2008. Future release of this information was barred by law in the 2008 Farm Bill.

Note: The information on conservation spending for 2010 is incomplete due to missing data from USDA's Natural Resource Conservation Service. Payment data currently are not included for the Environmental Quality Incentives Program, but will be added once NRCS makes it available.

The information provided for the Wetland Reserve Program (WRP) provides an inaccurate picture of how WRP payments are distributed. USDA's Natural Resource Conservation Service uses title companies as intermediaries to finalize wetlands easements under the Wetlands Reserve Program. As a result, the data provided to us shows large sums of money going to these title companies. In reality, the payments are ultimately distributed to landowners participating in the WRP.

Unfortunately, NRCS has not provided the data to show where these farms and wetlands are located or which farmers or landowners are enrolling in the program, so EWG is unable to allocate these large sums of money to individuals beyond the title companies. Therefore, these companies skew the conservation rankings and payment concentration, which EWG cannot avoid unless and until NRCS makes available the additional farm attribution data. Therefore, we have not included WRP payments in the 2010 data update.

Finally, we have separated data on farm commodity, disaster and conservation payments in order to provide a more accurate picture of top recipients and concentration of payments among the three main categories of USDA programs.

USDA subsidy information for **Members Of Grassland Farm Inc****Recipient's ownership share(s)**

Recipient:	County	Percentage Share*
	Cascade County, Montana	100.0 %
<u>Grass Land Farm Inc</u>	Cascade County, Montana	100.0 %
	Cascade County, Montana	100.0 %

* Most recent percentage share information is from 2008. According to USDA percentage shares for ownership may not reflect share of subsidy payments. EWG review shows that share information on file with USDA may not equal 100 percent.

Note: The information on conservation spending for 2010 is incomplete due to missing data from USDA's Natural Resource Conservation Service. Payment data currently are not included for the Environmental Quality Incentives Program, but will be added once NRCS makes it available.

The information provided for the Wetland Reserve Program (WRP) provides an inaccurate picture of how WRP payments are distributed. USDA's Natural Resource Conservation Service uses title companies as intermediaries to finalize wetlands easements under the Wetlands Reserve Program. As a result, the data provided to us shows large sums of money going to these title companies. In reality, the payments are ultimately distributed to landowners participating in the WRP.

Unfortunately, NRCS has not provided the data to show where these farms and wetlands are located or which farmers or landowners are enrolling in the program, so EWG is unable to allocate these large sums of money to individuals beyond the title companies. Therefore, these companies skew the conservation rankings and payment concentration, which EWG cannot avoid unless and until NRCS makes available the additional farm attribution data. Therefore, we have not included WRP payments in the 2010 data update.

Finally, we have separated data on farm commodity, disaster and conservation payments in order to provide a more accurate picture of top recipients and concentration of payments among the three main categories of USDA programs.



USDA subsidy information for **Grass Land Farm Inc**

Ownership shares for Grass Land Farm Inc

Pick year for ownership information

USDA county office/Ownership:	Percentage Share*
Grass Land Farm Inc	
ownership information from 2006	
Cascade County, Montana	
Suzanna R Wurz	4.00%
Clara P Wurz	4.00%
Ruben R Wurz	4.00%
Sarah A Wurz	4.00%
Andrew A Wurz	4.00%
Jacob A Wurz	4.00%
Peter A Wurz	4.00%
Ruben A Wurz	4.00%
David J Waldner	4.00%
Esther P Wurz	4.00%
Lydia P Wurz	4.00%
Peter P Wurz	4.00%
Mary P Wurz	4.00%
Ida R Wurz	4.00%
Annie P Wurz	4.00%
Mary S Wurz	4.00%
Lena P Wurz	4.00%
Benjamin R Wurz	4.00%
Glen R Wurz	4.00%
Dalilah A Wurz	4.00%
Gideon G Wurz	4.00%
Tobias R Wurz	4.00%
Albert G Wurz	4.00%
Gideon A Wurz	4.00%
Lisa R Wurz	4.00%

* According to USDA percentage shares for ownership may not reflect share of subsidy payments. EWG review shows that share information on file with USDA may not always equal 100 percent. Most recent percentage share information is from 2008. Future release of this information was barred by law in the 2008 Farm Bill.

Note: The information on conservation spending for 2010 is incomplete due to missing data from USDA's Natural Resource Conservation Service. Payment data currently are not included for the Environmental Quality Incentives Program, but will be added once NRCS makes it available.

The information provided for the Wetland Reserve Program (WRP) provides an inaccurate picture of how WRP payments are distributed. USDA's Natural Resource Conservation Service uses title companies as intermediaries to finalize wetlands easements under the Wetlands Reserve Program. As a result, the data provided to us shows large sums of money going to these title companies. In reality, the payments are ultimately distributed to landowners participating in the WRP.

Unfortunately, NRCS has not provided the data to show where these farms and wetlands are located or which farmers or landowners are enrolling in the program, so EWG is unable to allocate these large sums of money to individuals beyond the title companies. Therefore, these companies skew the conservation rankings and payment concentration, which EWG cannot avoid unless and until NRCS makes available the additional farm attribution data. Therefore, we have not included WRP payments in the 2010 data update.

Finally, we have separated data on farm commodity, disaster and conservation payments in order to provide a more accurate picture of top recipients and concentration of payments among the three main categories of USDA programs.

810472361GRANITE COUNTY HISTORIAL SOCIETY INCORPORATED
PO BOX 460 PHILLIPSBURG MT59858-046000000331
199811115062000000010100000020031200020 120000000000000000000000000000
0000000000000 A54Z
810466687GRANITE COUNTY MUSEUM AND CULTURAL CENTER INC
% MARK RANSFORD PO BOX 502
PHILLIPSBURG MT59858-050200000331
199108115060000000010100000020081200020 120000000000000000000000000000
0000000000000 A540
810494744GRANITE FAMILY RESOURCES INC
PO BOX 844 PHILLIPSBURG MT59858-084400000331
199608115994574000132199908 96000 08
P33Z
208701832GRANT CREEK TRAILS ASSOCIATION INC
% KAREN SIPPY PO BOX 16358
MISSOULA MT59808-635800000331
200706115000000000010120111220081200020 120000000000000000000000000000
0000000000000 N32
810527458GRANT CREEK WATER USERS ASSOCIATION INC
% JOHN T BOYLE TREAS PO BOX 17222
MISSOULA MT59808-722200001231
200004200000000000010100000020081244010 12000000049069500000000108910
0000000108910 W80
810402492GRANTS DALE COMMUNITY CHURCH
PO BOX 64 GRANTS DALE MT59840-006400000337
1986101100010000000101000000 00060 12
816013682GRAPHIC COMMUNICATIONS INTERNATIONAL UNION
% GEORGE LETZ 501 BURLINGTON AVE
BILLINGS MT59101-594004880593 194110200263264279501000000
94020 06 227-C BILLINGS
816013683GRAPHIC COMMUNICATIONS INTERNATIONAL UNION MISSOULA MT 24
% PERRY GLIESSMAN PO BOX 9131
MISSOULA MT59807-913104880593
19411020026326427930100000020071200020 120000000000000000000000000000
0000000000000 242-C
810531926GRASS LAND FARM INC
% ANDREW A WURZ PO BOX 88 SAND
COULEE MT59472-008800004031 2009062000000000000101000000
00000 12 X99
810483257GRASS RANGE QUICK RESPONSE UNIT INC
PO BOX 842 GRASS RANGE MT59032-000000000331
199401115158000000010100000020081200020 120000000000000000000000000000
0000000000000 E62Z
237258756GRASS RANGE RODEO CLUB
% EDITH EICHKOFF PO BOX 101 GRASS
RANGE MT59032-010100000433 197305200064000000132000000 96020
12
810527530GRASSHOPPER VALLEY VOLUNTEER FIRE COMPANY
PO BOX 460484 POLARIS MT59746-048400000331
200001115000000000010100000020071244010 12000000003153290000000155683
0000000131039 M24
810405765GREAT BEAR FOUNDATION OF MONTANA
PO BOX 9383 MISSOULA MT59807-938300000331
19821111592237900010100000020081233010 1200000000272140000000099714
0000000099714
810439260GREAT BEGINNINGS MONTESSORI SCHOOL INC
100 SPRINGHILL LN BOZEMAN MT59715-936300000332



International Address Verification

Validate, Cleanse and Ensure Deliverability- 24 hours a day

► [Click here for Address Doctor](#)

Nonprofit Organization Lookup

Enter a 5-digit ZIP Code, organization name or 9-digit Tax ID

GRASS LAND FARM INC	
In Care of Name	ANDREW A WURZ
Address	PO BOX 88 SAND COULEE, MT 59472-0088 MapG MapY MapV
IRS Subsection	501(d) - A religious and apostolic association.
Type of Organization	Corporation
Deductibility	Contributions are NOT deductible
Tax I.D. Number	810531926
Exempt Since	06-2009
Form 990 Requirement	Not required to file 990
Classification	Religion Related, Spiritual Development N.E.C.
Share with others information about this Nonprofit - like the web site, e-mail address, how to donate or any corrections to the data shown.	
<input type="button" value="Post a Message"/>	

Messages

[How Can We Improve this Lookup?](#) | [Email to a Friend](#) | [Lookups Forum](#) | [Terms of Use](#)



1-800-MELISSA

[Sign In](#) | [Cart](#) | [Newsletters](#) | [Search](#)



- [Products](#)
- [Solutions](#)
- [Downloads & Trials](#)
- [Support](#)
- [Resources](#)
- [Lookups](#)
- [Contact Us](#)

International Address Verification

Validate, Cleanse and Ensure Deliverability- 24 hours a day

[Click here for Address Doctor](#)

Nonprofit Organization Lookup

[Help](#)

[Index](#)

Enter a 5-digit ZIP Code, organization name or 9-digit Tax ID

GRASS LAND FARM INC	
In Care of Name	ANDREW A WURZ
Address	PO BOX 88 SAND COULEE, MT 59472-0088 MapG MapY MapV
IRS Subsection	501(d) - A religious and apostolic association.
Type of Organization	Corporation
Deductibility	Contributions are NOT deductible
Tax I.D. Number	810531926
Exempt Since	06-2009
Form 990 Requirement	Not required to file 990
Classification	Religion Related, Spiritual Development N.E.C.
Share with others information about this Nonprofit - like the web site, e-mail address, how to donate or any corrections to the data shown.	
<input type="button" value="Post a Message"/>	

Messages

[How Can We Improve this Lookup?](#) | [Email to a Friend](#) | [Lookups Forum](#) | [Terms of Use](#)

MELISSA DATA[Sign In](#) | [Cart](#) | [Newsletters](#) | [Search](#)

1-800-MELISSA

[Products](#)[Solutions](#)[Downloads & Trials](#)[Support](#)[Resources](#)[Lookups](#)[Contact Us](#)**# Free Lookups**[Home](#) > [Lookups](#) > **Nonprofit Organization Lookup**[Help](#)**Got blank fields in your contact data? Fill 'em up with Data append services**[Start filling in the blanks now](#)Enter a 5-digit ZIP Code,
organization name or 9-digit Tax ID**Use this LookUp to:**

- Find information on over 1.4 million registered nonprofit organizations in the United States
- Get organization name, assets, income, and IRS subsection
- Select organization for contact name and address, type of foundation and organization
- Get deductibility status, classification, Form 990, and more

GRASS LAND FARM INC

In Care of Name	ANDREW A WURZ
Address	PO BOX 88 SAND COULEE, MT 59472-0088 MapG MapY MapV
IRS Subsection	501(d) - A religious and apostolic association.
Type of Organization	Corporation
Deductibility	Contributions are NOT deductible
Tax I.D. Number	810531926
Exempt Since	06-2009
Form 990 Requirement	Not required to file 990
Classification	Religion Related, Spiritual Development N.E.C.

Share with others information about this Nonprofit - like the web site, e-mail address, how to donate or any corrections to the data shown.

[Post a Message](#)**Messages**[How Can We improve this Lookup?](#) | [Send to a Friend](#) | [Lookups Forum](#) | [Terms of Use](#)

Contact Information for Farms as USDA farm subsidy recipients
Subject: Grass Land Farm Inc, Sand Coulee, MT 59472
(note: name not confirmed as a Hutterite colony)

> Contact Information

1) IRS data

Address:

Grass Land Farm Inc

PO Box 88

Sand Coulee, MT 59472-0088

Address verification results from [www.melissadata.com]:

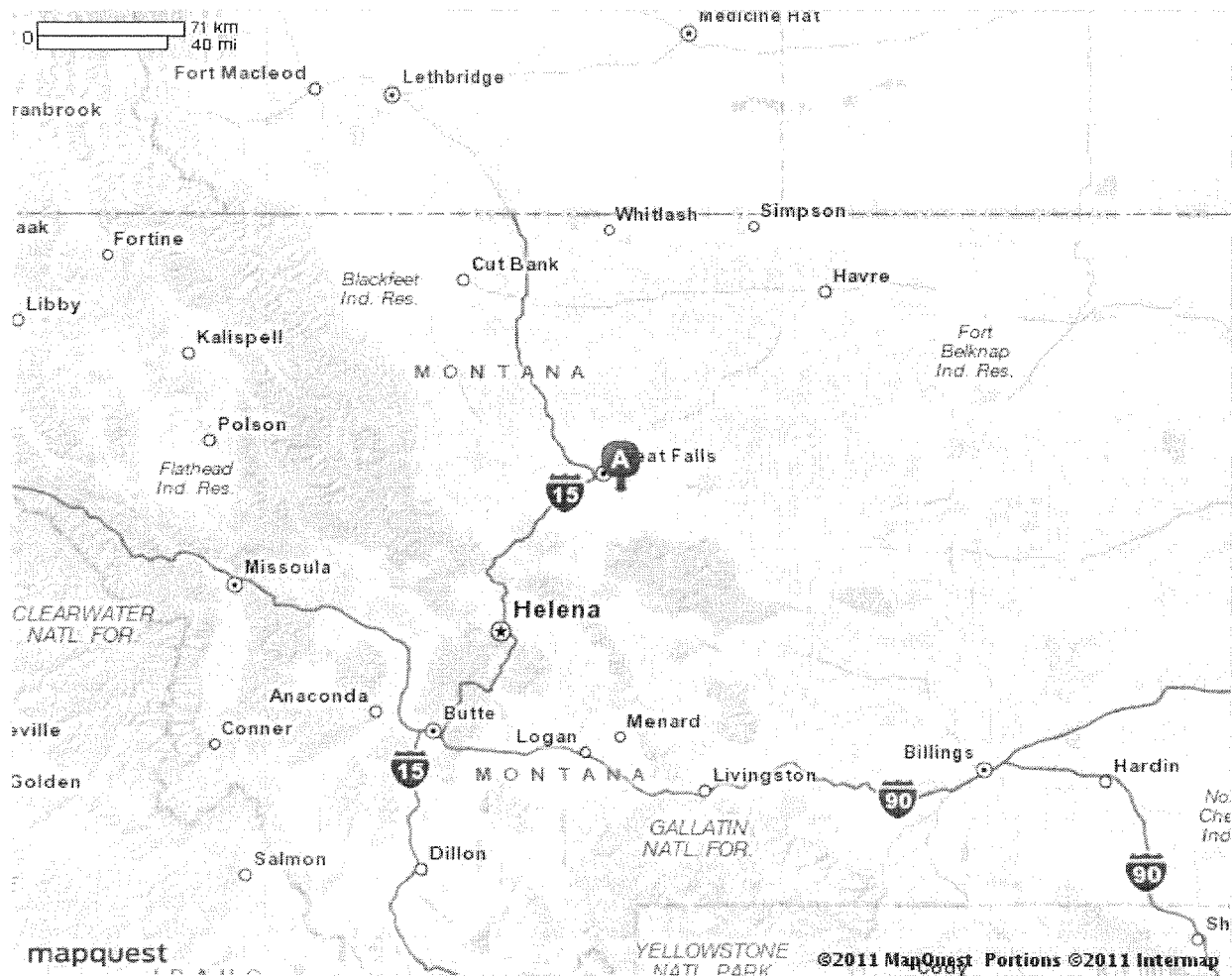
1) For (1) IRS data: address verified



MAPQUEST.

Map of Sand Coulee, MT

Notes



All rights reserved. Use subject to [License/Copyright](#) | [Map Legend](#)

Directions and maps are informational only. We make no warranties on the accuracy of their content, road conditions or route usability or expeditiousness. You assume all risk of use. MapQuest and its suppliers shall not be liable to you for any loss or delay resulting from your use of MapQuest. Your use of MapQuest means you agree to our [Terms of Use](#)

List of Evidence for Farms as USDA farm subsidy recipients

(note: farm may be a Hutterite colony)

Subject: Greedy Farms Inc, Pendroy, MT 59467

Location by State: Montana

Form and Version of Evidence: Original Evidence (Long Form)

Timeframe of Evidence as Webpages: 2009-2011

Topic: Original Evidence (Long Form) includes Findings and Conclusion

Section LF. List of Evidence (original evidence, long form)

1) EWG dataset (7/22/2011) for data 1995-2010 from [<http://farm.ewg.org/>]

a) 'Search Result' webpage

URL: [<http://farm.ewg.org/addrsearch.php?s=yup&stab=US&zip=&last=&first=&stab=AL&fulln...>]

b) 'Farm Location(s)' webpage

URL: [<http://farm.ewg.org/persondetail.php?custnumber=A11301267&summlevel=address>]

c) 'Summary' webpage(s)

URL: [<http://farm.ewg.org/persondetail.php?custnumber=A11301267>]

d) 'Programs' webpage(s)

URL: [<http://farm.ewg.org/persondetail.php?custnumber=A11301267&summlevel=detail>]

e) 'Ownership Interest(s)' webpage(s)

URL: [<http://farm.ewg.org/persondetail.php?custnumber=A11301267&summlevel=whois>]

Data:

1) Hutterite surnames found with USDA ownership shares data (2010):

[Hofer, Waldner, Wipf]

(note: for verification of Hutterite surnames refer to the webpage 'Surnames of Founding Families' at [<http://www.feehhs.org/links/hutterites/surnames.html>])

2) IRS Exempt Organization (EO) data webpage(s) from [www.irs.gov]

EO File URL: [<http://www.irs.gov/taxstats/charitablestats/article/0,,id=97186,00.html>]

EO File Date: (12/7/2009 is date EO file was downloaded from IRS website to CD)

3) Melissa Data webpage(s) (11/9/2009) and (7/22/2011) from [www.melissadata.com]

URL (11/9/2009): [<http://www.melissadata.com/lookups/np.asp?ein=810532139>]

URL (7/22/2011): [<http://www.melissadata.com/lookups/np.asp?ein=810532139>]

4) Manta data webpage(s) from [www.manta.com]

URL: (evidence not included)

5) Hutterite Directory webpage(s)

From [www.cedrontech.com], or link from [www.hutterites.org]

URL: (evidence not included)

6) Contact Information page(s)

7) MapQuest webpage(s) (7/22/2011) from [www.mapquest.com]

List of Evidence for Farms as USDA farm subsidy recipients

(note: farm may be a Hutterite colony)

Subject: Grendy Farms Inc, Pendroy, MT 59467

Location by State: Montana

Topic: Findings, for Section LF

(page 1)

Findings (for Section LF):

1:

Grendy Farms Inc cannot be confirmed as a Hutterite colony and member of the Hutterian Brethren Church due to a lack of evidence. Hutterite surnames are found at Grendy Farms Inc. Data for Grendy Farms Inc for ID as a Hutterite colony:

1) Name: Grendy Farms Inc, Pendroy, MT 59467

2) Hutterite surnames found with USDA ownership shares data (2010): Hofer, Waldner, Wipf (note: for verification of Hutterite surnames refer to the webpage 'Surnames of Founding Families' at [<http://www.feeffhs.org/links/hutterites/surnames.html>])

3) IRS EO/BMF data:

a) Name: Grendy Farms Inc, Pendroy, MT 59467-0021

b) IRC Section:

1) IRM Table: 501(d) Apostolic and religious organization

2) SOI Table: 501(d) Apostolic and Religious Org.

2(a):

IRS EO/BMF data found and the organization name and location are the same as the USDA business name and location.

USDA Business Name and Location:

[Grendy Farms Inc, Pendroy, MT 59467]

IRS Organization Name and Location:

[Grendy Farms Inc, Pendroy, MT 59467-0021]

The IRC section is '501(d) Apostolic and religious organization' and the ruling date is 06/2009. Grendy Farms Inc, Pendroy, MT 59467, is confirmed as a tax-exempt nonprofit religious organization during the timeframe 1995-2010 when the organization received USDA farm subsidies.

2(b):

'Summary' data shows that the farm subsidy payment data for the calculation of the USDA farm subsidy total for 1995-2010 applies to 2000-2010.

3:

Comparison of IRS EO/BMF data with Melissa Data data:

[Data Date: (IRS 12/7/2009), (Melissa Data 11/9/2009, 7/22/2011)]

[Data: EIN, Organization Name, Location by State, IRC Section, Ruling Date]

[810532139, Grendy Farms Inc, MT, 501(d), 06/2009 = IRS]

[810532139, Grendy Farms Inc, MT, 501(d), 06-2009 = Melissa Data (11/9/2009)]

[810532139, Grendy Farms Inc, MT, 501(d), 06-2009 = Melissa Data (7/22/2011)]

Comparison of data demonstrates all data is the same basic data.

List of Evidence for Farms as USDA farm subsidy recipients

(note: farm may be a Hutterite colony)

Subject: Grendy Farms Inc, Pendroy, MT 59467

Location by State: Montana

Topic: Findings, for Section LF

(page 2)

4:

IRS EO/BMF data indicates the organization is not required to file Form 990. Data from Melissa Data for the same organization indicates the organization is not required to file Form 990. The organization is classified as IRC section 501(d) and files Form 1065 so the data for Form 990 is correct.

5:

Dataset for timeframe 1995-2010:

Identity of USDA farm subsidy recipient:

[Grendy Farms Inc, Pendroy, MT 59467]

USDA farm subsidy total:

- 1) Subsidy Total 1995-2010: \$821,577.77 (note: exact calculation)
- 2) Subsidy Payments 1995-2010 Total: \$821,578 (note: rounded off calculation)
- 3) 'Summary' data shows that the farm subsidy payment data for the calculation of the USDA farm subsidy total for 1995-2010 applies to 2000-2010. So, a calculation for financial compensation will need to consider the ruling date 06/2009.
- 4) 'Summary' data for Total USDA Subsidies 2010: \$120,522

IRS EO/BMF data (12/7/2009):

1) Name:

[Grendy Farms Inc, PO Box 21, Pendroy, MT 59467-0021]

2) Employer Identification Number (EIN): 810532139

3) IRC Section: 501(d) Apostolic and religious organization

4) Ruling Date: 06/2009

Melissa Data (11/9/2009, 7/22/2011):

1) Name:

[Grendy Farms Inc, PO Box 21, Pendroy, MT 59467-0021]

2) Tax I.D. Number: 810532139

3) IRS Subsection: 501(d) - A religious and apostolic association.

4) Exempt Since: 06-2009

Operating As: Farm as a tax-exempt nonprofit religious organization

List of Evidence for Farms as USDA farm subsidy recipients

(note: farm may be a Hutterite colony)

Subject: Grendy Farms Inc, Pendroy, MT 59467

(note: name not confirmed as a Hutterite colony)

Location by State: Montana

Status: Confirmed as EO (Exempt Organization)

Topic: Conclusion, for Section LF

(page 1)

Conclusion (for Section LF):

1(a):

Grendy Farms Inc, Pendroy, MT 59467, is confirmed as a tax-exempt nonprofit religious organization during the timeframe 1995-2010 when the organization received USDA farm subsidies. The organization's IRC section is '501(d) Apostolic and religious organization' and the ruling date is 06/2009.

1(b):

'Summary' data shows that the farm subsidy payment data for the calculation of the USDA farm subsidy total for 1995-2010 applies to 2000-2010.

2:

Dataset for timeframe 1995-2010:

Identity of USDA farm subsidy recipient:

[Grendy Farms Inc, Pendroy, MT 59467]

USDA farm subsidy total:

1) Subsidy Total 1995-2010: \$821,577.77 (note: exact calculation)

2) Subsidy Payments 1995-2010 Total: \$821,578 (note: rounded off calculation)

3) 'Summary' data shows that the farm subsidy payment data for the calculation of the USDA farm subsidy total for 1995-2010 applies to 2000-2010. So, a calculation for financial compensation will need to consider the ruling date 06/2009.

4) 'Summary' data for Total USDA Subsidies 2010: \$120,522

IRS EO/BMF data (12/7/2009):

1) Name:

[Grendy Farms Inc, PO Box 21, Pendroy, MT 59467-0021]

2) Employer Identification Number (EIN): 810532139

3) IRC Section: 501(d) Apostolic and religious organization

4) Ruling Date: 06/2009

Melissa Data (11/9/2009, 7/22/2011):

1) Name:

[Grendy Farms Inc, PO Box 21, Pendroy, MT 59467-0021]

2) Tax I.D. Number: 810532139

3) IRS Subsection: 501(d) - A religious and apostolic association.

4) Exempt Since: 06-2009

Operating As: Farm as a tax-exempt nonprofit religious organization

List of Evidence for Farms as USDA farm subsidy recipients

(note: farm may be a Hutterite colony)

Subject: Grendy Farms Inc, Pendroy, MT 59467

(note: name not confirmed as a Hutterite colony)

Location by State: Montana

Status: Confirmed as EO (Exempt Organization)

Topic: Conclusion, for Section LF

(page 2)

3:

Identification data:

Name: Grendy Farms Inc, Pendroy, MT 59467

IRS EO/BMF data: Grendy Farms Inc, PO Box 21, Pendroy, MT 59467-0021

4:

Recommendation:

> Step 1

Determine if organization is a Hutterite colony.

Name: Grendy Farms Inc, Pendroy, MT 59467

Hutterite surnames found with USDA ownership shares data (2010): Hofer, Waldner, Wipf

IRS EO/BMF data:

[Name: Grendy Farms Inc, PO Box 21, Pendroy, MT 59467-0021]

[IRC Section: 501(d) Apostolic and religious organization]



EWG Farm Subsidy Database

Corporate Subsidy Recipients 1 to 1 of 1 in Montana

Business Name: **GRENDY**

Rank	Name	Location	Subsidy Total 1995-2010
1	<u>Grendy Farms Inc</u>	Pendroy, MT 59467	\$ 821,577.77

Note: The information on conservation spending for 2010 is incomplete due to missing data from USDA's Natural Resource Conservation Service. Payment data currently are not included for the Environmental Quality Incentives Program, but will be added once NRCS makes it available.

The information provided for the Wetland Reserve Program (WRP) provides an inaccurate picture of how WRP payments are distributed. USDA's Natural Resource Conservation Service uses title companies as intermediaries to finalize wetlands easements under the Wetlands Reserve Program. As a result, the data provided to us shows large sums of money going to these title companies. In reality, the payments are ultimately distributed to landowners participating in the WRP.

Unfortunately, NRCS has not provided the data to show where these farms and wetlands are located or which farmers or landowners are enrolling in the program, so EWG is unable to allocate these large sums of money to individuals beyond the title companies. Therefore, these companies skew the conservation rankings and payment concentration, which EWG cannot avoid unless and until NRCS makes available the additional farm attribution data. Therefore, we have not included WRP payments in the 2010 data update.

Finally, we have separated data on farm commodity, disaster and conservation payments in order to provide a more accurate picture of top recipients and concentration of payments among the three main categories of USDA programs.



USDA subsidy information for **Grendy Farms Inc**

Addresses on file with USDA for Grendy Farms Inc

USDA county office from which subsidies were paid:	Subsidy Payments 1995-2010	Most recent address on file in USDA county office
Teton County, Montana	\$821,578	Greedy Farms Inc Pendroy, MT 59467
Total	\$821,578	

Note: The information on conservation spending for 2010 is incomplete due to missing data from USDA's Natural Resource Conservation Service. Payment data currently are not included for the Environmental Quality Incentives Program, but will be added once NRCS makes it available.

The information provided for the Wetland Reserve Program (WRP) provides an inaccurate picture of how WRP payments are distributed. USDA's Natural Resource Conservation Service uses title companies as intermediaries to finalize wetlands easements under the Wetlands Reserve Program. As a result, the data provided to us shows large sums of money going to these title companies. In reality, the payments are ultimately distributed to landowners participating in the WRP.

Unfortunately, NRCS has not provided the data to show where these farms and wetlands are located or which farmers or landowners are enrolling in the program, so EWG is unable to allocate these large sums of money to individuals beyond the title companies. Therefore, these companies skew the conservation rankings and payment concentration, which EWG cannot avoid unless and until NRCS makes available the additional farm attribution data. Therefore, we have not included WRP payments in the 2010 data update.

Finally, we have separated data on farm commodity, disaster and conservation payments in order to provide a more accurate picture of top recipients and concentration of payments among the three main categories of USDA programs.



Grendy Farms Inc received payments totaling \$821,578 from 1995 through 2010

Year	Conservation Subsidies	Disaster Subsidies	Commodity Subsidies	Total USDA Subsidies 1995-2010
1995	\$0	\$0	\$0	\$0
1996	\$0	\$0	\$0	\$0
1997	\$0	\$0	\$0	\$0
1998	\$0	\$0	\$0	\$0
1999	\$0	\$0	\$0	\$0
2000	\$0	\$0	\$108,687	\$108,687
2001	\$0	\$47,203	\$74,810	\$122,013
2002	\$0	\$21,256	\$30,363	\$51,619
2003	\$0	\$28,406	\$42,713	\$71,119
2004	\$0	\$0	\$100,922	\$100,922
2005	\$0	\$48,595	\$40,472	\$89,067
2006	\$0	\$0	\$57,195	\$57,195
2007	\$0	\$0	\$36,538	\$36,538
2008	\$0	\$19,481	\$36,538	\$56,019
2009	\$0	\$0	\$7,877	\$7,877
2010	\$0	\$0	\$120,522	\$120,522
Total	\$0	\$164,941	\$656,637	\$821,578

Crop Summary for Grendy Farms Inc

Crop	Payments 1995-2010
Wheat Subsidies**	\$295,525
Barley Subsidies**	\$233,333
Canola Subsidies**	\$6,783
Oat Subsidies**	\$465

Note: The information on conservation spending for 2010 is incomplete due to missing data from USDA's Natural Resource Conservation Service. Payment data currently are not included for the Environmental Quality Incentives Program, but will be added once NRCS makes it available.

The information provided for the Wetland Reserve Program (WRP) provides an inaccurate picture of how WRP payments are distributed. USDA's Natural Resource Conservation Service uses title companies as intermediaries to finalize wetlands easements under the Wetlands Reserve Program. As a result, the data provided to us shows large sums of money going to these title companies. In reality, the payments are ultimately distributed to landowners participating in the WRP.

Unfortunately, NRCS has not provided the data to show where these farms and wetlands are located or which farmers or landowners are enrolling in the program, so EWG is unable to allocate these large sums of money to individuals.

USDA subsidy information for **Greindy Farms Inc****Payment Breakdown**

Subsidy Program	Total Payments 1995-2010
Total USDA - Subsidies	\$821,578
<i>Subtotal, Farming Subsidies</i>	\$656,637
<i>Subtotal, Disaster Payments</i>	\$164,941

Commodity subsidy breakdown

Subsidy Program	Total Payments 1995-2010
Subtotal, Farming Subsidies	\$656,637
<i>Total Direct Payments</i>	\$233,377
Direct Payment - Barley	\$86,620
Direct Payment - Canola	\$3,463
Direct Payment - Wheat	\$143,294
<i>Total Counter Cyclical Payments</i>	\$15,693
Counter Cyclical Payment - Barley	\$15,693
<i>Average Crop Revenue Election Program (ACRE)</i>	\$120,522
ACRE - Direct Payments	\$48,632
ACRE - Revenue Support	\$71,890
<i>Production Flexibility Contracts</i>	\$99,779
Production Flexibility - Barley	\$34,050
Production Flexibility - Oats	\$221
Production Flexibility - Wheat	\$65,508
<i>Mkt. Loss Asst. - Commodity Crops</i>	\$75,222
Market Loss Assistance - Barley	\$24,352
Market Loss Assistance - Oats	\$244
Market Loss Assistance - Wheat	\$50,626
<i>Oilseed Program</i>	\$1,323
Oilseed Program - Canola	\$1,323
<i>Loan Deficiency Payments</i>	\$90,856
Loan Deficiency - Barley	\$72,618
Loan Deficiency - Canola Oil	\$1,997
Loan Deficiency - Wheat	\$16,241
<i>Misc. Farm - Subsidies</i>	\$8

Interest Penalty Payments	\$8
<i>Hard Winter Wheat Incentive Program</i>	\$19,856
Hard Winter Wheat Incentive Payment	\$19,856

Disaster subsidy breakdown


Subsidy Program	Total Payments 1995-2010
Subtotal, Disaster Payments	\$164,941
<i>Misc. Disaster Payments</i>	\$164,941
Crop Disaster - Program	\$143,685
Quality Losses Program	\$21,256

Note: The information on conservation spending for 2010 is incomplete due to missing data from USDA's Natural Resource Conservation Service. Payment data currently are not included for the Environmental Quality Incentives Program, but will be added once NRCS makes it available.

The information provided for the Wetland Reserve Program (WRP) provides an inaccurate picture of how WRP payments are distributed. USDA's Natural Resource Conservation Service uses title companies as intermediaries to finalize wetlands easements under the Wetlands Reserve Program. As a result, the data provided to us shows large sums of money going to these title companies. In reality, the payments are ultimately distributed to landowners participating in the WRP.

Unfortunately, NRCS has not provided the data to show where these farms and wetlands are located or which farmers or landowners are enrolling in the program, so EWG is unable to allocate these large sums of money to individuals beyond the title companies. Therefore, these companies skew the conservation rankings and payment concentration, which EWG cannot avoid unless and until NRCS makes available the additional farm attribution data. Therefore, we have not included WRP payments in the 2010 data update.

Finally, we have separated data on farm commodity, disaster and conservation payments in order to provide a more accurate picture of top recipients and concentration of payments among the three main categories of USDA programs

USDA subsidy information for **Grendy Farms Inc****Ownership shares for Grendy Farms Inc**Pick year for ownership information 

USDA county office/Ownership:	Percentage Share*
Grendy Farms Inc	
ownership information from 2010	
Teton County, Montana	
Anna J Hofer	N/A*
Tobias J Hofer	N/A*
Henry J Hofer	N/A*
Susie J Hofer	N/A*
Daniel D Hofer	N/A*
Thomas P Waldner	N/A*
Gary M Hofer	N/A*
Lydia J Hofer	N/A*
Anita J Hofer	N/A*
Jacob J Hofer	N/A*
David G Hofer	N/A*
Kennith J Waldner	N/A*
Debra D Waldner	N/A*
Mary J Wipf	N/A*
Lisa P Hofer	N/A*
Loreen G Hofer	N/A*
Larry M Hofer	N/A*
Danielle T Waldner	N/A*
Marilyn M Hofer	N/A*
Ashley D Hofer	N/A*
Justina G Hofer	N/A*
Kathleen K Waldner	N/A*
Daniel D Hofer	N/A*
Lorna G Hofer	N/A*
Michael S Hofer	N/A*
Drew Hofer	N/A*

<u>John G Hofer</u>	N/A*
<u>Katie D Hofer</u>	N/A*
<u>Rebecca T Waldner</u>	N/A*
<u>Rene T Waldner</u>	N/A*
<u>Joseph M Hofer</u>	N/A*
<u>Shannon T Waldner</u>	N/A*
<u>Delilah M Hofer</u>	N/A*
<u>Jacob K Waldner</u>	N/A*
<u>Jayden K Waldner</u>	N/A*
USDA exempted entity from release	N/A*

* According to USDA percentage shares for ownership may not reflect share of subsidy payments. EWG review shows that share information on file with USDA may not always equal 100 percent. Most recent percentage share information is from 2008. Future release of this information was barred by law in the 2008 Farm Bill.

Note: The information on conservation spending for 2010 is incomplete due to missing data from USDA's Natural Resource Conservation Service. Payment data currently are not included for the Environmental Quality Incentives Program, but will be added once NRCS makes it available.

The information provided for the Wetland Reserve Program (WRP) provides an inaccurate picture of how WRP payments are distributed. USDA's Natural Resource Conservation Service uses title companies as intermediaries to finalize wetlands easements under the Wetlands Reserve Program. As a result, the data provided to us shows large sums of money going to these title companies. In reality, the payments are ultimately distributed to landowners participating in the WRP.

Unfortunately, NRCS has not provided the data to show where these farms and wetlands are located or which farmers or landowners are enrolling in the program, so EWG is unable to allocate these large sums of money to individuals beyond the title companies. Therefore, these companies skew the conservation rankings and payment concentration, which EWG cannot avoid unless and until NRCS makes available the additional farm attribution data. Therefore, we have not included WRP payments in the 2010 data update.

Finally, we have separated data on farm commodity, disaster and conservation payments in order to provide a more accurate picture of top recipients and concentration of payments among the three main categories of USDA programs.

810411098	GREEN MEADOW CHRISTIAN REFORMED CHURCH		
4790	GREEN MEADOW DR	HELENA	MT59602-712326050397
197502110001000000101000000	00060	12	
810306248	GREEN MEADOW COUNTRY CLUB INC		
PO BOX 768	HELENA		MT59624-076800000731
19701220031831900010100000020081276010	12000000069727490000002249013		
0000001859407			
810510078	GREEN MEADOWS MANOR CORPORATION		
% NORTHWEST MT HUMAN RESOURCES INC PO BOX 8300			
KALISPELL	MT59904-130000000331		
19970311799438000010100000020061200020	1200000000000000000000000000000000000000		
00000000000000 L20			
043391766	GREENVILLE WILDLIFE PARK INC		
% KATHERINE E ELDRIDGE	PO BOX 240029		DELL
MT59724-002900000331	19980811699535500010100000020041200020		
1200000000000000000000000000000000000000	00		
810532139	GRENDY FARMS INC		
PO BOX 21	PENDROY		MT59467-002100004031
2009062000000000000101000000	00000	12	
X99			
810256172	GREY EAGLE DITCH COMPANY		
% GEORGIA KEMBEL	312 MOORE LN		
BILLINGS	MT59101-341900001232		
19450820023000000050100000020081200020	1200000000000000000000000000000000000000		
00000000000000			
810487005	GREYHOUND PETS OF AMERICA		
% DAN TRIPP	1790 MERIDIAN RD		VICTOR
MT59875-975841020391	19890411614900000010100000020071212020		
12000000000087610000000015224	0000000010863		ROCKY MOUNTAIN
816009630	GRIFFIS SCHOLARSHIP FOUNDATION		
% FIRST INTERNTL BK OF KALISPELL NAPO BOX 7130			
KALISPELL	MT59904-013000000332		
19620610405900000020100000020081231001	12000000006862200000000002508		
203619161	GRIZ KIDZ		
% THAD A HUSE	201 W MAIN ST STE 201		
MISSOULA	MT59802-432600000331		
20060511500000000010120091220081200020	1200000000000000000000000000000000000000		
00000000000000 P60			
200110656	GRIZZLY ACTIVITY INC		
% DAVID HIRSCHFELD	PO BOX 7		CHOTEAU
MT59422-000700000331	20031211600000000010100000020071200020		
1200000000000000000000000000000000000000	00		
810407200	GRIZZLY ATHLETIC ASSOCIATION		
UNIVERISITY OF MONTANA ADAMS CENTERMISSOULA			MT59812-000100000331
19840911503800000010100000020080666010	0600000024923950000002072138		
0000001840045			
810527102	GRIZZLY DISCOVERY CENTER A NOT- FOR-PROFIT CORPORATION		
% NANCY HEIDEMAN	PO BOX 996		W
YELLOWSTONE	MT59758-099600000332		
20000811600000000010100000020080966010	0900000048582950000001791850		
0000001568229	D340		
810372197	GROSKINSKY FOUNDATION		
34851	COUNTY ROAD 120Z	SIDNEY	MT59270-640200000332
19780710404004100010100000020080943001	0900000002032530000000025773		
363645992	GROUNDED EAGLE FOUNDATION INC		
278	KRAFT CREEK RD	CONDON	MT59826-880100000331


[Sign In](#) | [Cart](#) | [Newsletters](#)

1-800-MELISSA

[Products](#)[Solutions](#)[Downloads & Trials](#)[Support](#)[Resources](#)

Find the best solution for your business

- ✓ Direct Mail
- ✓ Contact Data Management
- ✓ Target Marketing
- ✓ Enterprise Data Quality

[Download](#)

Nonprofit Organization Lookup

Enter a 5-digit ZIP Code, organization name or 9-digit Tax ID


GRENDY FARMS INC	
Address	PO BOX 21 PENDROY, MT 59467-0021 MapG MapY MapV
IRS Subsection	501(d) - A religious and apostolic association.
Type of Organization	Corporation
Deductibility	Contributions are NOT deductible
Tax I.D. Number	810532139
Exempt Since	06-2009
Form 990 Requirement	Not required to file 990
Classification	Religion Related, Spiritual Development N.E.C.
Share with others information about this Nonprofit - like the web site, e-mail address, how to donate or any corrections to the data shown.	
<input type="button" value="Post a Message"/>	

Messages

[How Can We Improve this Lookup?](#) | [Email to a Friend](#) | [Lookups Forum](#) | [Terms of Use](#)

MELISSA DATA®

1-800-MELISSA

[Sign In](#) | [Cart](#) | [Newsletters](#) | [Search](#)[Products](#) [Solutions](#) [Downloads & Trials](#) [Support](#) [Resources](#) [Lookups](#) [Contact Us](#)

Find the best solution for your business

- ✓ Direct Mail
- ✓ Contact Data Management
- ✓ Target Marketing
- ✓ Enterprise Data Quality

[Download](#)

Nonprofit Organization Lookup

[Help](#)[Index](#)

Enter a 5-digit ZIP Code, organization name or 9-digit Tax ID

GRENDY FARMS INC	
Address	PO BOX 21 PENDROY, MT 59467-0021 MapG MapY MapV
IRS Subsection	501(d) - A religious and apostolic association.
Type of Organization	Corporation
Deductibility	Contributions are NOT deductible
Tax I.D. Number	810532139
Exempt Since	06-2009
Form 990 Requirement	Not required to file 990
Classification	Religion Related, Spiritual Development N.E.C.
Share with others information about this Nonprofit - like the web site, e-mail address, how to donate or any corrections to the data shown.	
<input type="button" value="Post a Message"/>	


Messages

[How Can We Improve this Lookup?](#) | [Email to a Friend](#) | [Lookups Forum](#) | [Terms of Use](#)

[Sign In](#) | [Cart](#) | [Newsletters](#) | [Search](#)

1-800-MELISSA

[Products](#)[Solutions](#)[Downloads & Trials](#)[Support](#)[Resources](#)[Lookups](#)[Contact Us](#)[Free Lookups](#)[Home](#) > [Lookups](#) > Nonprofit Organization Lookup[Help](#)



40% of the success of a direct mail campaign is dependent on 1 thing - having an accurate, effective mailing list.

[select a list now](#)

Enter a 5-digit ZIP Code,
organization name or 9-digit Tax ID

Use this LookUp to:

- Find information on over 1.4 million registered nonprofit organizations in the United States
- Get organization name, assets, income, and IRS subsection
- Select organization for contact name and address, type of foundation and organization
- Get deductibility status, classification, Form 990, and more

GRENDY FARMS INC**PO BOX 21****Address** **PENDROY, MT 59467-0021**
[MapG](#) [MapY](#) [MapV](#)**IRS Subsection** **501(d) - A religious and apostolic association.****Type of Organization** **Corporation****Deductibility** **Contributions are NOT deductible****Tax I.D. Number** **810532139****Exempt Since** **06-2009****Form 990 Requirement** **Not required to file 990****Classification** **Religion Related, Spiritual Development N.E.C.**

Share with others information about this Nonprofit - like the web site, e-mail address, how to donate or any corrections to the data shown.

Messages[How Can We Improve this Lookup?](#) | [Send to a Friend](#) | [Lookups Forum](#) | [Terms of Use](#)

Contact Information for Farms as USDA farm subsidy recipients
Subject: Grendy Farms Inc, Pendroy, MT 59467
(note: name not confirmed as a Hutterite colony)

> Contact Information

1) IRS data

Address:

Grendy Farms Inc

PO Box 21

Pendroy, MT 59467-0021

Address verification results from [www.melissadata.com]:

1) For (1) IRS data: address verified

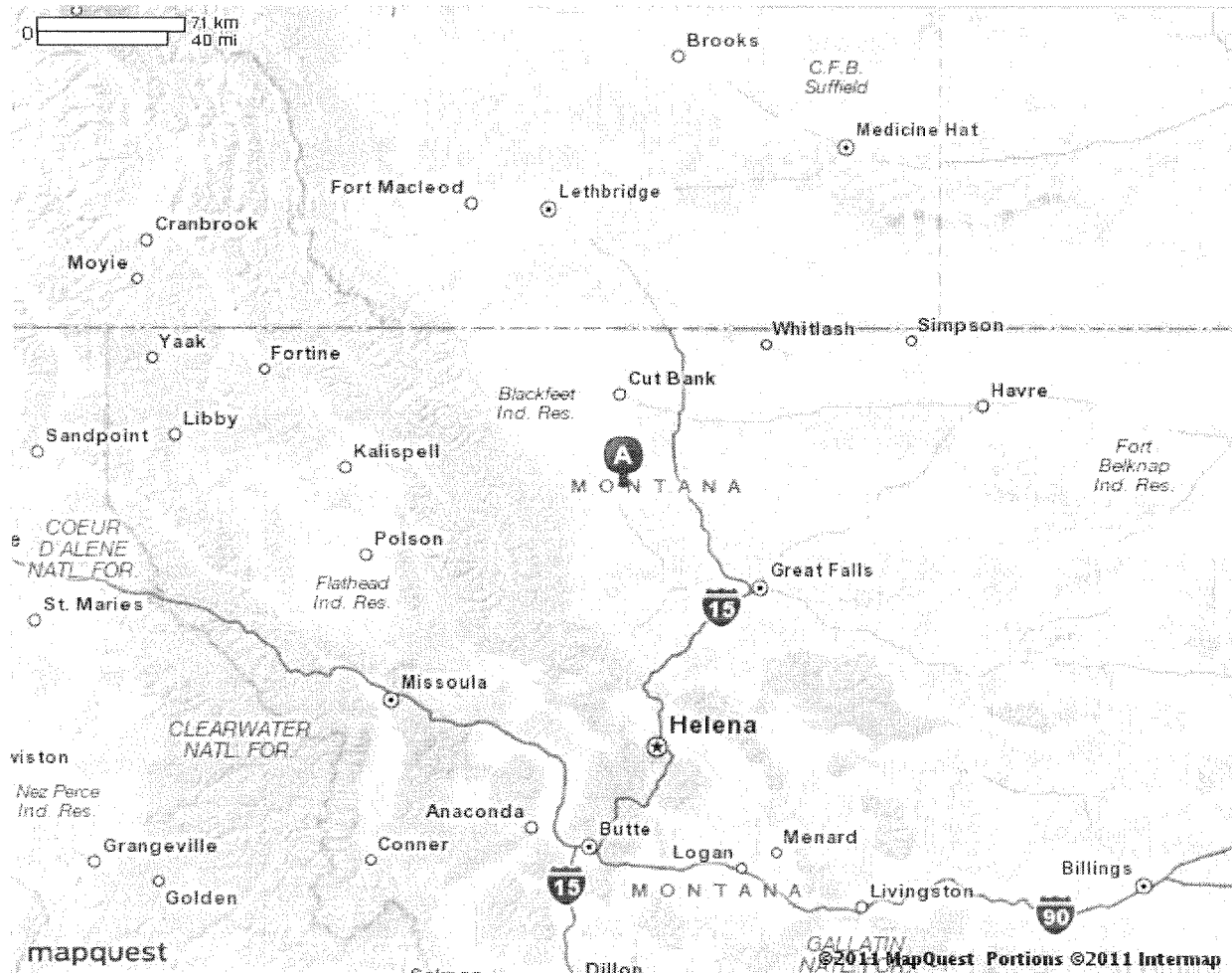
Note: address is vacant



MAPQUEST

Map of Pendroy, MT

Notes



All rights reserved. Use subject to License/Copyright | [Map Legend](#)

Directions and maps are informational only. We make no warranties on the accuracy of their content, road conditions or route usability or expeditiousness. You assume all risk of use. MapQuest and its suppliers shall not be liable to you for any loss or delay resulting from your use of MapQuest. Your use of MapQuest means you agree to our [Terms of Use](#)

List of Evidence for Farms as USDA farm subsidy recipients

(note: farm may be a Hutterite colony)

Subject: Harvey Farms Inc, Cut Bank, MT 59427

Location by State: Montana

Form and Version of Evidence: Original Evidence (Long Form)

Timeframe of Evidence as Webpages: 2009-2011

Topic: Original Evidence (Long Form) includes Findings and Conclusion

Section LF. List of Evidence (original evidence, long form)

1) EWG dataset (7/22/2011) for data 1995-2010 from [<http://farm.ewg.org/>]

a) 'Search Result' webpage

URL: [<http://farm.ewg.org/addrsearch.php?s=yup&stab=US&zip=&last=&first=&stab=AL&fulln...>]

b) 'Farm Location(s)' webpage

URL: [<http://farm.ewg.org/persondetail.php?custnumber=A11281878&summlevel=address>]

c) 'Summary' webpage(s)

URL: [<http://farm.ewg.org/persondetail.php?custnumber=A11281878>]

d) 'Programs' webpage(s)

URL: [<http://farm.ewg.org/persondetail.php?custnumber=A11281878&summlevel=detail>]

e) 'Ownership Interest(s)' webpage(s)

URL: [<http://farm.ewg.org/persondetail.php?custnumber=A11281878&summlevel=whois>]

Data:

1) Hutterite surnames found with USDA ownership shares data (2010): Waldner, Wipf (note: for verification of Hutterite surnames refer to the webpage 'Surnames of Founding Families' at [<http://www.feefhs.org/links/hutterites/surnames.html>])

2) IRS Exempt Organization (EO) data webpage(s) from [www.irs.gov]

EO File URL: [<http://www.irs.gov/taxstats/charitablestats/article/0,,id=97186,00.html>]

EO File Date: (12/7/2009 is date EO file was downloaded from IRS website to CD)

3) Melissa Data webpage(s) (11/9/2009) and (7/22/2011) from [www.melissadata.com]

URL (11/9/2009): [<http://www.melissadata.com/lookups/np.asp?ein=810532142>]

URL (7/22/2011): [<http://www.melissadata.com/lookups/np.asp?ein=810532142>]

4) Manta data webpage(s) from [www.manta.com]

URL: (evidence not included)

5) Hutterite Directory webpage(s)

From [www.cedrontech.com], or link from [www.hutterites.org]

URL: (evidence not included)

6) Contact Information page(s)

7) MapQuest webpage(s) (7/22/2011) from [www.mapquest.com]

List of Evidence for Farms as USDA farm subsidy recipients

(note: farm may be a Hutterite colony)

Subject: Harvey Farms Inc, Cut Bank, MT 59427

Location by State: Montana

Topic: Findings, for Section LF

(page 1)

Findings (for Section LF):

1:

Harvey Farms Inc cannot be confirmed as a Hutterite colony and member of the Hutterian Brethren Church due to a lack of evidence. Hutterite surnames are found at Harvey Farms Inc.

Data for Harvey Farms Inc for ID as a Hutterite colony:

1) Name: Harvey Farms Inc, Cut Bank, MT 59427

2) Hutterite surnames found with USDA ownership shares data (2010): Waldner, Wipf
(note: for verification of Hutterite surnames refer to the webpage 'Surnames of Founding Families' at [<http://www.feefhs.org/links/hutterites/surnames.html>])

3) IRS EO/BMF data:

a) Name: Harvey Farms Inc, Cut Bank, MT 59427-9101

b) IRC Section:

1) IRM Table: 501(d) Apostolic and religious organization

2) SOI Table: 501(d) Apostolic and Religious Org.

2(a):

IRS EO/BMF data found and the organization name and location are the same as the USDA business name and location.

USDA Business Name and Location:

[Harvey Farms Inc, Cut Bank, MT 59427]

IRS Organization Name and Location:

[Harvey Farms Inc, Cut Bank, MT 59427-9101]

The IRC section is '501(d) Apostolic and religious organization' and the ruling date is 05/2009. Harvey Farms Inc, Cut Bank, MT 59427, is confirmed as a tax-exempt nonprofit religious organization during the timeframe 1995-2010 when the organization received USDA farm subsidies.

2(b):

'Summary' data shows that the farm subsidy payment data for the calculation of the USDA farm subsidy total for 1995-2010 applies to 2000-2010.

3:

Comparison of IRS EO/BMF data with Melissa Data data:

[Data Date: (IRS 12/7/2009), (Melissa Data 11/9/2009, 7/22/2011)]

[Data: EIN, Organization Name, Location by State, IRC Section, Ruling Date]

[810532142, Harvey Farms Inc, MT, 501(d), 05/2009 = IRS]

[810532142, Harvey Farms Inc, MT, 501(d), 05-2009 = Melissa Data (11/9/2009)]

[810532142, Harvey Farms Inc, MT, 501(d), 05-2009 = Melissa Data (7/22/2011)]

Comparison of data demonstrates all data is the same basic data.

List of Evidence for Farms as USDA farm subsidy recipients

(note: farm may be a Hutterite colony)

Subject: Harvey Farms Inc, Cut Bank, MT 59427

Location by State: Montana

Topic: Findings, for Section LF

(page 2)

4:

IRS EO/BMF data indicates the organization is not required to file Form 990. Data from Melissa Data for the same organization indicates the organization is not required to file Form 990. The organization is classified as IRC section 501(d) and files Form 1065 so the data for Form 990 is correct.

5:

Dataset for timeframe 1995-2010:

Identity of USDA farm subsidy recipient:

[Harvey Farms Inc, Cut Bank, MT 59427]

USDA farm subsidy total:

- 1) Subsidy Total 1995-2010: \$915,058.25 (note: exact calculation)
- 2) Subsidy Payments 1995-2010 Total: \$915,058 (note: rounded off calculation)
- 3) 'Summary' data shows that the farm subsidy payment data for the calculation of the USDA farm subsidy total for 1995-2010 applies to 2000-2010. So, a calculation for financial compensation will need to consider the ruling date 05/2009.
- 4) 'Summary' data for Total USDA Subsidies 2010: \$54,040

IRS EO/BMF data (12/7/2009):

1) Name:

[Harvey Farms Inc, 2149 Chalk Butte, Cut Bank, MT 59427-9101]

2) Employer Identification Number (EIN): 810532142

3) IRC Section: 501(d) Apostolic and religious organization

4) Ruling Date: 05/2009

Melissa Data (11/9/2009, 7/22/2011):

1) Name:

[Harvey Farms Inc, 2149 Chalk Butte, Cut Bank, MT 59427-9101]

2) Tax I.D. Number: 810532142

3) IRS Subsection: 501(d) - A religious and apostolic association.

4) Exempt Since: 05-2009

Operating As: Farm as a tax-exempt nonprofit religious organization

List of Evidence for Farms as USDA farm subsidy recipients

(note: farm may be a Hutterite colony)

Subject: Harvey Farms Inc, Cut Bank, MT 59427

(note: name not confirmed as a Hutterite colony)

Location by State: Montana

Status: Confirmed as EO (Exempt Organization)

Topic: Conclusion, for Section LF

(page 1)

Conclusion (for Section LF):

1(a):

Harvey Farms Inc, Cut Bank, MT 59427, is confirmed as a tax-exempt nonprofit religious organization during the timeframe 1995-2010 when the organization received USDA farm subsidies. The organization's IRC section is '501(d) Apostolic and religious organization' and the ruling date is 05/2009.

1(b):

'Summary' data shows that the farm subsidy payment data for the calculation of the USDA farm subsidy total for 1995-2010 applies to 2000-2010.

2:

Dataset for timeframe 1995-2010:

Identity of USDA farm subsidy recipient:

[Harvey Farms Inc, Cut Bank, MT 59427]

USDA farm subsidy total:

- 1) Subsidy Total 1995-2010: \$915,058.25 (note: exact calculation)
- 2) Subsidy Payments 1995-2010 Total: \$915,058 (note: rounded off calculation)
- 3) 'Summary' data shows that the farm subsidy payment data for the calculation of the USDA farm subsidy total for 1995-2010 applies to 2000-2010. So, a calculation for financial compensation will need to consider the ruling date 05/2009.
- 4) 'Summary' data for Total USDA Subsidies 2010: \$54,040

IRS EO/BMF data (12/7/2009):

1) Name:

[Harvey Farms Inc, 2149 Chalk Butte, Cut Bank, MT 59427-9101]

2) Employer Identification Number (EIN): 810532142

3) IRC Section: 501(d) Apostolic and religious organization

4) Ruling Date: 05/2009

Melissa Data (11/9/2009, 7/22/2011):

1) Name:

[Harvey Farms Inc, 2149 Chalk Butte, Cut Bank, MT 59427-9101]

2) Tax I.D. Number: 810532142

3) IRS Subsection: 501(d) - A religious and apostolic association.

4) Exempt Since: 05-2009

Operating As: Farm as a tax-exempt nonprofit religious organization

List of Evidence for Farms as USDA farm subsidy recipients

(note: farm may be a Hutterite colony)

Subject: Harvey Farms Inc, Cut Bank, MT 59427

(note: name not confirmed as a Hutterite colony)

Location by State: Montana

Status: Confirmed as EO (Exempt Organization)

Topic: Conclusion, for Section LF

(page 2)

3:

Identification data:

Name: Harvey Farms Inc, Cut Bank, MT 59427

IRS EO/BMF data: Harvey Farms Inc, 2149 Chalk Butte, Cut Bank, MT 59427-9101

4:

Recommendation:

> Step 1

Determine if organization is a Hutterite colony.

Name: Harvey Farms Inc, Cut Bank, MT 59427

Hutterite surnames found with USDA ownership shares data (2010): Waldner, Wipf

IRS EO/BMF data:

[Name: Harvey Farms Inc, 2149 Chalk Butte, Cut Bank, MT 59427-9101]

[IRC Section: 501(d) Apostolic and religious organization]



EWG Farm Subsidy Database

Corporate Subsidy Recipients **1** to **1** of **1** in Montana

Business Name: **HARVEY FARMS INC**

Rank	Name	Location	Subsidy Total 1995-2010
1	<u>Harvey Farms Inc</u>	Cut Bank, MT 59427	\$ 915,058.25

Note: The information on conservation spending for 2010 is incomplete due to missing data from USDA's Natural Resource Conservation Service. Payment data currently are not included for the Environmental Quality Incentives Program, but will be added once NRCS makes it available.

The information provided for the Wetland Reserve Program (WRP) provides an inaccurate picture of how WRP payments are distributed. USDA's Natural Resource Conservation Service uses title companies as intermediaries to finalize wetlands easements under the Wetlands Reserve Program. As a result, the data provided to us shows large sums of money going to these title companies. In reality, the payments are ultimately distributed to landowners participating in the WRP.

Unfortunately, NRCS has not provided the data to show where these farms and wetlands are located or which farmers or landowners are enrolling in the program, so EWG is unable to allocate these large sums of money to individuals beyond the title companies. Therefore, these companies skew the conservation rankings and payment concentration, which EWG cannot avoid unless and until NRCS makes available the additional farm attribution data. Therefore, we have not included WRP payments in the 2010 data update.

Finally, we have separated data on farm commodity, disaster and conservation payments in order to provide a more accurate picture of top recipients and concentration of payments among the three main categories of USDA programs.



USDA subsidy information for **Harvey Farms Inc**

Addresses on file with USDA for Harvey Farms Inc

USDA county office from which subsidies were paid:	Subsidy Payments 1995-2010	Most recent address on file in USDA county office
Glacier County, Montana	\$915,058	Harvey Farms Inc Cut Bank, MT 59427
Total	\$915,058	

Note: The information on conservation spending for 2010 is incomplete due to missing data from USDA's Natural Resource Conservation Service. Payment data currently are not included for the Environmental Quality Incentives Program, but will be added once NRCS makes it available.

The information provided for the Wetland Reserve Program (WRP) provides an inaccurate picture of how WRP payments are distributed. USDA's Natural Resource Conservation Service uses title companies as intermediaries to finalize wetlands easements under the Wetlands Reserve Program. As a result, the data provided to us shows large sums of money going to these title companies. In reality, the payments are ultimately distributed to landowners participating in the WRP.

Unfortunately, NRCS has not provided the data to show where these farms and wetlands are located or which farmers or landowners are enrolling in the program, so EWG is unable to allocate these large sums of money to individuals beyond the title companies. Therefore, these companies skew the conservation rankings and payment concentration, which EWG cannot avoid unless and until NRCS makes available the additional farm attribution data. Therefore, we have not included WRP payments in the 2010 data update.

Finally, we have separated data on farm commodity, disaster and conservation payments in order to provide a more accurate picture of top recipients and concentration of payments among the three main categories of USDA programs.



Harvey Farms Inc received payments totaling \$915,058 from 1995 through 2010

Year	Conservation Subsidies	Disaster Subsidies	Commodity Subsidies	Total USDA Subsidies 1995-2010
1995	\$0	\$0	\$0	\$0
1996	\$0	\$0	\$0	\$0
1997	\$0	\$0	\$0	\$0
1998	\$0	\$0	\$0	\$0
1999	\$0	\$0	\$0	\$0
2000	\$0	\$0	\$114,731	\$114,731
2001	\$0	\$81,677	\$82,232	\$163,909
2002	\$0	\$1,241	\$39,917	\$41,158
2003	\$0	\$56,985	\$40,000	\$96,985
2004	\$0	\$0	\$80,235	\$80,235
2005	\$0	\$35,131	\$84,441	\$119,572
2006	\$0	\$0	\$48,925	\$48,925
2007	\$0	\$0	\$40,000	\$40,000
2008	\$0	\$54,784	\$40,000	\$94,784
2009	\$0	\$0	\$60,719	\$60,719
2010	\$0	\$0	\$54,040	\$54,040
Total	\$0	\$229,818	\$685,240	\$915,058

Crop Summary for Harvey Farms Inc

Crop	Payments 1995-2010
Wheat Subsidies**	\$419,547
Barley Subsidies**	\$184,841
Dry Pea Subsidies	\$462
Oat Subsidies**	\$388

Note: The information on conservation spending for 2010 is incomplete due to missing data from USDA's Natural Resource Conservation Service. Payment data currently are not included for the Environmental Quality Incentives Program, but will be added once NRCS makes it available.

The information provided for the Wetland Reserve Program (WRP) provides an inaccurate picture of how WRP payments are distributed. USDA's Natural Resource Conservation Service uses title companies as intermediaries to finalize wetlands easements under the Wetlands Reserve Program. As a result, the data provided to us shows large sums of money going to these title companies. In reality, the payments are ultimately distributed to landowners participating in the WRP.

Unfortunately, NRCS has not provided the data to show where these farms and wetlands are located or which farmers or landowners are enrolling in the program, so EWG is unable to allocate these large sums of money to individuals.

USDA subsidy information for **Harvey Farms Inc****Payment Breakdown**

Subsidy Program	Total Payments 1995-2010
Total USDA - Subsidies	\$915,058
<i>Subtotal, Farming Subsidies</i>	\$685,240
<i>Subtotal, Disaster Payments</i>	\$229,818

Commodity subsidy breakdown

Subsidy Program	Total Payments 1995-2010
Subtotal, Farming Subsidies	\$685,240
<i>Total Direct Payments</i>	\$320,000
Direct Program Payments - 2008 Farm Bill	\$80,000
Direct Payment - Barley	\$52,166
Direct Payment - Wheat	\$187,834
<i>Total Counter Cyclical Payments</i>	\$24,942
Counter Cyclical Payment - Barley	\$24,942
Counter Cyclical Payment - Wheat	\$0
<i>Production Flexibility Contracts</i>	\$119,917
Production Flexibility - Barley	\$29,552
Production Flexibility - Oats	\$185
Production Flexibility - Wheat	\$90,180
<i>Mkt. Loss Asst. - Commodity Crops</i>	\$80,000
Market Loss Assistance - Barley	\$10,478
Market Loss Assistance - Oats	\$203
Market Loss Assistance - Wheat	\$69,319
<i>Loan Deficiency Payments</i>	\$140,379
Loan Deficiency - Barley	\$67,703
Loan Deficiency - Wheat	\$72,214
Loan Deficiency - Dry Peas	\$462
<i>Misc. Farm - Subsidies</i>	\$2
Interest Penalty Payments	\$2

Disaster subsidy breakdown

Subsidy Program	Total Payments 1995-2010
-----------------	--------------------------

Subtotal, Disaster Payments	\$229,818
<i>Misc. Disaster Payments</i>	\$229,818
Crop Disaster - Program	\$226,900
Non-insured Assistance	\$2,918

Note: The information on conservation spending for 2010 is incomplete due to missing data from USDA's Natural Resource Conservation Service. Payment data currently are not included for the Environmental Quality Incentives Program, but will be added once NRCS makes it available.


The information provided for the Wetland Reserve Program (WRP) provides an inaccurate picture of how WRP payments are distributed. USDA's Natural Resource Conservation Service uses title companies as intermediaries to finalize wetlands easements under the Wetlands Reserve Program. As a result, the data provided to us shows large sums of money going to these title companies. In reality, the payments are ultimately distributed to landowners participating in the WRP.

Unfortunately, NRCS has not provided the data to show where these farms and wetlands are located or which farmers or landowners are enrolling in the program, so EWG is unable to allocate these large sums of money to individuals beyond the title companies. Therefore, these companies skew the conservation rankings and payment concentration, which EWG cannot avoid unless and until NRCS makes available the additional farm attribution data. Therefore, we have not included WRP payments in the 2010 data update.

Finally, we have separated data on farm commodity, disaster and conservation payments in order to provide a more accurate picture of top recipients and concentration of payments among the three main categories of USDA programs.

USDA subsidy information for **Harvey Farms Inc**

Ownership shares for Harvey Farms Inc

Pick year for ownership information 

USDA county office/Ownership:	Percentage Share*
Harvey Farms Inc	
ownership information from 2010	
Glacier County, Montana	
Mary J Wipf	N/A*
Sam J Waldner	N/A*
David P Wipf	N/A*
Sam D Wipf	N/A*
Peter D Wipf	N/A*
Annie S Wipf	N/A*
Sam S Wipf	N/A*
Katie P Wipf	N/A*
Matthew S Wipf	N/A*
Sharon S Wipf	N/A*
Jason S Wipf	N/A*
Mark S Wipf	N/A*
Susanna P Wipf	N/A*
Debbie E Waldner	N/A*
Catherine S Waldner	N/A*
Abigail S Wipf	N/A*
Tony S Waldner	N/A*
Marilyn S Waldner	N/A*
Julia D Wipf	N/A*
Melinda S Waldner	N/A*
Lana S Waldner	N/A*

* According to USDA percentage shares for ownership may not reflect share of subsidy payments. EWG review shows that share information on file with USDA may not always equal 100 percent. Most recent percentage share information is from 2008. Future release of this information was barred by law in the 2008 Farm Bill.

810449971HARLOWTON CHAPTER 799 WOMEN OF THE MOOSE			
PO BOX 751	HARLOWTON		MT59036-075100020891
193508100030036382501000000	00020 04		
799			
810161080HARLOWTON LODGE NO 1546 LOYAL ORDER OF MOOSE			
PO BOX 17	HARLOWTON		MT59036-001700020891
193508100030036382501000000020080443010	0400000001110910000000046573		
0000000046573	1546		
742552549HAROLD W RITCHEY FAMILY FOUNDATION			
1568 COBB HILL RD	BOZEMAN		MT59718-907900000331
198912104602000000020100000020080664001	0600000011416500000000202637		
826101411HARRIN SCHOLARSHIP FNDT			%
FIRST INTERSTATE BANK	PO BOX 7130		KALISPELL
MT59904-013000009201	00000000000000000001200000020081241001		
12000000002535140000000009545			
810506225HARRISON-PONY COMMUNITY CHURCH			%
INEZ REYNOLDS	PO BOX 91		HARRISON
MT59735-009100000331	199606110001000000101000000	00060	12
X21Z			
363977855HARRISON-PONY-NORRIS QUICK RESPONSE UNIT			
PO BOX 234	HARRISON		MT59735-023400000431
199410100158000000010100000020081200020	12000000000000000000000000000000		
00000000000000			
816082126HARRY & MINERVA TOWNLEY EDUCATIONAL TRUST			
PO BOX 313	WIBAUX		MT59353-031300000331
19980210404000000020100000020081242001	12000000002712790000000017735		
B82ZCHAFFEE CONNIE TTEE			%
810508313HARTLAND COLONY INC			
JOHN JACOB WALDNER	2105 WOODPILE RD		HAVRE
MT59501-780300004031	199706200029000000101000000	00000	12
342026430HARVEST COMMUNITY FOUNDATION			
PO BOX 7236	BILLINGS		MT59103-723600000331
200504115000000000010120090920080966010	0900000012889530000001445883		
0000001445883 N31			
810533005HARVEST EVANGELICAL CHURCH			
1235 WICKS LN W	BILLINGS		MT59105-358421460397
1971021100010000000501000000	00060 12		
810467593HARVEST FOOD PANTRY INC			%
JUNE L DUNCAN	CARE OF JUNE DUNCAN		CUT BANK
MT59427-000000000331	19910611556000000010100000020071200020		
1200000000000000000000000000 P20Z			
412063090HARVEST LIFE CENTER INC			%
ALICE K LONG	4700 10TH AVE S		GREAT FALLS
MT59405-569400000331	200307104000000000101000000	03003	12
F22			
810301992HARVEST SPRINGS EVANGELICAL CHURCH			
1000 36TH AVE NE	GREAT FALLS		MT59404-000021460397
1971021100010000000501000000	00060 12		
810532142HARVEY FARMS INC			
2149 CHALK BUTTE	CUT BANK		MT59427-910100004031
2009052000000000000101000000	00000 12		
X99			
300261283HATCHFEST AUDIOVISUAL ARTS FESTIVAL			%
PENNY RONNING	11 E MAIN ST STE B		BOZEMAN
MT59715-620500000331	20050711500000000010120081220071234010		
1200000000649960000000192887	0000000192887 A40		


[Sign In](#) | [Cart](#) | [Newsletters](#)

1-800-MELISSA

[Products](#)[Solutions](#)[Downloads & Trials](#)[Support](#)[Resources](#)



Reverse Phone Append

You have a list of phone numbers
but need addresses.

Start Today

Nonprofit Organization Lookup

Enter a 5-digit ZIP Code, organization name or 9-digit Tax ID

HARVEY FARMS INC	
Address	2149 CHALK BUTTE CUT BANK, MT 59427-9101 MapG MapY MapV
IRS Subsection	501(d) - A religious and apostolic association.
Type of Organization	Corporation
Deductibility	Contributions are NOT deductible
Tax I.D. Number	810532142
Exempt Since	05-2009
Form 990 Requirement	Not required to file 990
Classification	Religion Related, Spiritual Development N.E.C.
Share with others information about this Nonprofit - like the web site, e-mail address, how to donate or any corrections to the data shown.	
<input type="button" value="Post a Message"/>	

Messages

[How Can We Improve this Lookup?](#) | [Email to a Friend](#) | [Lookups Forum](#) | [Terms of Use](#)



1-800-MELISSA

[Sign In](#) | [Cart](#) | [Newsletters](#) | [Search](#)



[Products](#) [Solutions](#) [Downloads & Trials](#) [Support](#) [Resources](#) [Lookups](#) [Contact Us](#)



Reverse Phone Append

You have a list of phone numbers
but need addresses.

Start Today

Nonprofit Organization Lookup

[Help](#) [Index](#)

Enter a 5-digit ZIP Code, organization name or 9-digit Tax ID

HARVEY FARMS INC	
Address	2149 CHALK BUTTE CUT BANK, MT 59427-9101 MapG MapY MapV
IRS Subsection	501(d) - A religious and apostolic association.
Type of Organization	Corporation
Deductibility	Contributions are NOT deductible
Tax I.D. Number	810532142
Exempt Since	05-2009
Form 990 Requirement	Not required to file 990
Classification	Religion Related, Spiritual Development N.E.C.
Share with others information about this Nonprofit - like the web site, e-mail address, how to donate or any corrections to the data shown.	
<input type="button" value="Post a Message"/>	

Messages

[How Can We Improve this Lookup?](#) | [Email to a Friend](#) | [Lookups Forum](#) | [Terms of Use](#)

MELISSA DATA[Sign In](#) | [Cart](#) | [Newsletters](#) | [Search](#)

1-800-MELISSA

[Products](#)[Solutions](#)[Downloads & Trials](#)[Support](#)[Resources](#)[Lookups](#)[Contact Us](#)**Free Lookups**[Home](#) > [Lookups](#) > Nonprofit Organization Lookup[Help](#)

International Address Verification

Validate, Cleanse and Ensure Deliverability [Click here to learn more](#)

Enter a 5-digit ZIP Code,
organization name or 9-digit Tax ID

Use this LookUp to:

- Find information on over 1.4 million registered nonprofit organizations in the United States
- Get organization name, assets, income, and IRS subsection
- Select organization for contact name and address, type of foundation and organization
- Get deductibility status, classification, Form 990, and more

HARVEY FARMS INC**2149 CHALK BUTTE**Address **CUT BANK, MT 59427-9101**[MapG](#) [MapY](#) [MapV](#)IRS Subsection **501(d) - A religious and apostolic association.**Type of Organization **Corporation**Deductibility **Contributions are NOT deductible**Tax I.D. Number **810532142**Exempt Since **05-2009**Form 990 Requirement **Not required to file 990**Classification **Religion Related, Spiritual Development N.E.C.**

Share with others information about this Nonprofit - like the web site, e-mail address, how to donate or any corrections to the data shown.

Messages

[How Can We Improve this Lookup?](#) | [Send to a Friend](#) | [Lookups Forum](#) | [Terms of Use](#)

Contact Information for Farms as USDA farm subsidy recipients

Subject: Harvey Farms Inc, Cut Bank, MT 59427

(note: name not confirmed as a Hutterite colony)

> Contact Information

1) IRS data

Address:

Harvey Farms Inc

2149 Chalk Butte

Cut Bank, MT 59427-9101

Address verification results from [www.melissadata.com]:

1) For (1) IRS data: address verified



MAPQUEST

Map of Cut Bank, MT

Notes



All rights reserved. Use subject to License/Copyright | [Map Legend](#)

Directions and maps are informational only. We make no warranties on the accuracy of their content, road conditions or route usability or expeditiousness. You assume all risk of use. MapQuest and its suppliers shall not be liable to you for any loss or delay resulting from your use of MapQuest. Your use of MapQuest means you agree to our [Terms of Use](#)

List of Evidence for Farms as USDA farm subsidy recipients

(note: farm may be a Hutterite colony)

Subject: Hill Top Farms Inc, Belt, MT 59412

Location by State: Montana

Form and Version of Evidence: Original Evidence (Long Form)

Timeframe of Evidence as Webpages: 2009-2011

Topic: Original Evidence (Long Form) includes Findings and Conclusion

Section LF. List of Evidence (original evidence, long form)

1) EWG dataset (7/23/2011) for data 1995-2010 from [<http://farm.ewg.org/>]

a) 'Search Result' webpage

URL: [<http://farm.ewg.org/addrsearch.php?s=yup&stab=US&zip=&last=&first=&stab=AL&fulln...>]

b) 'Farm Location(s)' webpage

URL: [<http://farm.ewg.org/persondetail.php?custnumber=A11566222&summlevel=address>]

c) 'Summary' webpage(s)

URL: [<http://farm.ewg.org/persondetail.php?custnumber=A11566222>]

d) 'Programs' webpage(s)

URL: [<http://farm.ewg.org/persondetail.php?custnumber=A11566222&summlevel=detail>]

e) 'Ownership Interest(s)' webpage(s)

URL: [<http://farm.ewg.org/persondetail.php?custnumber=A11566222&summlevel=whois>]

URL: [<http://farm.ewg.org/persondetail.php?custnumber=B00123629>]

URL: [<http://farm.ewg.org/persondetail.php?custnumber=A11566222&summlevel=whois&dbtou...>]

Data:

1) Hutterite surnames found with USDA ownership shares data (2006): Waldner, Wipf (note: for verification of Hutterite surnames refer to the webpage 'Surnames of Founding Families' at [<http://www.feeffhs.org/links/hutterites/surnames.html>])

2) IRS Exempt Organization (EO) data webpage(s) from [www.irs.gov]

EO File URL: [<http://www.irs.gov/taxstats/charitablestats/article/0,,id=97186,00.html>]

EO File Date: (12/7/2009 is date EO file was downloaded from IRS website to CD)

3) Melissa Data webpage(s) (11/9/2009) and (7/23/2011) from [www.melissadata.com]

URL (11/9/2009): [<http://www.melissadata.com/lookups/np.asp?ein=810539679>]

URL (7/23/2011): [<http://www.melissadata.com/lookups/np.asp?ein=810539679>]

4) Manta data webpage(s) from [www.manta.com]

URL: (evidence not included)

5) Hutterite Directory webpage(s)

From [www.cedrontech.com], or link from [www.hutterites.org]

URL: (evidence not included)

6) Contact Information page(s)

7) MapQuest webpage(s) (7/23/2011) from [www.mapquest.com]

List of Evidence for Farms as USDA farm subsidy recipients

(note: farm may be a Hutterite colony)

Subject: Hill Top Farms Inc, Belt, MT 59412

Location by State: Montana

Topic: Findings, for Section LF

(page 1)

Findings (for Section LF):

1:

'Farm Location(s)' (addresses on file) subsidy payments data shows a data conflict. The data conflict can be explained by EWG updating their USDA farm subsidy data. The data conflict will not invalidate the figure [Subsidy Total 1995-2010: \$593,183.59] because 'Programs' (Payment Breakdown) data will validate the figure. The data is:

Total USDA - Subsidies = \$593,184

Subtotal, Farming Subsidies = \$492,779

Subtotal, Conservation Programs = \$7,639

Subtotal, Disaster Payments = \$92,766

(note: EWG will express a exact figure as a rounded off figure for their calculations)

2:

Hill Top Farms Inc cannot be confirmed as a Hutterite colony and member of the Hutterian Brethren Church due to a lack of evidence. Hutterite surnames are found at Hill Top Farms Inc.

Data for Hill Top Farms Inc for ID as a Hutterite colony:

1) Name: Hill Top Farms Inc, Belt, MT 59412

2) Hutterite surnames found with USDA ownership shares data (2006): Waldner, Wipf
(note: for verification of Hutterite surnames refer to the webpage 'Surnames of Founding Families' at [<http://www.feefhs.org/links/hutterites/surnames.html>])

3) IRS EO/BMF data:

a) Name: Hill Top Farms Inc, Belt, MT 59412-8247

b) IRC Section:

1) IRM Table: 501(d) Apostolic and religious organization

2) SOI Table: 501(d) Apostolic and Religious Org.

List of Evidence for Farms as USDA farm subsidy recipients

(note: farm may be a Hutterite colony)

Subject: Hill Top Farms Inc, Belt, MT 59412

Location by State: Montana

Topic: Findings, for Section LF

(page 2)

3(a):

IRS EO/BMF data found and the organization name and location are the same as the USDA business name and location.

USDA Business Name and Location:

[Hill Top Farms Inc, Belt, MT 59412]

IRS Organization Name and Location:

[Hill Top Farms Inc, Belt, MT 59412-8247]

The IRC section is '501(d) Apostolic and religious organization' and the ruling date is 06/2009.

Hill Top Farms Inc, Belt, MT 59412, is confirmed as a tax-exempt nonprofit religious organization during the timeframe 1995-2010 when the organization received USDA farm subsidies.

3(b):

'Summary' data shows that the farm subsidy payment data for the calculation of the USDA farm subsidy total for 1995-2010 applies to 2001-2010.

4:

Comparison of IRS EO/BMF data with Melissa Data data:

[Data Date: (IRS 12/7/2009), (Melissa Data 11/9/2009, 7/23/2011)]

[Data: EIN, Organization Name, Location by State, IRC Section, Ruling Date]

[810539679, Hill Top Farms Inc, MT, 501(d), 06/2009 = IRS]

[810539679, Hill Top Farms Inc, MT, 501(d), 06-2009 = Melissa Data (11/9/2009)]

[810539679, Hill Top Farms Inc, MT, 501(d), 06-2009 = Melissa Data (7/23/2011)]

Comparison of data demonstrates all data is the same basic data.

5:

IRS EO/BMF data indicates the organization is not required to file Form 990. Data from Melissa Data for the same organization indicates the organization is not required to file Form 990. The organization is classified as IRC section 501(d) and files Form 1065 so the data for Form 990 is correct.

List of Evidence for Farms as USDA farm subsidy recipients

(note: farm may be a Hutterite colony)

Subject: Hill Top Farms Inc, Belt, MT 59412

Location by State: Montana

Topic: Findings, for Section LF

(page 3)

6:

Dataset for timeframe 1995-2010:

Identity of USDA farm subsidy recipient:

[Hill Top Farms Inc, Belt, MT 59412]

USDA farm subsidy total:

- 1) Subsidy Total 1995-2010: \$593,183.59 (note: exact calculation)
- 2) Subsidy Payments 1995-2010 Total: \$593,184 (note: rounded off calculation)
(note: 'Subsidy Payments' data shows a data conflict but 'Programs' (Payment Breakdown) data will validate the 'Subsidy Total' figure)
- 3) 'Summary' data shows that the farm subsidy payment data for the calculation of the USDA farm subsidy total for 1995-2010 applies to 2001-2010. So, a calculation for financial compensation will need to consider the ruling date 06/2009.
- 4) 'Summary' data for Total USDA Subsidies 2010: \$40,021

IRS EO/BMF data (12/7/2009):

1) Name:

[Hill Top Farms Inc, 734 MCCOY RD, Belt, MT 59412-8247]

2) Employer Identification Number (EIN): 810539679

3) IRC Section: 501(d) Apostolic and religious organization

4) Ruling Date: 06/2009

Melissa Data (11/9/2009, 7/23/2011):

1) Name:

[Hill Top Farms Inc, 734 MCCOY RD, Belt, MT 59412-8247]

2) Tax I.D. Number: 810539679

3) IRS Subsection: 501(d) - A religious and apostolic association.

4) Exempt Since: 06-2009

Operating As: Farm as a tax-exempt nonprofit religious organization

List of Evidence for Farms as USDA farm subsidy recipients

(note: farm may be a Hutterite colony)

Subject: Hill Top Farms Inc, Belt, MT 59412

(note: name not confirmed as a Hutterite colony)

Location by State: Montana

Status: Confirmed as EO (Exempt Organization)

Topic: Conclusion, for Section LF

(page 1)

Conclusion (for Section LF):

1(a):

Hill Top Farms Inc, Belt, MT 59412, is confirmed as a tax-exempt nonprofit religious organization during the timeframe 1995-2010 when the organization received USDA farm subsidies. The organization's IRC section is '501(d) Apostolic and religious organization' and the ruling date is 06/2009.

1(b):

'Summary' data shows that the farm subsidy payment data for the calculation of the USDA farm subsidy total for 1995-2010 applies to 2001-2010.

2:

Dataset for timeframe 1995-2010:

Identity of USDA farm subsidy recipient:

[Hill Top Farms Inc, Belt, MT 59412]

USDA farm subsidy total:

- 1) Subsidy Total 1995-2010: \$593,183.59 (note: exact calculation)
- 2) Subsidy Payments 1995-2010 Total: \$593,184 (note: rounded off calculation)
(note: 'Subsidy Payments' data shows a data conflict but 'Programs' (Payment Breakdown) data will validate the 'Subsidy Total' figure)
- 3) 'Summary' data shows that the farm subsidy payment data for the calculation of the USDA farm subsidy total for 1995-2010 applies to 2001-2010. So, a calculation for financial compensation will need to consider the ruling date 06/2009.
- 4) 'Summary' data for Total USDA Subsidies 2010: \$40,021

IRS EO/BMF data (12/7/2009):

1) Name:

[Hill Top Farms Inc, 734 MCCOY RD, Belt, MT 59412-8247]

2) Employer Identification Number (EIN): 810539679

3) IRC Section: 501(d) Apostolic and religious organization

4) Ruling Date: 06/2009

Melissa Data (11/9/2009, 7/23/2011):

1) Name:

[Hill Top Farms Inc, 734 MCCOY RD, Belt, MT 59412-8247]

2) Tax I.D. Number: 810539679

3) IRS Subsection: 501(d) - A religious and apostolic association.

4) Exempt Since: 06-2009

Operating As: Farm as a tax-exempt nonprofit religious organization

List of Evidence for Farms as USDA farm subsidy recipients

(note: farm may be a Hutterite colony)

Subject: Hill Top Farms Inc, Belt, MT 59412

(note: name not confirmed as a Hutterite colony)

Location by State: Montana

Status: Confirmed as EO (Exempt Organization)

Topic: Conclusion, for Section LF

(page 2)

3:

Identification data:

Name: Hill Top Farms Inc, Belt, MT 59412

IRS EO/BMF data: Hill Top Farms Inc, 734 MCCOY RD, Belt, MT 59412-8247

4:

Recommendation:

> Step 1

Determine if organization is a Hutterite colony.

Name: Hill Top Farms Inc, Belt, MT 59412

Hutterite surnames found with USDA ownership shares data (2006): Waldner, Wipf

IRS EO/BMF data:

[Name: Hill Top Farms Inc, 734 MCCOY RD, Belt, MT 59412-8247]

[IRC Section: 501(d) Apostolic and religious organization]



EWG Farm Subsidy Database

Corporate Subsidy Recipients 1 to 1 of 1 in Montana

Business Name: **HILL TOP**

Rank	Name	Location	Subsidy Total 1995-2010
1	Hill Top Farms Inc	Belt, MT 59412	\$ 593,183.59

Note: The information on conservation spending for 2010 is incomplete due to missing data from USDA's Natural Resource Conservation Service. Payment data currently are not included for the Environmental Quality Incentives Program, but will be added once NRCS makes it available.

The information provided for the Wetland Reserve Program (WRP) provides an inaccurate picture of how WRP payments are distributed. USDA's Natural Resource Conservation Service uses title companies as intermediaries to finalize wetlands easements under the Wetlands Reserve Program. As a result, the data provided to us shows large sums of money going to these title companies. In reality, the payments are ultimately distributed to landowners participating in the WRP.

Unfortunately, NRCS has not provided the data to show where these farms and wetlands are located or which farmers or landowners are enrolling in the program, so EWG is unable to allocate these large sums of money to individuals beyond the title companies. Therefore, these companies skew the conservation rankings and payment concentration, which EWG cannot avoid unless and until NRCS makes available the additional farm attribution data. Therefore, we have not included WRP payments in the 2010 data update.

Finally, we have separated data on farm commodity, disaster and conservation payments in order to provide a more accurate picture of top recipients and concentration of payments among the three main categories of USDA programs.



USDA subsidy information for **Hill Top Farms Inc**

Addresses on file with USDA for Hill Top Farms Inc

USDA county office from which subsidies were paid:	Subsidy Payments 1995-2010	Most recent address on file in USDA county office
Cascade County, Montana	\$585,545	Hill Top Farms Inc Belt, MT 59412
Total	\$593,184	

Note: The information on conservation spending for 2010 is incomplete due to missing data from USDA's Natural Resource Conservation Service. Payment data currently are not included for the Environmental Quality Incentives Program, but will be added once NRCS makes it available.

The information provided for the Wetland Reserve Program (WRP) provides an inaccurate picture of how WRP payments are distributed. USDA's Natural Resource Conservation Service uses title companies as intermediaries to finalize wetlands easements under the Wetlands Reserve Program. As a result, the data provided to us shows large sums of money going to these title companies. In reality, the payments are ultimately distributed to landowners participating in the WRP.

Unfortunately, NRCS has not provided the data to show where these farms and wetlands are located or which farmers or landowners are enrolling in the program, so EWG is unable to allocate these large sums of money to individuals beyond the title companies. Therefore, these companies skew the conservation rankings and payment concentration, which EWG cannot avoid unless and until NRCS makes available the additional farm attribution data. Therefore, we have not included WRP payments in the 2010 data update.

Finally, we have separated data on farm commodity, disaster and conservation payments in order to provide a more accurate picture of top recipients and concentration of payments among the three main categories of USDA programs.

Hill Top Farms Inc received payments totaling \$593,184 from 1995 through 2010

Year	Conservation Subsidies	Disaster Subsidies	Commodity Subsidies	Total USDA Subsidies 1995-2010
1995	\$0	\$0	\$0	\$0
1996	\$0	\$0	\$0	\$0
1997	\$0	\$0	\$0	\$0
1998	\$0	\$0	\$0	\$0
1999	\$0	\$0	\$0	\$0
2000	\$0	\$0	\$0	\$0
2001	\$0	\$0	\$86,346	\$86,346
2002	\$0	\$0	\$40,000	\$40,000
2003	\$0	\$12,766	\$42,145	\$54,911
2004	\$0	\$0	\$49,658	\$49,658
2005	\$0	\$80,000	\$71,121	\$151,121
2006	\$0	\$0	\$43,406	\$43,406
2007	\$7,639	\$0	\$40,000	\$47,639
2008	\$0	\$0	\$40,000	\$40,000
2009	\$0	\$0	\$40,081	\$40,081
2010	\$0	\$0	\$40,021	\$40,021
Total	\$7,639	\$92,766	\$492,779	\$593,184

Crop Summary for Hill Top Farms Inc

Crop	Payments 1995-2010
Wheat Subsidies**	\$305,175
Barley Subsidies**	\$106,572
Oat Subsidies**	\$47

Note: The information on conservation spending for 2010 is incomplete due to missing data from USDA's Natural Resource Conservation Service. Payment data currently are not included for the Environmental Quality Incentives Program, but will be added once NRCS makes it available.

The information provided for the Wetland Reserve Program (WRP) provides an inaccurate picture of how WRP payments are distributed. USDA's Natural Resource Conservation Service uses title companies as intermediaries to finalize wetlands easements under the Wetlands Reserve Program. As a result, the data provided to us shows large sums of money going to these title companies. In reality, the payments are ultimately distributed to landowners participating in the WRP.

Unfortunately, NRCS has not provided the data to show where these farms and wetlands are located or which farmers or landowners are enrolling in the program, so EWG is unable to allocate these large sums of money to individuals beyond the title companies. Therefore, these companies skew the conservation rankings and payment concentration.

USDA subsidy information for Hill Top Farms Inc

Payment Breakdown

Subsidy Program	Total Payments 1995-2010
Total USDA - Subsidies	\$593,184
<i>Subtotal, Farming Subsidies</i>	\$492,779
<i>Subtotal, Conservation Programs</i>	\$7,639
<i>Subtotal, Disaster Payments</i>	\$92,766

Commodity subsidy breakdown

Subsidy Program	Total Payments 1995-2010
Subtotal, Farming Subsidies	\$492,779
<i>Total Direct Payments</i>	\$320,717
Direct Program Payments - 2008 Farm Bill	\$80,021
Direct Payment - Barley	\$28,884
Direct Payment - Wheat	\$211,812
<i>Total Counter Cyclical Payments</i>	\$15,594
Counter Cyclical Payment - Barley	\$15,594
Counter Cyclical Payment - Wheat	\$0
<i>Production Flexibility Contracts</i>	\$79,304
Production Flexibility - Barley	\$20,938
Production Flexibility - Oats	\$22
Production Flexibility - Wheat	\$58,344
<i>Mkt. Loss Asst. - Commodity Crops</i>	\$40,000
Market Loss Assistance - Barley	\$6,279
Market Loss Assistance - Oats	\$25
Market Loss Assistance - Wheat	\$33,696
<i>Loan Deficiency Payments</i>	\$36,200
Loan Deficiency - Barley	\$34,877
Loan Deficiency - Wheat	\$1,323
<i>Misc. Farm - Subsidies</i>	\$963
Interest Penalty Payments	\$963

Conservation subsidy breakdown

Subsidy Program	Total Payments 1995-2010
-----------------	--------------------------

Subtotal, Conservation Programs	\$7,639
<i>Env. Quality Incentive Program</i>	\$7,639
EQIP - Regular	\$7,639

Disaster subsidy breakdown

Subsidy Program	Total Payments 1995-2010
Subtotal, Disaster Payments	\$92,766
<i>Misc. Disaster Payments</i>	\$92,766
Crop Disaster - Program	\$92,766

Note: The information on conservation spending for 2010 is incomplete due to missing data from USDA's Natural Resource Conservation Service. Payment data currently are not included for the Environmental Quality Incentives Program, but will be added once NRCS makes it available.


The information provided for the Wetland Reserve Program (WRP) provides an inaccurate picture of how WRP payments are distributed. USDA's Natural Resource Conservation Service uses title companies as intermediaries to finalize wetlands easements under the Wetlands Reserve Program. As a result, the data provided to us shows large sums of money going to these title companies. In reality, the payments are ultimately distributed to landowners participating in the WRP.

Unfortunately, NRCS has not provided the data to show where these farms and wetlands are located or which farmers or landowners are enrolling in the program, so EWG is unable to allocate these large sums of money to individuals beyond the title companies. Therefore, these companies skew the conservation rankings and payment concentration, which EWG cannot avoid unless and until NRCS makes available the additional farm attribution data. Therefore, we have not included WRP payments in the 2010 data update.

Finally, we have separated data on farm commodity, disaster and conservation payments in order to provide a more accurate picture of top recipients and concentration of payments among the three main categories of USDA programs.

USDA subsidy information for Hill Top Farms Inc

Ownership shares for Hill Top Farms Inc

Pick year for ownership information 

USDA county office/Ownership:

Percentage
Share*

Hill Top Farms Inc
ownership information from 2008
Cascade County, Montana

Members Of Hill Top Farms Inc

100.00%

* According to USDA percentage shares for ownership may not reflect share of subsidy payments. EWG review shows that share information on file with USDA may not always equal 100 percent. Most recent percentage share information is from 2008. Future release of this information was barred by law in the 2008 Farm Bill.

Note: The information on conservation spending for 2010 is incomplete due to missing data from USDA's Natural Resource Conservation Service. Payment data currently are not included for the Environmental Quality Incentives Program, but will be added once NRCS makes it available.

The information provided for the Wetland Reserve Program (WRP) provides an inaccurate picture of how WRP payments are distributed. USDA's Natural Resource Conservation Service uses title companies as intermediaries to finalize wetlands easements under the Wetlands Reserve Program. As a result, the data provided to us shows large sums of money going to these title companies. In reality, the payments are ultimately distributed to landowners participating in the WRP.

Unfortunately, NRCS has not provided the data to show where these farms and wetlands are located or which farmers or landowners are enrolling in the program, so EWG is unable to allocate these large sums of money to individuals beyond the title companies. Therefore, these companies skew the conservation rankings and payment concentration, which EWG cannot avoid unless and until NRCS makes available the additional farm attribution data. Therefore, we have not included WRP payments in the 2010 data update.

Finally, we have separated data on farm commodity, disaster and conservation payments in order to provide a more accurate picture of top recipients and concentration of payments among the three main categories of USDA programs.

USDA subsidy information for **Members Of Hill Top Farms Inc**

Recipient's ownership share(s)

Recipient:	County	Percentage Share*
	Cascade County, Montana	100.0 %
<u>Hill Top Farms Inc</u>	Cascade County, Montana	100.0 %
	Cascade County, Montana	100.0 %


* Most recent percentage share information is from 2008. According to USDA percentage shares for ownership may not reflect share of subsidy payments. EWG review shows that share information on file with USDA may not equal 100 percent.

Note: The information on conservation spending for 2010 is incomplete due to missing data from USDA's Natural Resource Conservation Service. Payment data currently are not included for the Environmental Quality Incentives Program, but will be added once NRCS makes it available.

The information provided for the Wetland Reserve Program (WRP) provides an inaccurate picture of how WRP payments are distributed. USDA's Natural Resource Conservation Service uses title companies as intermediaries to finalize wetlands easements under the Wetlands Reserve Program. As a result, the data provided to us shows large sums of money going to these title companies. In reality, the payments are ultimately distributed to landowners participating in the WRP.

Unfortunately, NRCS has not provided the data to show where these farms and wetlands are located or which farmers or landowners are enrolling in the program, so EWG is unable to allocate these large sums of money to individuals beyond the title companies. Therefore, these companies skew the conservation rankings and payment concentration, which EWG cannot avoid unless and until NRCS makes available the additional farm attribution data. Therefore, we have not included WRP payments in the 2010 data update.

Finally, we have separated data on farm commodity, disaster and conservation payments in order to provide a more accurate picture of top recipients and concentration of payments among the three main categories of USDA programs.

USDA subsidy information for **Hill Top Farms Inc****Ownership shares for Hill Top Farms Inc**Pick year for ownership information 

USDA county office/Ownership:

Percentage
Share***Hill Top Farms Inc
ownership information from 2006
Cascade County, Montana**

Peter P Waldner	4.55%
Anita J Wipf	4.55%
Mary D Wipf	4.55%
Justina J Wipf	4.55%
Justina P Waldner	4.55%
Mary J Waldner	4.55%
Peter G Waldner	4.55%
David P Wipf	4.55%
Jacob J Waldner	4.55%
Magdalena P Waldner	4.55%
Joseph P Waldner	4.55%
June D Wipf	4.55%
Frieda D Wipf	4.54%
Emma D Wipf	4.54%
Daniel D Wipf	4.54%
Diane J Waldner	4.54%
Rueben D Wipf	4.54%
Nella J Wipf	4.54%
Jolena P Waldner	4.54%
Travis J Waldner	4.54%
David D Wipf	4.54%
Jeremy J Waldner	4.54%

* According to USDA percentage shares for ownership may not reflect share of subsidy payments. EWG review shows that share information on file with USDA may not always equal 100 percent. Most recent percentage share information is from 2008. Future release of this information was barred by law in the 2008 Farm Bill.

81037094HIGHWOOD SENIOR CITIZENS					
DAISY B HARTMAN		1095 MC GUIRE AVE		HIGHWOOD	
MT59450-873400000332 19941111557500000010100000020070933010					
090000000002591300000000028601 00000000028601 CO EMMA OTTO					
810147120HILANDS GOLF CLUB					
714 POLY DR		BILLINGS	MT59102-193600000731		
193909200280000000010100000020081066010 1000000012862100000001903640					
0000001485759					
363789975HILGER COMMUNITY CORPORATION					
SALLY MCBURNEY		PO BOX 844	HILGER		
MT59451-084400000331 19911111529600000010100000020081200020					
1200 N31Z					
141945358HILGER RURAL FIRE DISTRICT					
TREASURER			PO BOX 801	LEWISTOWN	
MT59457-080100000431 19890100000000000010100000020090200020					
1200					
311579172HILINE YOUTH HOCKEY ASSOCIATION					
PO BOX 933		GLASGOW	MT59230-093300000332		
19980211599532100050100000020071264010 1200000012298940000000231917					
0000000231917 N68					
810452221HILL COUNTRY SEARCH & RESCUE INC					
PO BOX 1662		HAVRE	MT59501-166200000331		
199009115158000000010100000020011200020 12000000000000000000000000000000					
00000000000000					
810385926HILL COUNTY 4-H FOUNDATION INCORPORATED					
314 4TH ST		HAVRE	MT59501-392427040391		
19460411514934900050100000020081244010 1200000001489360000000176996					
00000000176996					
810218593HILL COUNTY ELECTRIC COOPERATIVE INC					
PO BOX 2330		HAVRE	MT59501-233000001234		
19490520027900000030100000020081287010 1200000240540560000009605501					
0000009238915					
810430275HILL COUNTY FIRE COUNCIL					
HILL COUNTY COURTHOUSE		315 4TH ST	HAVRE		
MT59501-392300000331 19850911540800000053200000020030600020					
0600					
810539679HILL TOP FARMS INC					
JACOB P HOFER		734 MCCOY RD	BELT		
MT59412-824700004031 200906200000000000101000000 00000 12					
X99					
810141915HILLCREST LAWN MEMORIAL ASSN					
PO BOX 2434		GREAT FALLS	MT59403-243400001331		
19540710090090100010100000020080964010 0900000015032430000000277324					
00000000215127					
363488623HILLCREST NATURAL AREA FOUNDATION INC					
PO BOX 1913		BILLINGS	MT59103-191300000331		
19870411535200000010100000020011200020 12000000000000000000000000000000					
00000000000000					
237052925HILLCREST SCHOOL ASSOCIATION INC					
3000 CONTINENTAL DR		BUTTE	MT59701-450600000332		
19700211705900000010100000020080623010 0600000000131030000000028639					
0000000016555					
816010722HILLDALE COLONY INC					
PO BOX 628		HAVRE	MT59501-062800004031		
200905200000000000101000000 00000 12					
X99 HILLDALE COLONY					



International Address Verification

Validate, Cleanse and Ensure Deliverability- 24 hours a day

► [Click here for Address Doctor](#)

Nonprofit Organization Lookup

Enter a 5-digit ZIP Code, organization name or 9-digit Tax ID

HILL TOP FARMS INC	
In Care of Name	JACOB P HOFER
Address	734 MCCOY RD BELT, MT 59412-8247 MapG MapY MapV
IRS Subsection	501(d) - A religious and apostolic association.
Type of Organization	Corporation
Deductibility	Contributions are NOT deductible
Tax I.D. Number	810539679
Exempt Since	06-2009
Form 990 Requirement	Not required to file 990
Classification	Religion Related, Spiritual Development N.E.C.
Share with others information about this Nonprofit - like the web site, e-mail address, how to donate or any corrections to the data shown.	
<input type="button" value="Post a Message"/>	

Messages

[How Can We Improve this Lookup?](#) | [Email to a Friend](#) | [Lookups Forum](#) | [Terms of Use](#)



1-800-MELISSA

Sign In | Cart | Newsletters | Search



Products Solutions Downloads & Trials Support Resources Lookups Contact Us

International Address Verification

Validate, Cleanse and Ensure Deliverability-24 hours a day

[▶ Click here for Address Doctor](#)

Nonprofit Organization Lookup

[Help](#)

[Index](#)

Enter a 5-digit ZIP Code, organization name or 9-digit Tax ID

HILL TOP FARMS INC	
In Care of Name	JACOB P HOFER
Address	734 MCCOY RD BELT, MT 59412-8247 MapG MapY MapV
IRS Subsection	501(d) - A religious and apostolic association.
Type of Organization	Corporation
Deductibility	Contributions are NOT deductible
Tax I.D. Number	810539679
Exempt Since	06-2009
Form 990 Requirement	Not required to file 990
Classification	Religion Related, Spiritual Development N.E.C.
Share with others information about this Nonprofit - like the web site, e-mail address, how to donate or any corrections to the data shown.	
<input type="button" value="Post a Message"/>	

Messages

[How Can We Improve this Lookup?](#) | [Email to a Friend](#) | [Lookups Forum](#) | [Terms of Use](#)

MELISSA DATA[Sign In](#) | [Cart](#) | [Newsletters](#) | [Search](#)

1-800-MELISSA

[Products](#)[Solutions](#)[Downloads & Trials](#)[Support](#)[Resources](#)[Lookups](#)[Contact Us](#)**Free Lookups**[Home](#) > [Lookups](#) > Nonprofit Organization Lookup[Help](#)**NCOA Link® Move-Update Service.**[request free quote](#)

- Automated Batch Processing
- Custom Batch Processing
- 48-Month NCOA Link® Real-Time® Web Service
- 72-Month Canadian Changes of Address

Enter a 5-digit ZIP Code,
organization name or 9-digit Tax ID

Use this Lookup to:

- Find information on over 1.4 million registered nonprofit organizations in the United States
- Get organization name, assets, income, and IRS subsection
- Select organization for contact name and address, type of foundation and organization
- Get deductibility status, classification, Form 990, and more

HILL TOP FARMS INC

In Care of Name	JACOB P HOFER
Address	734 MCCOY RD BELT, MT 59412-8247 MapG MapY MapV
IRS Subsection	501(d) - A religious and apostolic association.
Type of Organization	Corporation
Deductibility	Contributions are NOT deductible
Tax I.D. Number	810539679
Exempt Since	06-2009
Form 990 Requirement	Not required to file 990
Classification	Religion Related, Spiritual Development N.E.C.

Share with others information about this Nonprofit - like the web site, e-mail address, how to donate or any corrections to the data shown.

[Post a Message](#)**Messages**[How Can We Improve this Lookup?](#) | [Send to a Friend](#) | [Lookups Forum](#) | [Terms of Use](#)

Contact Information for Farms as USDA farm subsidy recipients
Subject: Hill Top Farms Inc, Belt, MT 59412
(note: name not confirmed as a Hutterite colony)

> Contact Information

1) IRS data

Address:

Hill Top Farms Inc
734 MCCOY RD
Belt, MT 59412-8247

Address verification results from [www.melissadata.com]:

1) For (1) IRS data:

Address verified for:

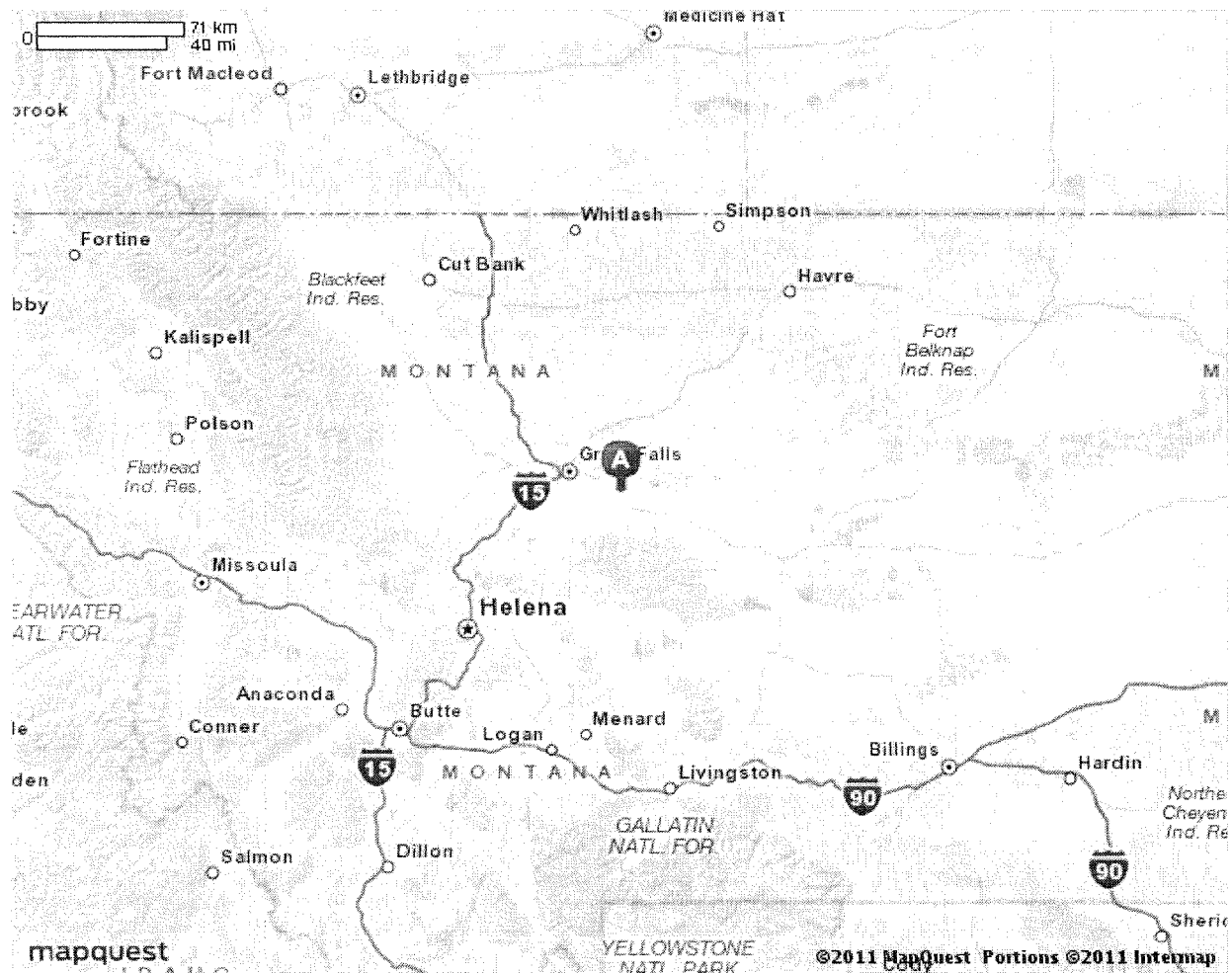
734 McCoy Rd
Belt, MT 59412-8247



MAPQUEST

Notes

Map of Belt, MT



All rights reserved. Use subject to [License/Copyright](#) | [Map Legend](#)

Directions and maps are informational only. We make no warranties on the accuracy of their content, road conditions or route usability or expeditiousness. You assume all risk of use. MapQuest and its suppliers shall not be liable to you for any loss or delay resulting from your use of MapQuest. Your use of MapQuest means you agree to our [Terms of Use](#)

List of Evidence for Farms as USDA farm subsidy recipients

(note: farm may be a Hutterite colony)

Subject: Hillridge Farms Inc, Conrad, MT 59425

Location by State: Montana

Form and Version of Evidence: Original Evidence (Long Form)

Timeframe of Evidence as Webpages: 2011-2012

Topic: Original Evidence (Long Form) includes Findings and Conclusion

Section LF. List of Evidence (original evidence, long form)

1) EWG dataset (7/23/2011) for data 1995-2010 from [<http://farm.ewg.org/>]

a) 'Search Result' webpage

URL: [<http://farm.ewg.org/addrsearch.php?s=yup&stab=US&zip=&last=&first=&stab=AL&fulln...>]

b) 'Farm Location(s)' webpage

URL: [<http://farm.ewg.org/persondetail.php?custnumber=A11281968&summlevel=address>]

c) 'Summary' webpage(s)

URL: [<http://farm.ewg.org/persondetail.php?custnumber=A11281968>]

d) 'Programs' webpage(s)

URL: [<http://farm.ewg.org/persondetail.php?custnumber=A11281968&summlevel=detail>]

e) 'Ownership Interest(s)' webpage(s)

URL: [<http://farm.ewg.org/persondetail.php?custnumber=A11281968&summlevel=whois>]

Data:

1) Hutterite surnames found with USDA ownership shares data (2010):

[Hofer, Kleinsasser, Mandel, Wipf, Wurz]

(note: for verification of Hutterite surnames refer to the webpage 'Surnames of Founding Families' at [<http://www.feehhs.org/links/hutterites/surnames.html>])

2) IRS Exempt Organization (EO) data webpage(s) from [www.irs.gov]

EO File URL: [<http://www.irs.gov/taxstats/charitablestats/article/0,,id=97186,00.html>]

EO File Date: (8/2/2012 is date EO file page was printed from the IRS website)

3) Melissa Data webpage(s) (7/23/2011) from [www.melissadata.com]

URL (7/23/2011): [<http://www.melissadata.com/lookups/np.asp?ein=810532143>]

4) Manta data webpage(s) from [www.manta.com]

URL: (evidence not included)

5) Hutterite Directory webpage(s)

From [www.cedrontech.com], or link from [www.hutterites.org]

URL: (evidence not included)

6) Contact Information page(s)

7) MapQuest webpage(s) (7/23/2011) from [www.mapquest.com]

List of Evidence for Farms as USDA farm subsidy recipients

(note: farm may be a Hutterite colony)

Subject: Hillridge Farms Inc, Conrad, MT 59425

Location by State: Montana

Topic: Findings, for Section LF

(page 1)

Findings (for Section LF):

1:

Hillridge Farms Inc cannot be confirmed as a Hutterite colony and member of the Hutterian Brethren Church due to a lack of evidence. Hutterite surnames are found at Hillridge Farms Inc.

Data for Hillridge Farms Inc for ID as a Hutterite colony:

1) Name: Hillridge Farms Inc, Conrad, MT 59425

2) Hutterite surnames found with USDA ownership shares data (2010):

[Hofer, Kleinsasser, Mandel, Wipf, Wurz]

(note: for verification of Hutterite surnames refer to the webpage 'Surnames of Founding Families' at [<http://www.feefhs.org/links/hutterites/surnames.html>])

3) IRS EO/BMF data:

a) Name: Hillridge Farms Inc, Conrad, MT 59425-0000

b) IRC Section:

1) IRM Table: 501(d) Apostolic and religious organization

2) SOI Table: 501(d) Apostolic and Religious Org.

2(a):

IRS EO/BMF data found and the organization name and location are the same as the USDA business name and location.

USDA Business Name and Location:

[Hillridge Farms Inc, Conrad, MT 59425]

IRS Organization Name and Location:

[Hillridge Farms Inc, Conrad, MT 59425-0000]

The IRC section is '501(d) Apostolic and religious organization' and the ruling date is 05/2009.

Hillridge Farms Inc, Conrad, MT 59425, is confirmed as a tax-exempt nonprofit religious organization during the timeframe 1995-2010 when the organization received USDA farm subsidies.

2(b):

'Summary' data shows that the farm subsidy payment data for the calculation of the USDA farm subsidy total for 1995-2010 applies to 2000-2010.

3:

Comparison of IRS EO/BMF data with Melissa Data data:

[Data Date: (IRS 8/2/2012), (Melissa Data 7/23/2011)]

[Data: EIN, Organization Name, Location by State, IRC Section, Ruling Date]

[810532143, Hillridge Farms Inc, MT, 501(d), 05/2009 = IRS]

[810532143, Hillridge Farms Inc, MT, 501(d), 05-2009 = Melissa Data]

Comparison of data demonstrates all data is the same basic data.

List of Evidence for Farms as USDA farm subsidy recipients

(note: farm may be a Hutterite colony)

Subject: Hillridge Farms Inc, Conrad, MT 59425

Location by State: Montana

Topic: Findings, for Section LF

(page 2)

4:

IRS EO/BMF data indicates the organization is not required to file Form 990. Data from Melissa Data for the same organization indicates the organization is not required to file Form 990. The organization is classified as IRC section 501(d) and files Form 1065 so the data for Form 990 is correct.

5:

Dataset for timeframe 1995-2010:

Identity of USDA farm subsidy recipient:

[Hillridge Farms Inc, Conrad, MT 59425]

USDA farm subsidy total:

- 1) Subsidy Total 1995-2010: \$764,557.31 (note: exact calculation)
- 2) Subsidy Payments 1995-2010 Total: \$764,557 (note: rounded off calculation)
- 3) 'Summary' data shows that the farm subsidy payment data for the calculation of the USDA farm subsidy total for 1995-2010 applies to 2000-2010. So, a calculation for financial compensation will need to consider the ruling date 05/2009.
- 4) 'Summary' data for Total USDA Subsidies 2010: \$103,153

IRS EO/BMF data (8/2/2012):

1) Name:

[Hillridge Farms Inc, 400 New Miami Rd, Conrad, MT 59425-0000]

2) Employer Identification Number (EIN): 810532143

3) IRC Section: 501(d) Apostolic and religious organization

4) Ruling Date: 05/2009

Melissa Data (7/23/2011):

1) Name:

[Hillridge Farms Inc, 400 New Miami Rd, Conrad, MT 59425-0000]

2) Tax I.D. Number: 810532143

3) IRS Subsection: 501(d) - A religious and apostolic association.

4) Exempt Since: 05-2009

Operating As: Farm as a tax-exempt nonprofit religious organization

List of Evidence for Farms as USDA farm subsidy recipients

(note: farm may be a Hutterite colony)

Subject: Hillridge Farms Inc, Conrad, MT 59425

(note: name not confirmed as a Hutterite colony)

Location by State: Montana

Status: Confirmed as EO (Exempt Organization)

Topic: Conclusion, for Section LF

(page 1)

Conclusion (for Section LF):

1(a):

Hillridge Farms Inc, Conrad, MT 59425, is confirmed as a tax-exempt nonprofit religious organization during the timeframe 1995-2010 when the organization received USDA farm subsidies. The organization's IRC section is '501(d) Apostolic and religious organization' and the ruling date is 05/2009.

1(b):

'Summary' data shows that the farm subsidy payment data for the calculation of the USDA farm subsidy total for 1995-2010 applies to 2000-2010.

2:

Dataset for timeframe 1995-2010:

Identity of USDA farm subsidy recipient:

[Hillridge Farms Inc, Conrad, MT 59425]

USDA farm subsidy total:

1) Subsidy Total 1995-2010: \$764,557.31 (note: exact calculation)

2) Subsidy Payments 1995-2010 Total: \$764,557 (note: rounded off calculation)

3) 'Summary' data shows that the farm subsidy payment data for the calculation of the USDA farm subsidy total for 1995-2010 applies to 2000-2010. So, a calculation for financial compensation will need to consider the ruling date 05/2009.

4) 'Summary' data for Total USDA Subsidies 2010: \$103,153

IRS EO/BMF data (8/2/2012):

1) Name:

[Hillridge Farms Inc, 400 New Miami Rd, Conrad, MT 59425-0000]

2) Employer Identification Number (EIN): 810532143

3) IRC Section: 501(d) Apostolic and religious organization

4) Ruling Date: 05/2009

Melissa Data (7/23/2011):

1) Name:

[Hillridge Farms Inc, 400 New Miami Rd, Conrad, MT 59425-0000]

2) Tax I.D. Number: 810532143

3) IRS Subsection: 501(d) - A religious and apostolic association.

4) Exempt Since: 05-2009

Operating As: Farm as a tax-exempt nonprofit religious organization

List of Evidence for Farms as USDA farm subsidy recipients

(note: farm may be a Hutterite colony)

Subject: Hillridge Farms Inc, Conrad, MT 59425

(note: name not confirmed as a Hutterite colony)

Location by State: Montana

Status: Confirmed as EO (Exempt Organization)

Topic: Conclusion, for Section LF

(page 2)

3:

Identification data:

Name: Hillridge Farms Inc, Conrad, MT 59425

IRS EO/BMF data: Hillridge Farms Inc, 400 New Miami Rd, Conrad, MT 59425-0000

4:

Recommendation:

> Step 1

Determine if organization is a Hutterite colony.

Name: Hillridge Farms Inc, Conrad, MT 59425

Hutterite surnames found with USDA ownership shares data (2010):

[Hofer, Kleinsasser, Mandel, Wipf, Wurz]

IRS EO/BMF data:

[Name: Hillridge Farms Inc, 400 New Miami Rd, Conrad, MT 59425-0000]

[IRC Section: 501(d) Apostolic and religious organization]



EWG Farm Subsidy Database

Corporate Subsidy Recipients 1 to 1 of 1 in Montana

Business Name: **HILLRIDGE**

Rank	Name	Location	Subsidy Total 1995-2010
1	<u>Hillridge Farms Inc</u>	Conrad, MT 59425	\$ 764,557.31

Note: The information on conservation spending for 2010 is incomplete due to missing data from USDA's Natural Resource Conservation Service. Payment data currently are not included for the Environmental Quality Incentives Program, but will be added once NRCS makes it available.

The information provided for the Wetland Reserve Program (WRP) provides an inaccurate picture of how WRP payments are distributed. USDA's Natural Resource Conservation Service uses title companies as intermediaries to finalize wetlands easements under the Wetlands Reserve Program. As a result, the data provided to us shows large sums of money going to these title companies. In reality, the payments are ultimately distributed to landowners participating in the WRP.

Unfortunately, NRCS has not provided the data to show where these farms and wetlands are located or which farmers or landowners are enrolling in the program, so EWG is unable to allocate these large sums of money to individuals beyond the title companies. Therefore, these companies skew the conservation rankings and payment concentration, which EWG cannot avoid unless and until NRCS makes available the additional farm attribution data. Therefore, we have not included WRP payments in the 2010 data update.

Finally, we have separated data on farm commodity, disaster and conservation payments in order to provide a more accurate picture of top recipients and concentration of payments among the three main categories of USDA programs.

USDA subsidy information for Hillridge Farms Inc

Addresses on file with USDA for Hillridge Farms Inc

USDA county office from which subsidies were paid:	Subsidy Payments 1995-2010	Most recent address on file in USDA county office
Pondera County, Montana	\$764,557	Hillridge Farms Inc Conrad, MT 59425
Total	\$764,557	

Note: The information on conservation spending for 2010 is incomplete due to missing data from USDA's Natural Resource Conservation Service. Payment data currently are not included for the Environmental Quality Incentives Program, but will be added once NRCS makes it available.

The information provided for the Wetland Reserve Program (WRP) provides an inaccurate picture of how WRP payments are distributed. USDA's Natural Resource Conservation Service uses title companies as intermediaries to finalize wetlands easements under the Wetlands Reserve Program. As a result, the data provided to us shows large sums of money going to these title companies. In reality, the payments are ultimately distributed to landowners participating in the WRP.

Unfortunately, NRCS has not provided the data to show where these farms and wetlands are located or which farmers or landowners are enrolling in the program, so EWG is unable to allocate these large sums of money to individuals beyond the title companies. Therefore, these companies skew the conservation rankings and payment concentration, which EWG cannot avoid unless and until NRCS makes available the additional farm attribution data. Therefore, we have not included WRP payments in the 2010 data update.

Finally, we have separated data on farm commodity, disaster and conservation payments in order to provide a more accurate picture of top recipients and concentration of payments among the three main categories of USDA programs.

Hillridge Farms Inc received payments totaling **\$764,557** from 1995 through 2010

Year	Conservation Subsidies	Disaster Subsidies	Commodity Subsidies	Total USDA Subsidies 1995-2010
1995	\$0	\$0	\$0	\$0
1996	\$0	\$0	\$0	\$0
1997	\$0	\$0	\$0	\$0
1998	\$0	\$0	\$0	\$0
1999	\$0	\$0	\$0	\$0
2000	\$0	\$0	\$112,267	\$112,267
2001	\$1,840	\$30,674	\$57,209	\$89,723
2002	\$0	\$13,314	\$46,057	\$59,371
2003	\$0	\$0	\$40,716	\$40,716
2004	\$0	\$40,901	\$56,771	\$97,672
2005	\$0	\$31,510	\$62,828	\$94,338
2006	\$0	\$0	\$43,232	\$43,232
2007	\$0	\$0	\$30,377	\$30,377
2008	\$0	\$24,249	\$38,935	\$63,184
2009	\$0	\$0	\$30,525	\$30,525
2010	\$0	\$0	\$103,153	\$103,153
Total	\$1,840	\$140,648	\$622,069	\$764,557

Crop Summary for Hillridge Farms Inc

Crop	Payments 1995-2010
Wheat Subsidies**	\$315,795
Barley Subsidies**	\$172,219
Oat Subsidies**	\$351

Note: The information on conservation spending for 2010 is incomplete due to missing data from USDA's Natural Resource Conservation Service. Payment data currently are not included for the Environmental Quality Incentives Program, but will be added once NRCS makes it available.

The information provided for the Wetland Reserve Program (WRP) provides an inaccurate picture of how WRP payments are distributed. USDA's Natural Resource Conservation Service uses title companies as intermediaries to finalize wetlands easements under the Wetlands Reserve Program. As a result, the data provided to us shows large sums of money going to these title companies. In reality, the payments are ultimately distributed to landowners participating in the WRP.

Unfortunately, NRCS has not provided the data to show where these farms and wetlands are located or which farmers or landowners are enrolling in the program, so EWG is unable to allocate these large sums of money to individuals beyond the title companies. Therefore, these companies skew the conservation rankings and payment concentration.

USDA subsidy information for **Hillridge Farms Inc****Payment Breakdown**

Subsidy Program	Total Payments 1995-2010
Total USDA - Subsidies	\$764,557
<i>Subtotal, Farming Subsidies</i>	\$622,069
<i>Subtotal, Conservation Programs</i>	\$1,840
<i>Subtotal, Disaster Payments</i>	\$140,648

Commodity subsidy breakdown

Subsidy Program	Total Payments 1995-2010
Subtotal, Farming Subsidies	\$622,069
<i>Total Direct Payments</i>	\$247,926
Direct Payment - Barley	\$66,710
Direct Payment - Wheat	\$181,216
<i>Total Counter Cyclical Payments</i>	\$12,729
Counter Cyclical Payment - Barley	\$12,729
<i>Average Crop Revenue Election Program (ACRE)</i>	\$133,678
ACRE - Direct Payments	\$61,047
ACRE - Revenue Support	\$72,631
<i>Production Flexibility Contracts</i>	\$81,099
Production Flexibility - Barley	\$31,514
Production Flexibility - Oats	\$167
Production Flexibility - Wheat	\$49,418
<i>Mkt. Loss Asst. - Commodity Crops</i>	\$62,333
Market Loss Assistance - Barley	\$23,958
Market Loss Assistance - Oats	\$184
Market Loss Assistance - Wheat	\$38,191
<i>Loan Deficiency Payments</i>	\$64,043
Loan Deficiency - Barley	\$37,308
Loan Deficiency - Wheat	\$26,735
<i>Misc. Farm - Subsidies</i>	\$27
Interest Penalty Payments	\$27
<i>Hard Winter Wheat Incentive Program</i>	\$20,234
Hard Winter Wheat Incentive Payment	\$20,234


Conservation subsidy breakdown

Subsidy Program	Total Payments 1995-2010
Subtotal, Conservation Programs	\$1,840
<i>Emergency Conservation</i>	\$1,840
Emergency Conservation - Drought	\$1,840

Disaster subsidy breakdown

Subsidy Program	Total Payments 1995-2010
Subtotal, Disaster Payments	\$140,648
<i>Misc. Disaster Payments</i>	\$140,648
Crop Disaster - Program	\$127,334
Quality Losses Program	\$13,314

Note: The information on conservation spending for 2010 is incomplete due to missing data from USDA's Natural Resource Conservation Service. Payment data currently are not included for the Environmental Quality Incentives Program, but will be added once NRCS makes it available.

USDA subsidy information for **Hillridge Farms Inc****Ownership shares for Hillridge Farms Inc**Pick year for ownership information 

USDA county office/Ownership:	Percentage Share*
Hillridge Farms Inc ownership information from 2010 Pondera County, Montana	
Jake J Wurz	N/A*
Christopher M Wipf	N/A*
William J Wipf	N/A*
Michael J Wipf	N/A*
Amos J Wurz	N/A*
Sam J Mandel	N/A*
Sarah A Wurz	N/A*
Linda S Mandel	N/A*
Christina D Wurz	N/A*
Justina M Wipf	N/A*
Gary J Wurz	N/A*
Sarah L Kleinsasser	N/A*
Pauline G Hofer	N/A*
Thomas M Wipf	N/A*
Joshua S Mandel	N/A*
Jacob J Wurz	N/A*
Matilda J Wurz	N/A*
Jerry M Wipf	N/A*
Benjamin J Wurz	N/A*
Tina A Wurz	N/A*
Mike M Wipf	N/A*
Steven J Mandel	N/A*
Ronnie A Wurz	N/A*
Kathleen S Mandel	N/A*
Logan J Wipf	N/A*
Jayden Wipf	N/A*

<u>Adrinana J Wipf</u>	N/A*
<u>Jeremy M Wipf</u>	N/A*
<u>Cheyenne J Wipf</u>	N/A*

* According to USDA percentage shares for ownership may not reflect share of subsidy payments. EWG review shows that share information on file with USDA may not always equal 100 percent. Most recent percentage share information is from 2008. Future release of this information was barred by law in the 2008 Farm Bill.

Note: The information on conservation spending for 2010 is incomplete due to missing data from USDA's Natural Resource Conservation Service. Payment data currently are not included for the Environmental Quality Incentives Program, but will be added once NRCS makes it available.

The information provided for the Wetland Reserve Program (WRP) provides an inaccurate picture of how WRP payments are distributed. USDA's Natural Resource Conservation Service uses title companies as intermediaries to finalize wetlands easements under the Wetlands Reserve Program. As a result, the data provided to us shows large sums of money going to these title companies. In reality, the payments are ultimately distributed to landowners participating in the WRP.

Unfortunately, NRCS has not provided the data to show where these farms and wetlands are located or which farmers or landowners are enrolling in the program, so EWG is unable to allocate these large sums of money to individuals beyond the title companies. Therefore, these companies skew the conservation rankings and payment concentration, which EWG cannot avoid unless and until NRCS makes available the additional farm attribution data. Therefore, we have not included WRP payments in the 2010 data update.

Finally, we have separated data on farm commodity, disaster and conservation payments in order to provide a more accurate picture of top recipients and concentration of payments among the three main categories of USDA programs.

[illegible]

MELISSA DATA[Sign In](#) | [Cart](#) | [Newsletters](#) | [Search](#)

1-800-MELISSA

[Products](#)[Solutions](#)[Downloads & Trials](#)[Support](#)[Resources](#)[Lookups](#)[Contact Us](#)[Free Lookups](#)[Home](#) > [Lookups](#) > Nonprofit Organization Lookup[Help](#)**B-to-B Mailing Lists - It's Just Good Business!**

Now with a 100% Deliverability Guarantee

[Get Free Count now](#)Enter a 5-digit ZIP Code,
organization name or 9-digit Tax ID**Use this LookUp to:**

- Find information on over 1.4 million registered nonprofit organizations in the United States
- Get organization name, assets, income, and IRS subsection
- Select organization for contact name and address, type of foundation and organization
- Get deductibility status, classification, Form 990, and more

HILLRIDGE FARMS INC

400 NEW MIAMI RD

Address CONRAD, MT 59425-0000

[MapG](#) [MapY](#) [MapV](#)

IRS Subsection 501(d) - A religious and apostolic association.

Type of Organization Corporation

Deductibility Contributions are NOT deductible

Tax I.D. Number 810532143

Exempt Since 05-2009

Form 990 Requirement Not required to file 990

Classification Religion Related, Spiritual Development N.E.C.

Share with others information about this Nonprofit - like the web site, e-mail address, how to donate or any corrections to the data shown.

Messages

[How Can We Improve this Lookup?](#) | [Send to a Friend](#) | [Lookups Forum](#) | [Terms of Use](#)

Contact Information for Farms as USDA farm subsidy recipients
Subject: Hillridge Farms Inc, Conrad, MT 59425
(note: name not confirmed as a Hutterite colony)

> Contact Information

1) IRS data

Address:

Hillridge Farms Inc
400 New Miami Rd
Conrad, MT 59425-0000

Address verification results from [www.melissadata.com]:

1) For (1) IRS data:

Address not verified. The street name 'New Miami' was not found.



Map of Conrad, MT

Notes



All rights reserved. Use subject to License/Copyright | [Map Legend](#)

Directions and maps are informational only. We make no warranties on the accuracy of their content, road conditions or route usability or expeditiousness. You assume all risk of use. MapQuest and its suppliers shall not be liable to you for any loss or delay resulting from your use of MapQuest. Your use of MapQuest means you agree to our [Terms of Use](#)

List of Evidence for Farms as USDA farm subsidy recipients

(note: farm may be a Hutterite colony)

Subject: Little Rock Farms Inc, Valier, MT 59486

Location by State: Montana

Form and Version of Evidence: Original Evidence (Long Form)

Timeframe of Evidence as Webpages: 2009-2012

Topic: Original Evidence (Long Form) includes Findings and Conclusion

Section LF. List of Evidence (original evidence, long form)

1) EWG dataset (7/23/2011) for data 1995-2010 from [<http://farm.ewg.org/>]

a) 'Search Result' webpage

URL: [<http://farm.ewg.org/addrsearch.php?s=yup&stab=US&zip=&last=&first=&stab=AL&fulln...>]

b) 'Farm Location(s)' webpage

URL: [<http://farm.ewg.org/persondetail.php?custnumber=A12181347&summlevel=address>]

c) 'Summary' webpage(s)

URL: [<http://farm.ewg.org/persondetail.php?custnumber=A12181347>]

d) 'Programs' webpage(s)

URL: [<http://farm.ewg.org/persondetail.php?custnumber=A12181347&summlevel=detail>]

e) 'Ownership Interest(s)' webpage(s)

URL: [<http://farm.ewg.org/persondetail.php?custnumber=A12181347&summlevel=whois>]

Data:

1) Hutterite surnames found with USDA ownership shares data (2009):

[Kleinsasser, Waldner]

(note: for verification of Hutterite surnames refer to the webpage 'Surnames of Founding Families' at [<http://www.feefhs.org/links/hutterites/surnames.html>])

2) IRS Exempt Organization (EO) data webpage(s) from [www.irs.gov]

EO File URL: [<http://www.irs.gov/taxstats/charitablestats/article/0,,id=97186,00.html>]

EO File Date: (12/7/2009 is date EO file was downloaded from IRS website to CD)

EO File Date: (8/4/2012 is date EO file page was printed from the IRS website)

Note: EO file webpages include different address data for Little Rock Farms Inc

3) Melissa Data webpage(s) (11/9/2009) and (7/23/2011) from [www.melissadata.com]

URL (11/9/2009): [<http://www.melissadata.com/lookups/np.asp?ein=611440967>]

URL (7/23/2011): [<http://www.melissadata.com/lookups/np.asp?ein=611440967>]

Note: IRS EO webpages are arranged in data sequence with the Melissa Data webpages

4) Manta data webpage(s) from [www.manta.com]

URL: (evidence not included)

5) Hutterite Directory webpage(s)

From [www.cedrontech.com], or link from [www.hutterites.org]

URL: (evidence not included)

6) Contact Information page(s)

7) MapQuest webpage(s) (7/23/2011) from [www.mapquest.com]

List of Evidence for Farms as USDA farm subsidy recipients

(note: farm may be a Hutterite colony)

Subject: Little Rock Farms Inc, Valier, MT 59486

Location by State: Montana

Topic: Findings, for Section LF

(page 1)

Findings (for Section LF):

1:

'Farm Location(s)' (addresses on file) subsidy payments data shows a data conflict. The data conflict can be explained by EWG updating their USDA farm subsidy data. The data conflict will not invalidate the figure [Subsidy Total 1995-2010: \$349,052.35] because 'Programs' (Payment Breakdown) data will validate the figure. The data is:

Total USDA - Subsidies = \$349,052

Subtotal, Farming Subsidies = \$302,325

Subtotal, Conservation Programs = \$6,525

Subtotal, Disaster Payments = \$40,202

(note: EWG will express a exact figure as a rounded off figure for their calculations)

2:

Little Rock Farms Inc cannot be confirmed as a Hutterite colony and member of the Hutterian Brethren Church due to a lack of evidence. Hutterite surnames are found at Little Rock Farms Inc.

Data for Little Rock Farms Inc for ID as a Hutterite colony:

1) Name: Little Rock Farms Inc, Valier, MT 59486

2) Hutterite surnames found with USDA ownership shares data (2009): Kleinsasser, Waldner (note: for verification of Hutterite surnames refer to the webpage 'Surnames of Founding Families' at [<http://www.feeffhs.org/links/hutterites/surnames.html>])

3) IRS EO/BMF data:

a) Name:

[Little Rock Farms Inc, Valier, MT 59486-0000] (12/7/2009)

[Little Rock Farms Inc, Valier, MT 59486-5444] (8/4/2012)

b) IRC Section:

1) IRM Table: 501(d) Apostolic and religious organization

2) SOI Table: 501(d) Apostolic and Religious Org.

List of Evidence for Farms as USDA farm subsidy recipients

(note: farm may be a Hutterite colony)

Subject: Little Rock Farms Inc, Valier, MT 59486

Location by State: Montana

Topic: Findings, for Section LF

(page 2)

3(a):

IRS EO/BMF data found and the organization name and location are the same as the USDA business name and location.

USDA Business Name and Location:

[Little Rock Farms Inc, Valier, MT 59486]

IRS Organization Name and Location:

[Little Rock Farms Inc, Valier, MT 59486-0000] (12/7/2009)

[Little Rock Farms Inc, Valier, MT 59486-5444] (8/4/2012)

The IRC section is '501(d) Apostolic and religious organization' and the ruling date is 06/2009. Little Rock Farms Inc, Valier, MT 59486, is confirmed as a tax-exempt nonprofit religious organization during the timeframe 1995-2010 when the organization received USDA farm subsidies.

3(b):

'Summary' data shows that the farm subsidy payment data for the calculation of the USDA farm subsidy total for 1995-2010 applies to 2003-2010.

4:

Comparison of IRS EO/BMF data with Melissa Data data:

[Data Date: (IRS 12/7/2009, 8/4/2012), (Melissa Data 11/9/2009, 7/23/2011)]

[Data: EIN, Organization Name, Location by State, IRC Section, Ruling Date]

[611440967, Little Rock Farms Inc, MT, 501(d), 06/2009 = IRS (12/7/2009)]

[611440967, Little Rock Farms Inc, MT, 501(d), 06/2009 = IRS (8/4/2012)]

[611440967, Little Rock Farms Inc, MT, 501(d), 06-2009 = Melissa Data (11/9/2009)]

[611440967, Little Rock Farms Inc, MT, 501(d), 06-2009 = Melissa Data (7/23/2011)]

Comparison of data demonstrates all data is the same basic data.

Note:

The datasets show a different address for Little Rock Farms Inc but the EIN is the same for all of the datasets so the data is for the same organization.

5:

IRS EO/BMF data indicates the organization is not required to file Form 990. Data from Melissa Data for the same organization indicates the organization is not required to file Form 990. The organization is classified as IRC section 501(d) and files Form 1065 so the data for Form 990 is correct.

List of Evidence for Farms as USDA farm subsidy recipients

(note: farm may be a Hutterite colony)

Subject: Little Rock Farms Inc, Valier, MT 59486

Location by State: Montana

Topic: Findings, for Section LF

(page 3)

6:

Dataset for timeframe 1995-2010:

Identity of USDA farm subsidy recipient:

[Little Rock Farms Inc, Valier, MT 59486]

USDA farm subsidy total:

1) Subsidy Total 1995-2010: \$349,052.35 (note: exact calculation)

2) Subsidy Payments 1995-2010 Total: \$349,052 (note: rounded off calculation)

(note: 'Subsidy Payments' data shows a data conflict but 'Programs' (Payment Breakdown) data will validate the 'Subsidy Total' figure)

3) 'Summary' data shows that the farm subsidy payment data for the calculation of the USDA farm subsidy total for 1995-2010 applies to 2003-2010. So, a calculation for financial compensation will need to consider the ruling date 06/2009.

4) 'Summary' data for Total USDA Subsidies 2010: \$20,038

IRS EO/BMF data (12/7/2009, 8/4/2012):

1) Name:

[Little Rock Farms Inc, 302 Pondera Colony Rd, Valier, MT 59486-0000] (12/7/2009)

[Little Rock Farms Inc, 300 Pondera Colony Rd, Valier, MT 59486-5444] (8/4/2012)

2) Employer Identification Number (EIN): 611440967

3) IRC Section: 501(d) Apostolic and religious organization

4) Ruling Date: 06/2009

Melissa Data (11/9/2009, 7/23/2011):

1) Name:

[Little Rock Farms Inc, 302 Pondera Colony Rd, Valier, MT 59486-0000] (11/9/2009)

[Little Rock Farms Inc, 300 Pondera Colony Rd, Valier, MT 59486-5444] (7/23/2011)

2) Tax I.D. Number: 611440967

3) IRS Subsection: 501(d) - A religious and apostolic association.

4) Exempt Since: 06-2009

Operating As: Farm as a tax-exempt nonprofit religious organization

List of Evidence for Farms as USDA farm subsidy recipients

(note: farm may be a Hutterite colony)

Subject: Little Rock Farms Inc, Valier, MT 59486

(note: name not confirmed as a Hutterite colony)

Location by State: Montana

Status: Confirmed as EO (Exempt Organization)

Topic: Conclusion, for Section LF

(page 1)

Conclusion (for Section LF):

1(a):

Little Rock Farms Inc, Valier, MT 59486, is confirmed as a tax-exempt nonprofit religious organization during the timeframe 1995-2010 when the organization received USDA farm subsidies. The organization's IRC section is '501(d) Apostolic and religious organization' and the ruling date is 06/2009.

1(b):

'Summary' data shows that the farm subsidy payment data for the calculation of the USDA farm subsidy total for 1995-2010 applies to 2003-2010.

List of Evidence for Farms as USDA farm subsidy recipients

(note: farm may be a Hutterite colony)

Subject: Little Rock Farms Inc, Valier, MT 59486

(note: name not confirmed as a Hutterite colony)

Location by State: Montana

Status: Confirmed as EO (Exempt Organization)

Topic: Conclusion, for Section LF

(page 2)

2:

Dataset for timeframe 1995-2010:

Identity of USDA farm subsidy recipient:

[Little Rock Farms Inc, Valier, MT 59486]

USDA farm subsidy total:

1) Subsidy Total 1995-2010: \$349,052.35 (note: exact calculation)

2) Subsidy Payments 1995-2010 Total: \$349,052 (note: rounded off calculation)

(note: 'Subsidy Payments' data shows a data conflict but 'Programs' (Payment Breakdown) data will validate the 'Subsidy Total' figure)

3) 'Summary' data shows that the farm subsidy payment data for the calculation of the USDA farm subsidy total for 1995-2010 applies to 2003-2010. So, a calculation for financial compensation will need to consider the ruling date 06/2009.

4) 'Summary' data for Total USDA Subsidies 2010: \$20,038

IRS EO/BMF data (12/7/2009, 8/4/2012):

1) Name:

[Little Rock Farms Inc, 302 Pondera Colony Rd, Valier, MT 59486-0000] (12/7/2009)

[Little Rock Farms Inc, 300 Pondera Colony Rd, Valier, MT 59486-5444] (8/4/2012)

2) Employer Identification Number (EIN): 611440967

3) IRC Section: 501(d) Apostolic and religious organization

4) Ruling Date: 06/2009

Melissa Data (11/9/2009, 7/23/2011):

1) Name:

[Little Rock Farms Inc, 302 Pondera Colony Rd, Valier, MT 59486-0000] (11/9/2009)

[Little Rock Farms Inc, 300 Pondera Colony Rd, Valier, MT 59486-5444] (7/23/2011)

2) Tax I.D. Number: 611440967

3) IRS Subsection: 501(d) - A religious and apostolic association.

4) Exempt Since: 06-2009

Operating As: Farm as a tax-exempt nonprofit religious organization

List of Evidence for Farms as USDA farm subsidy recipients

(note: farm may be a Hutterite colony)

Subject: Little Rock Farms Inc, Valier, MT 59486

(note: name not confirmed as a Hutterite colony)

Location by State: Montana

Status: Confirmed as EO (Exempt Organization)

Topic: Conclusion, for Section LF

(page 3)

3:

Identification data:

Name: Little Rock Farms Inc, Valier, MT 59486

IRS EO/BMF data:

[Little Rock Farms Inc, 302 Pondera Colony Rd, Valier, MT 59486-0000] (12/7/2009)

[Little Rock Farms Inc, 300 Pondera Colony Rd, Valier, MT 59486-5444] (8/4/2012)

4:

Recommendation:

> Step 1

Determine if organization is a Hutterite colony.

Name: Little Rock Farms Inc, Valier, MT 59486

Hutterite surnames found with USDA ownership shares data (2009): Kleinsasser, Waldner

IRS EO/BMF data:

[Name: Little Rock Farms Inc, 302 Pondera Colony Rd, Valier, MT 59486-0000] (12/7/2009)

[Name: Little Rock Farms Inc, 300 Pondera Colony Rd, Valier, MT 59486-5444] (8/4/2012)

[IRC Section: 501(d) Apostolic and religious organization]



EWG Farm Subsidy Database

Corporate Subsidy Recipients 1 to 1 of 1 in Montana

Business Name: **LITTLE ROCK FARMS**

Rank	Name	Location	Subsidy Total 1995-2010
1	Little Rock Farms Inc	Valier, MT 59486	\$ 349,052.35

Note: The information on conservation spending for 2010 is incomplete due to missing data from USDA's Natural Resource Conservation Service. Payment data currently are not included for the Environmental Quality Incentives Program, but will be added once NRCS makes it available.

The information provided for the Wetland Reserve Program (WRP) provides an inaccurate picture of how WRP payments are distributed. USDA's Natural Resource Conservation Service uses title companies as intermediaries to finalize wetlands easements under the Wetlands Reserve Program. As a result, the data provided to us shows large sums of money going to these title companies. In reality, the payments are ultimately distributed to landowners participating in the WRP.

Unfortunately, NRCS has not provided the data to show where these farms and wetlands are located or which farmers or landowners are enrolling in the program, so EWG is unable to allocate these large sums of money to individuals beyond the title companies. Therefore, these companies skew the conservation rankings and payment concentration, which EWG cannot avoid unless and until NRCS makes available the additional farm attribution data. Therefore, we have not included WRP payments in the 2010 data update.

Finally, we have separated data on farm commodity, disaster and conservation payments in order to provide a more accurate picture of top recipients and concentration of payments among the three main categories of USDA programs.

USDA subsidy information for **Little Rock Farms Inc****Addresses on file with USDA for Little Rock Farms Inc**

USDA county office from which subsidies were paid:	Subsidy Payments 1995-2010	Most recent address on file in USDA county office
Pondera County, Montana	\$342,527	Little Rock Farms Inc Valier, MT 59486
Total	\$349,052	

Note: The information on conservation spending for 2010 is incomplete due to missing data from USDA's Natural Resource Conservation Service. Payment data currently are not included for the Environmental Quality Incentives Program, but will be added once NRCS makes it available.

The information provided for the Wetland Reserve Program (WRP) provides an inaccurate picture of how WRP payments are distributed. USDA's Natural Resource Conservation Service uses title companies as intermediaries to finalize wetlands easements under the Wetlands Reserve Program. As a result, the data provided to us shows large sums of money going to these title companies, in reality, the payments are ultimately distributed to landowners participating in the WRP.

Unfortunately, NRCS has not provided the data to show where these farms and wetlands are located or which farmers or landowners are enrolling in the program, so EWG is unable to allocate these large sums of money to individuals beyond the title companies. Therefore, these companies skew the conservation rankings and payment concentration, which EWG cannot avoid unless and until NRCS makes available the additional farm attribution data. Therefore, we have not included WRP payments in the 2010 data update.

Finally, we have separated data on farm commodity, disaster and conservation payments in order to provide a more accurate picture of top recipients and concentration of payments among the three main categories of USDA programs.



Little Rock Farms Inc received payments totaling \$349,052 from 1995 through 2010

Year	Conservation Subsidies	Disaster Subsidies	Commodity Subsidies	Total USDA Subsidies 1995-2010
1995	\$0	\$0	\$0	\$0
1996	\$0	\$0	\$0	\$0
1997	\$0	\$0	\$0	\$0
1998	\$0	\$0	\$0	\$0
1999	\$0	\$0	\$0	\$0
2000	\$0	\$0	\$0	\$0
2001	\$0	\$0	\$0	\$0
2002	\$0	\$0	\$0	\$0
2003	\$0	\$0	\$26,949	\$26,949
2004	\$0	\$0	\$78,679	\$78,679
2005	\$0	\$22,392	\$34,098	\$56,490
2006	\$0	\$0	\$57,246	\$57,246
2007	\$6,525	\$0	\$27,769	\$34,294
2008	\$0	\$17,810	\$26,207	\$44,017
2009	\$0	\$0	\$31,340	\$31,340
2010	\$0	\$0	\$20,038	\$20,038
Total	\$6,525	\$40,202	\$302,325	\$349,052

Crop Summary for Little Rock Farms Inc

Crop	Payments 1995-2010
Barley Subsidies**	\$175,820
Wheat Subsidies**	\$73,536
Dry Pea Subsidies	\$1,562
Canola Subsidies**	\$30

Note: The information on conservation spending for 2010 is incomplete due to missing data from USDA's Natural Resource Conservation Service. Payment data currently are not included for the Environmental Quality Incentives Program, but will be added once NRCS makes it available.

The information provided for the Wetland Reserve Program (WRP) provides an inaccurate picture of how WRP payments are distributed. USDA's Natural Resource Conservation Service uses title companies as intermediaries to finalize wetlands easements under the Wetlands Reserve Program. As a result, the data provided to us shows large sums of money going to these title companies. In reality, the payments are ultimately distributed to landowners participating in the WRP.

USDA subsidy information for **Little Rock Farms Inc****Payment Breakdown**

Subsidy Program	Total Payments 1995-2010
Total USDA - Subsidies	\$349,052
<i>Subtotal, Farming Subsidies</i>	\$302,325
<i>Subtotal, Conservation Programs</i>	\$6,525
<i>Subtotal, Disaster Payments</i>	\$40,202

Commodity subsidy breakdown

Subsidy Program	Total Payments 1995-2010
Subtotal, Farming Subsidies	\$302,325
<i>Total Direct Payments</i>	\$208,620
Direct Program Payments - 2008 Farm Bill	\$51,378
Direct Payment - Barley	\$83,676
Direct Payment - Canola	\$30
Direct Payment - Wheat	\$73,536
<i>Total Counter Cyclical Payments</i>	\$16,270
Counter Cyclical Payment - Barley	\$16,270
Counter Cyclical Payment - Wheat	\$0
<i>Loan Deficiency Payments</i>	\$36,234
Loan Deficiency - Barley	\$36,234
<i>Marketing Loan Gains</i>	\$41,202
Market Gains Farm - Barley	\$39,640
Market Gains Farm - Dry Peas	\$1,562

Conservation subsidy breakdown

Subsidy Program	Total Payments 1995-2010
Subtotal, Conservation Programs	\$6,525
<i>Env. Quality Incentive Program</i>	\$6,525
EQIP - Regular	\$6,525

Disaster subsidy breakdown

Subsidy Program	Total Payments 1995-2010
Subtotal, Disaster Payments	\$40,202

*Misc. Disaster Payments***\$40,202***Crop Disaster - Program***\$40,202**

Note: The information on conservation spending for 2010 is incomplete due to missing data from USDA's Natural Resource Conservation Service. Payment data currently are not included for the Environmental Quality Incentives Program, but will be added once NRCS makes it available.

The information provided for the Wetland Reserve Program (WRP) provides an inaccurate picture of how WRP payments are distributed. USDA's Natural Resource Conservation Service uses title companies as intermediaries to finalize wetlands easements under the Wetlands Reserve Program. As a result, the data provided to us shows large sums of money going to these title companies. In reality, the payments are ultimately distributed to landowners participating in the WRP.

Unfortunately, NRCS has not provided the data to show where these farms and wetlands are located or which farmers or landowners are enrolling in the program, so EWG is unable to allocate these large sums of money to individuals beyond the title companies. Therefore, these companies skew the conservation rankings and payment concentration, which EWG cannot avoid unless and until NRCS makes available the additional farm attribution data. Therefore, we have not included WRP payments in the 2010 data update.

Finally, we have separated data on farm commodity, disaster and conservation payments in order to provide a more accurate picture of top recipients and concentration of payments among the three main categories of USDA programs.



USDA subsidy information for **Little Rock Farms Inc**

Ownership shares for Little Rock Farms Inc

Pick year for ownership information

USDA county office/Ownership:	Percentage Share*
Little Rock Farms Inc ownership information from 2009 Pondera County, Montana	
Edward S Kleinsasser	N/A*
Lawrence M Kleinsasser	N/A*
Jonathan J Waldner	N/A*
Simon S Kleinsasser	N/A*
Katie J Waldner	N/A*
David W Waldner	N/A*
Phillip P Kleinsasser	N/A*
Christina L Kleinsasser	N/A*
Rachel S Kleinsasser	N/A*
Esther D Waldner	N/A*
Steven S Kleinsasser	N/A*
Mark L Kleinsasser	N/A*
Joshua D Waldner	N/A*
Rachel D Waldner	N/A*
Renee D Waldner	N/A*
Delilah D Waldner	N/A*
David D Waldner	N/A*

* According to USDA percentage shares for ownership may not reflect share of subsidy payments. EWG review shows that share information on file with USDA may not always equal 100 percent. Most recent percentage share information is from 2008. Future release of this information was barred by law in the 2008 Farm Bill.

Note: The information on conservation spending for 2010 is incomplete due to missing data from USDA's Natural Resource Conservation Service. Payment data currently are not included for the Environmental Quality Incentives Program, but will be added once NRCS makes it available.

The information provided for the Wetland Reserve Program (WRP) provides an inaccurate picture of how WRP payments are distributed. USDA's Natural Resource Conservation Service uses title companies as intermediaries to finalize wetlands easements under the Wetlands Reserve Program. As a result, the data provided to us shows large sums of money going to these title companies. In reality, the payments are ultimately distributed to landowners participating in the WRP.

MT59103-711331580391	19670111532105900010100000020080933010		
09000000004270600000000066905	0000000054305	4260107	BILLINGS BIG
816031639LITTLE LEAGUE BASEBALL INC			%
JOHN SCHMITZ	PO BOX 80025		BILLINGS
MT59108-002531580391	19670111532105900010100000020080923010		
09000000001202900000000036077	0000000048918	4260106	RIVERSIDE LL
810523417LITTLE LEAGUE BASEBALL INC			%
ROD AUSTIN	PO BOX 8391		MISSOULA
MT59807-839131580391	19670101532105900010100000020081213010		
12000000000065900000000039848	0000000010781	4260213	MOUNT JUMBO E
521288355LITTLE LEAGUE BASEBALL INC			%
KENT A SEATON	PO BOX 7252		GREAT FALLS
MT59406-725231580391	19670111500000000050100000020080923010		
09000000002041800000000070665	0000000060670	4260202	GREAT FALLS A
222501660LITTLE LEAGUE BASEBALL INC			%
CHUCK WHITMORE	PO BOX 266		GREAT FALLS
MT59403-026631580391	19670111500000000050100000020080933010		
09000000006061600000000037634	0000000030957	4260211	WESTSIDE LL
810398497LITTLE LEAGUE BASEBALL INC			%
TONI BJELLAND	PO BOX 21283		BILLINGS
MT59104-128331580391	19670111532105900050100000020080933010		
09000000003148400000000048599	0000000048199	4260102	BURLINGTON LL
237345361LITTLE LEAGUE BASEBALL INC			%
SUE LOWERY	2120 S RESERVE ST PMB 341		MISSOULA
MT59801-645131580391	19740311532131700010100000020080923010		
09000000001007100000000065842	0000000057712	N63Z4260212	MISSOULA WEST
810412553LITTLE LEAGUE BASEBALL INC			%
BOB SCALABRIN	3470 WHARTON ST		BUTTE
MT59701-453731580391	19670111532105900010100000020071233010		
12000000003130300000000067355	0000000067355	4260216	MILE HIGH LL
521288358LITTLE LEAGUE BASEBALL INC			%
CYNTHIA BERG	341 SVS-SVYY		MALMSTROM
AFB	MT59402-000031580391	196701115000000000501000000	91010 09
4260203 MALMSTROM LL			
510256098LITTLE LEAGUE BASEBALL INC			%
DANIELLE FUNSETH	308 33RD AVE NE		GREAT FALLS
MT59404-420131580391	19670111532105900010100000020060943010		
090000000018568700000000051413	0000000045741	4260205	RIVERSIDE LL
521278780LITTLE LEAGUE BASEBALL INC	4260119		%
MISSY PITSCHE	PO BOX 441		HARDIN
MT59034-044131580391	196701115000000000501000000	97020 12	
4260119 COAL COUNTRY			
810406028LITTLE RED SCHOOL HOUSE INC			%
ERIC BRASS	2126 8TH AVE		HELENA
MT59601-483800000331	19830411606206029610100000020081200020		
120000000000000000000000000000	00000000000000		
611440967LITTLE ROCK FARMS INC			%
WILLIAM J WALDNER	302 PONDERA COLONY RD		VALIER
MT59486-000000004031	200906200000000000101000000	00000 12	
X99			
810307492LITTLE ROCKIES CHRISTIAN CAMPING ASSOCIATION			%
TIM MCCONKEY	612 W ERIE ST		LEWISTOWN
MT59457-212000000331	19760611632500000050100000020081200020		
120000000000000000000000000000	00000000000000		
562319076LITTLE SEEDS EARLY CHILDHOOD CENTER INC			
2800 4TH AVE N	BILLINGS		MT59101-123400000331

[Sign In](#) | [Cart](#) | [Newsletters](#)

1-800-MELISSA

[Products](#)[Solutions](#)[Downloads & Trials](#)[Support](#)[Resources](#)

pick a name...**any name!**
In one click you can search:

address history marriages divorces property ownership
 website ownership bankruptcies tax liens court judgments
 relatives aliases maiden names age **Start here** ►

Nonprofit Organization Lookup

Enter a 5-digit ZIP Code, organization name or 9-digit Tax ID

LITTLE ROCK FARMS INC	
In Care of Name	WILLIAM J WALDNER
Address	302 PONDERA COLONY RD VALIER, MT 59486-0000 MapG MapY MapV
IRS Subsection	501(d) - A religious and apostolic association.
Type of Organization	Corporation
Deductibility	Contributions are NOT deductible
Tax I.D. Number	611440967
Exempt Since	06-2009
Form 990 Requirement	Not required to file 990
Classification	Religion Related, Spiritual Development N.E.C.
Share with others information about this Nonprofit - like the web site, e-mail address, how to donate or any corrections to the data shown.	
<input type="button" value="Post a Message"/>	

Messages

[How Can We Improve this Lookup?](#) | [Email to a Friend](#) | [Lookups Forum](#) | [Terms of Use](#)



1-800-MELISSA

[Sign In](#) | [Cart](#) | [Newsletters](#) | [Search](#)

[Products](#) [Solutions](#) [Downloads & Trials](#) [Support](#) [Resources](#) [Lookups](#) [Contact Us](#)

pick a name...any name!
In one click you can search:

address history

website ownership

relatives

aliases

marriages

bankruptcies

maiden names

divorces

tax liens

age

property ownership

court judgments

Start here

Nonprofit Organization Lookup

[Help](#)

[Index](#)

Enter a 5-digit ZIP Code, organization name or 9-digit Tax ID

LITTLE ROCK FARMS INC	
In Care of Name	WILLIAM J WALDNER
Address	302 PONDERA COLONY RD VALIER, MT 59486-0000 MapG MapY MapV
IRS Subsection	501(d) - A religious and apostolic association.
Type of Organization	Corporation
Deductibility	Contributions are NOT deductible
Tax I.D. Number	611440967
Exempt Since	06-2009
Form 990 Requirement	Not required to file 990
Classification	Religion Related, Spiritual Development N.E.C.
Share with others information about this Nonprofit - like the web site, e-mail address, how to donate or any corrections to the data shown.	
<input type="button" value="Post a Message"/>	

Messages

[How Can We Improve this Lookup?](#) | [Email to a Friend](#) | [Lookups Forum](#) | [Terms of Use](#)

521288355	LITTLE LEAGUE BASEBALL INC			
% DEIDRE MARTINKO	PO BOX 7252	GREAT FALLS		
MT59406-725231580391	19670111500000000050100000020110933010			
09000000000373460000000076524	00000000067441	4260202	GREAT FALLS AMERICANS	
LL				
810485161	LITTLE LEAGUE BASEBALL INC			
% RACHEL JACOBS	PO BOX 402	FRENCHTOWN		
MT59834-040231580391				
19810511505900000050100000020110813020	0800000000057320000000027190			
00000000027190	4260204	MULLAN TRAIL LL		
810412553	LITTLE LEAGUE BASEBALL INC			
% BOB SCALABRIN	PO BOX 4144	BUTTE		
MT59702-414431580391	19670111532105900010100000020101233010			
12000000000290310000000069331	0000000069331	4260216	MILE HIGH LL	
521545144	LITTLE LEAGUE BASEBALL INC			
% CINDY ELLIS	PO BOX 50535	BILLINGS		
MT59105-053531580391				
19810511505932831750100000020110934010	09000000003187500000000116708			
00000000103724	4260117	BILLIGS HEIGHTS NATIONAL L		
510256098	LITTLE LEAGUE BASEBALL INC			
% TOM CROSKREY	PO BOX 481	BLACK EAGLE		
MT59414-048131580391	19670111532105900010100000020100943020			
0900000001758810000000048618	0000000043543	4260205	RIVERSIDE LL	
521278780	LITTLE LEAGUE BASEBALL INC	4260119		
% NICOLE BOYER	PO BOX 221	HARDIN		
MT59034-022131580391	19670111500000000050100000020111200020			
12000000000000000000000000000000	00000000000000	4260119	COAL COUNTRY LL	
810406028	LITTLE RED SCHOOL HOUSE INC			
% ERIC BRASS	2126 8TH AVE	HELENA		
MT59601-483800000331	19830411606206029610100000020111200020			
12000000000000000000000000000000	00000000000000			
611440967	LITTLE ROCK FARMS INC			
% WILLIAM J WALDNER	300 PONDERA COLONY RD	VALIER		
MT59486-544400004031	2009062000000000000101000000	00000	12	X99
364674655	LITTLE ROCKIES BARREL RACING ASSOCIATION			
% CINDY COWAN	PO BOX 114	TURNER		
MT59542-011400000731	20110820000000000050100000020101200020			
12000000000000000000000000000000	000000000000 N50			
810307492	LITTLE ROCKIES CHRISTIAN CAMPING ASSOCIATION			
% TIM MCCONKEY	612 W ERIE ST			
LEWISTOWN	MT59457-212000000331			
19760611632500000050100000020111200020	12000000000000000000000000000000			
00000000000000				
562319076	LITTLE SEEDS EARLY CHILDHOOD CENTER INC			
2800 4TH AVE N	BILLINGS	MT59101-123400000331		
200401116000000000010100000020101214010	1200000000000260000000427937			
00000000422431 P33				
810454518	LITTLE STAR PRE-SCHOOL			
PO BOX 52	PLAINS	MT59859-005200000332		
19900811103200000010100000020110700020	07000000000000000000000000000000			
00000000000000				
816082633	LIVE AT THE CIVIC INC-COMMUNITY CONCERTS OF HELENA			
PO BOX 143	HELENA	MT59624-014300000331		
19961211699509000010100000020110844010	0800000001035690000000102113			
0000000102113 A99				

MELISSA DATA[Sign In](#) | [Cart](#) | [Newsletters](#) | [Search](#)

1-800-MELISSA

[Products](#)[Solutions](#)[Downloads & Trials](#)[Support](#)[Resources](#)[Lookups](#)[Contact Us](#)**Free Lookups**[Home](#) > [Lookups](#) > Nonprofit Organization Lookup[Help](#)

Phone Verification & Appending U.S. & Canadian Phone Numbers

[Request Information](#)

Enter a 5-digit ZIP Code,
organization name or 9-digit Tax ID

Use this Lookup to:

- Find information on over 1.4 million registered nonprofit organizations in the United States
- Get organization name, assets, income, and IRS subsection
- Select organization for contact name and address, type of foundation and organization
- Get deductibility status, classification, Form 990, and more

LITTLE ROCK FARMS INC

In Care of Name	WILLIAM J WALDNER
Address	300 PONDERA COLONY RD VALIER, MT 59486-5444 MapG MapY MapV
IRS Subsection	501(d) - A religious and apostolic association.
Type of Organization	Corporation
Deductibility	Contributions are NOT deductible
Tax I.D. Number	611440967
Exempt Since	06-2009
Form 990 Requirement	Not required to file 990
Classification	Religion Related, Spiritual Development N.E.C.

Share with others information about this Nonprofit - like the web site, e-mail address, how to donate or any corrections to the data shown.

[Post a Message](#)

Messages

[How Can We Improve this Lookup?](#) | [Send to a Friend](#) | [Lookups Forum](#) | [Terms of Use](#)

Contact Information for Farms as USDA farm subsidy recipients
Subject: Little Rock Farms Inc, Valier, MT 59486
(note: name not confirmed as a Hutterite colony)

> Contact Information

1) IRS data (12/7/2009)

Address:

Little Rock Farms Inc
302 Pondera Colony Rd
Valier, MT 59486-0000

2) IRS data (8/4/2012)

Address:

Little Rock Farms Inc
300 Pondera Colony Rd
Valier, MT 59486-5444

Address verification results from [www.melissadata.com]:

1) For (1) IRS data:

Address not verified. The house or building number '302' is not valid.

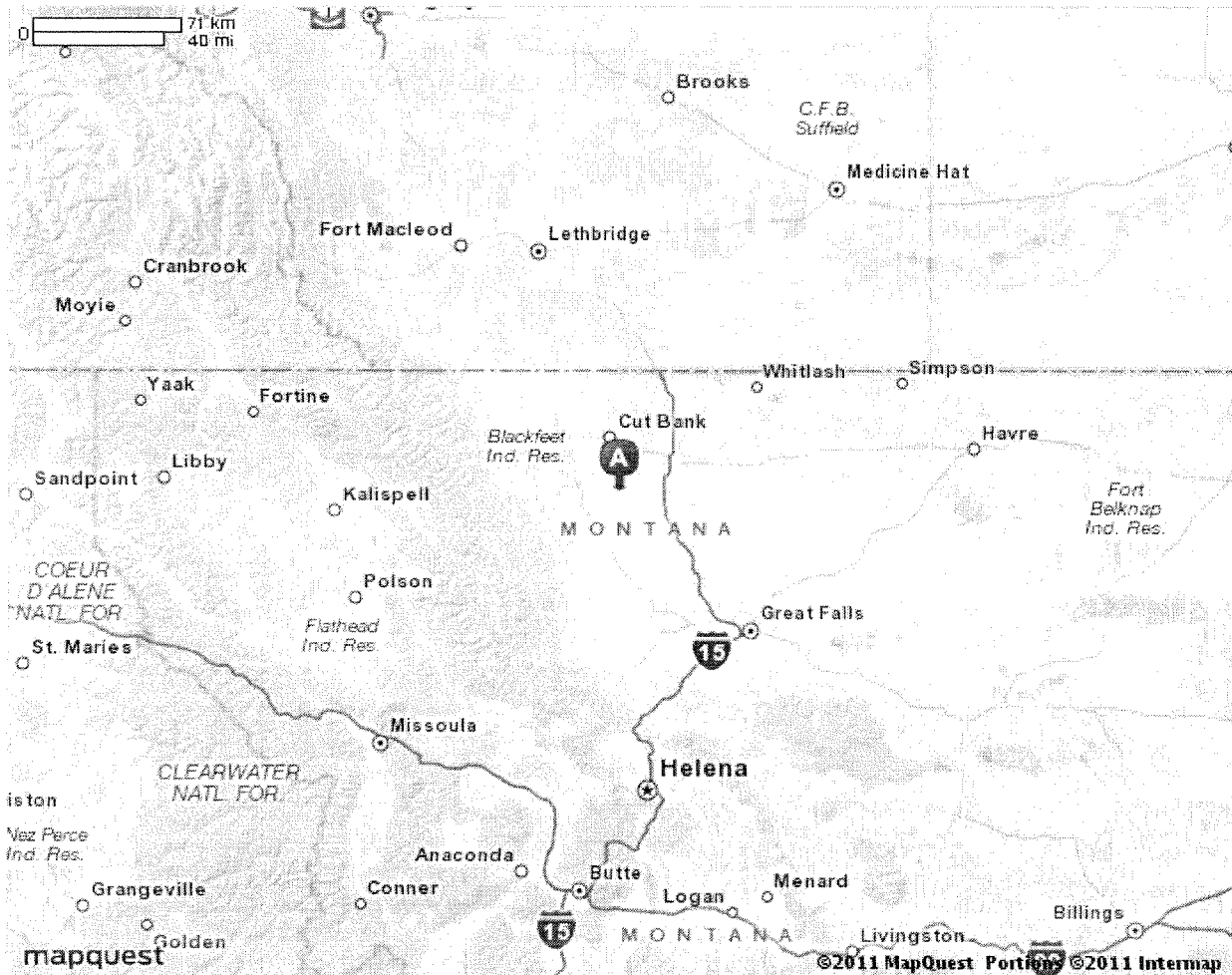
2) For (2) IRS data: address verified



MAPQUEST

Notes

Map of Valier, MT



[All rights reserved. Use subject to License/Copyright](#) | [Map Legend](#)

Directions and maps are informational only. We make no warranties on the accuracy of their content, road conditions or route usability or expeditiousness. You assume all risk of use. MapQuest and its suppliers shall not be liable to you for any loss or delay resulting from your use of MapQuest. Your use of MapQuest means you agree to our [Terms of Use](#)

List of Evidence for Farms as USDA farm subsidy recipients
(note: farm may be a Hutterite colony)
Subject: Locomotive Butte Farm Inc, Ryegate, MT 59074
Location by State: Montana
Form and Version of Evidence: Original Evidence (Long Form)
Timeframe of Evidence as Webpages: 2009-2012
Topic: Original Evidence (Long Form) includes Findings and Conclusion
(page 1)

Section LF. List of Evidence (original evidence, long form)

- 1) EWG dataset (7/23/2011) for data 1995-2010 from [<http://farm.ewg.org/>]
 - a) 'Search Result' webpage
URL: [<http://farm.ewg.org/addrsearch.php?s=yup&stab=US&zip=&last=&first=&stab=AL&fulln...>]
 - b) 'Farm Location(s)' webpage
URL: [<http://farm.ewg.org/persondetail.php?custnumber=A11294006&summlevel=address>]
 - c) 'Summary' webpage(s)
URL: [<http://farm.ewg.org/persondetail.php?custnumber=A11294006>]
 - d) 'Programs' webpage(s)
URL: [<http://farm.ewg.org/persondetail.php?custnumber=A11294006&summlevel=detail>]
 - e) 'Ownership Interest(s)' webpage(s)
URL: [<http://farm.ewg.org/persondetail.php?custnumber=A11294006&summlevel=whois>]
URL: [<http://farm.ewg.org/persondetail.php?custnumber=B00112806>]
URL: [<http://farm.ewg.org/persondetail.php?custnumber=A11294006&summlevel=whois&dbtou...>]
Data:
 - 1) Hutterite surnames found with USDA ownership shares data (2006):
[Kleinsasser, Wipf]
(note: for verification of Hutterite surnames refer to the webpage 'Surnames of Founding Families' at [<http://www.feefhs.org/links/hutterites/surnames.html>])
- 2) IRS Exempt Organization (EO) data webpage(s) from [www.irs.gov]
EO File URL: [<http://www.irs.gov/taxstats/charitablestats/article/0,,id=97186,00.html>]
EO File Date: (12/7/2009 is date EO file was downloaded from IRS website to CD)
EO File Date: (8/4/2012 is date EO file page was printed from the IRS website)
Note: EO file webpages include different address data for Locomotive Butte Farm Inc
- 3) Melissa Data webpage(s) (11/9/2009) and (7/23/2011) from [www.melissadata.com]
URL (11/9/2009): [<http://www.melissadata.com/lookups/np.asp?ein=810532120>]
URL (7/23/2011): [<http://www.melissadata.com/lookups/np.asp?ein=810532120>]
Note: IRS EO webpages are arranged in data sequence with the Melissa Data webpages
- 4) Manta data webpage(s) from [www.manta.com]
URL: (evidence not included)

List of Evidence for Farms as USDA farm subsidy recipients

(note: farm may be a Hutterite colony)

Subject: Locomotive Butte Farm Inc, Ryegate, MT 59074

Location by State: Montana

Form and Version of Evidence: Original Evidence (Long Form)

Timeframe of Evidence as Webpages: 2009-2012

Topic: Original Evidence (Long Form) includes Findings and Conclusion
(page 2)

5) Hutterite Directory webpage(s)

From [www.cedrontech.com], or link from [www.hutterites.org]

URL: (evidence not included)

6) Contact Information page(s)

7) MapQuest webpage(s) (7/23/2011) from [www.mapquest.com]

List of Evidence for Farms as USDA farm subsidy recipients

(note: farm may be a Hutterite colony)

Subject: Locomotive Butte Farm Inc, Ryegate, MT 59074

Location by State: Montana

Topic: Findings, for Section LF

(page 1)

Findings (for Section LF):

1:

Locomotive Butte Farm Inc cannot be confirmed as a Hutterite colony and member of the Hutterian Brethren Church due to a lack of evidence. Hutterite surnames are found at Locomotive Butte Farm Inc.

Data for Locomotive Butte Farm Inc for ID as a Hutterite colony:

1) Name: Locomotive Butte Farm Inc, Ryegate, MT 59074

2) Hutterite surnames found with USDA ownership shares data (2006): Kleinsasser, Wipf (note: for verification of Hutterite surnames refer to the webpage 'Surnames of Founding Families' at [<http://www.feehhs.org/links/hutterites/surnames.html>])

3) IRS EO/BMF data:

a) Name:

[Locomotive Butte Farm Inc, Ryegate, MT 59074-0000] (12/7/2009)

[Locomotive Butte Farm Inc, Ryegate, MT 59074-9704] (8/4/2012)

b) IRC Section:

1) IRM Table: 501(d) Apostolic and religious organization

2) SOI Table: 501(d) Apostolic and Religious Org.

2(a):

IRS EO/BMF data found and the organization name and location are the same as the USDA business name and location.

USDA Business Name and Location:

[Locomotive Butte Farm Inc, Ryegate, MT 59074]

IRS Organization Name and Location:

[Locomotive Butte Farm Inc, Ryegate, MT 59074-0000] (12/7/2009)

[Locomotive Butte Farm Inc, Ryegate, MT 59074-9704] (8/4/2012)

The IRC section is '501(d) Apostolic and religious organization' and the ruling date is 05/2009.

Locomotive Butte Farm Inc, Ryegate, MT 59074, is confirmed as a tax-exempt nonprofit religious organization during the timeframe 1995-2010 when the organization received USDA farm subsidies.

2(b):

'Summary' data shows that the farm subsidy payment data for the calculation of the USDA farm subsidy total for 1995-2010 applies to 2000-2010.

List of Evidence for Farms as USDA farm subsidy recipients

(note: farm may be a Hutterite colony)

Subject: Locomotive Butte Farm Inc, Ryegate, MT 59074

Location by State: Montana

Topic: Findings, for Section LF

(page 2)

3:

Comparison of IRS EO/BMF data with Melissa Data data:

[Data Date: (IRS 12/7/2009, 8/4/2012), (Melissa Data 11/9/2009, 7/23/2011)]

[Data: EIN, Organization Name, Location by State, IRC Section, Ruling Date]

[810532120, Locomotive Butte Farm Inc, MT, 501(d), 05/2009 = IRS (12/7/2009)]

[810532120, Locomotive Butte Farm Inc, MT, 501(d), 05/2009 = IRS (8/4/2012)]

[810532120, Locomotive Butte Farm Inc, MT, 501(d), 05-2009 = Melissa Data (11/9/2009)]

[810532120, Locomotive Butte Farm Inc, MT, 501(d), 05-2009 = Melissa Data (7/23/2011)]

Comparison of data demonstrates all data is the same basic data.

Note:

The datasets show a different address for Locomotive Butte Farm Inc but the EIN is the same for all of the datasets so the data is for the same organization.

4:

IRS EO/BMF data indicates the organization is not required to file Form 990. Data from Melissa Data for the same organization indicates the organization is not required to file Form 990. The organization is classified as IRC section 501(d) and files Form 1065 so the data for Form 990 is correct.

List of Evidence for Farms as USDA farm subsidy recipients

(note: farm may be a Hutterite colony)

Subject: Locomotive Butte Farm Inc, Ryegate, MT 59074

Location by State: Montana

Topic: Findings, for Section LF

(page 3)

5:

Dataset for timeframe 1995-2010:

Identity of USDA farm subsidy recipient:

[Locomotive Butte Farm Inc, Ryegate, MT 59074]

USDA farm subsidy total:

1) Subsidy Total 1995-2010: \$824,604.39 (note: exact calculation)

2) Subsidy Payments 1995-2010 Total: \$824,604 (note: rounded off calculation)

3) 'Summary' data shows that the farm subsidy payment data for the calculation of the USDA farm subsidy total for 1995-2010 applies to 2000-2010. So, a calculation for financial compensation will need to consider the ruling date 05/2009.

4) 'Summary' data for Total USDA Subsidies 2010: \$138,467

IRS EO/BMF data (12/7/2009, 8/4/2012):

1) Name:

[Locomotive Butte Farm Inc, 340 Hwy 300, Ryegate, MT 59074-0000] (12/7/2009)

[Locomotive Butte Farm Inc, 100 Colony Ln, Ryegate, MT 59074-9704] (8/4/2012)

2) Employer Identification Number (EIN): 810532120

3) IRC Section: 501(d) Apostolic and religious organization

4) Ruling Date: 05/2009

Melissa Data (11/9/2009, 7/23/2011):

1) Name:

[Locomotive Butte Farm Inc, 340 Hwy 300, Ryegate, MT 59074-0000] (11/9/2009)

[Locomotive Butte Farm Inc, 100 Colony Ln, Ryegate, MT 59074-9704] (7/23/2011)

2) Tax I.D. Number: 810532120

3) IRS Subsection: 501(d) - A religious and apostolic association.

4) Exempt Since: 05-2009

Operating As: Farm as a tax-exempt nonprofit religious organization

List of Evidence for Farms as USDA farm subsidy recipients

(note: farm may be a Hutterite colony)

Subject: Locomotive Butte Farm Inc, Ryegate, MT 59074

(note: name not confirmed as a Hutterite colony)

Location by State: Montana

Status: Confirmed as EO (Exempt Organization)

Topic: Conclusion, for Section LF

(page 1)

Conclusion (for Section LF):

1(a):

Locomotive Butte Farm Inc, Ryegate, MT 59074, is confirmed as a tax-exempt nonprofit religious organization during the timeframe 1995-2010 when the organization received USDA farm subsidies. The organization's IRC section is '501(d) Apostolic and religious organization' and the ruling date is 05/2009.

1(b):

'Summary' data shows that the farm subsidy payment data for the calculation of the USDA farm subsidy total for 1995-2010 applies to 2000-2010.

List of Evidence for Farms as USDA farm subsidy recipients

(note: farm may be a Hutterite colony)

Subject: Locomotive Butte Farm Inc, Ryegate, MT 59074

(note: name not confirmed as a Hutterite colony)

Location by State: Montana

Status: Confirmed as EO (Exempt Organization)

Topic: Conclusion, for Section LF

(page 2)

2:

Dataset for timeframe 1995-2010:

Identity of USDA farm subsidy recipient:

[Locomotive Butte Farm Inc, Ryegate, MT 59074]

USDA farm subsidy total:

- 1) Subsidy Total 1995-2010: \$824,604.39 (note: exact calculation)
- 2) Subsidy Payments 1995-2010 Total: \$824,604 (note: rounded off calculation)
- 3) 'Summary' data shows that the farm subsidy payment data for the calculation of the USDA farm subsidy total for 1995-2010 applies to 2000-2010. So, a calculation for financial compensation will need to consider the ruling date 05/2009.
- 4) 'Summary' data for Total USDA Subsidies 2010: \$138,467

IRS EO/BMF data (12/7/2009, 8/4/2012):

1) Name:

[Locomotive Butte Farm Inc, 340 Hwy 300, Ryegate, MT 59074-0000] (12/7/2009)

[Locomotive Butte Farm Inc, 100 Colony Ln, Ryegate, MT 59074-9704] (8/4/2012)

2) Employer Identification Number (EIN): 810532120

3) IRC Section: 501(d) Apostolic and religious organization

4) Ruling Date: 05/2009

Melissa Data (11/9/2009, 7/23/2011):

1) Name:

[Locomotive Butte Farm Inc, 340 Hwy 300, Ryegate, MT 59074-0000] (11/9/2009)

[Locomotive Butte Farm Inc, 100 Colony Ln, Ryegate, MT 59074-9704] (7/23/2011)

2) Tax I.D. Number: 810532120

3) IRS Subsection: 501(d) - A religious and apostolic association.

4) Exempt Since: 05-2009

Operating As: Farm as a tax-exempt nonprofit religious organization

List of Evidence for Farms as USDA farm subsidy recipients

(note: farm may be a Hutterite colony)

Subject: Locomotive Butte Farm Inc, Ryegate, MT 59074

(note: name not confirmed as a Hutterite colony)

Location by State: Montana

Status: Confirmed as EO (Exempt Organization)

Topic: Conclusion, for Section LF

(page 3)

3:

Identification data:

Name: Locomotive Butte Farm Inc, Ryegate, MT 59074

IRS EO/BMF data:

[Locomotive Butte Farm Inc, 340 Hwy 300, Ryegate, MT 59074-0000] (12/7/2009)

[Locomotive Butte Farm Inc, 100 Colony Ln, Ryegate, MT 59074-9704] (8/4/2012)

4:

Recommendation:

> Step 1

Determine if organization is a Hutterite colony.

Name: Locomotive Butte Farm Inc, Ryegate, MT 59074

Hutterite surnames found with USDA ownership shares data (2006): Kleinsasser, Wipf

IRS EO/BMF data:

[Name: Locomotive Butte Farm Inc, 340 Hwy 300, Ryegate, MT 59074-0000] (12/7/2009)

[Name: Locomotive Butte Farm Inc, 100 Colony Ln, Ryegate, MT 59074-9704] (8/4/2012)

[IRC Section: 501(d) Apostolic and religious organization]



EWG Farm Subsidy Database

Corporate Subsidy Recipients 1 to 1 of 1 in Montana

Business Name: **LOCOMOTIVE BUTTE**

Rank	Name	Location	Subsidy Total 1995-2010
1	<u>Locomotive Butte Farm Inc</u>	Ryegate, MT 59074	\$ 824,604.39

Note: The information on conservation spending for 2010 is incomplete due to missing data from USDA's Natural Resource Conservation Service. Payment data currently are not included for the Environmental Quality Incentives Program, but will be added once NRCS makes it available.

The information provided for the Wetland Reserve Program (WRP) provides an inaccurate picture of how WRP payments are distributed. USDA's Natural Resource Conservation Service uses title companies as intermediaries to finalize wetlands easements under the Wetlands Reserve Program. As a result, the data provided to us shows large sums of money going to these title companies. In reality, the payments are ultimately distributed to landowners participating in the WRP.

Unfortunately, NRCS has not provided the data to show where these farms and wetlands are located or which farmers or landowners are enrolling in the program, so EWG is unable to allocate these large sums of money to individuals beyond the title companies. Therefore, these companies skew the conservation rankings and payment concentration, which EWG cannot avoid unless and until NRCS makes available the additional farm attribution data. Therefore, we have not included WRP payments in the 2010 data update.

Finally, we have separated data on farm commodity, disaster and conservation payments in order to provide a more accurate picture of top recipients and concentration of payments among the three main categories of USDA programs.



USDA subsidy information for Locomotive Butte Farm Inc

Addresses on file with USDA for Locomotive Butte Farm Inc

USDA county office from which subsidies were paid:	Subsidy Payments 1995-2010	Most recent address on file in USDA county office
Golden Valley County, Montana	\$824,604	Locomotive Butte Farm Inc Ryegate, MT 59074
Total	\$824,604	

Note: The information on conservation spending for 2010 is incomplete due to missing data from USDA's Natural Resource Conservation Service. Payment data currently are not included for the Environmental Quality Incentives Program, but will be added once NRCS makes it available.

The information provided for the Wetland Reserve Program (WRP) provides an inaccurate picture of how WRP payments are distributed. USDA's Natural Resource Conservation Service uses title companies as intermediaries to finalize wetlands easements under the Wetlands Reserve Program. As a result, the data provided to us shows large sums of money going to these title companies. In reality, the payments are ultimately distributed to landowners participating in the WRP.

Unfortunately, NRCS has not provided the data to show where these farms and wetlands are located or which farmers or landowners are enrolling in the program, so EWG is unable to allocate these large sums of money to individuals beyond the title companies. Therefore, these companies skew the conservation rankings and payment concentration, which EWG cannot avoid unless and until NRCS makes available the additional farm attribution data. Therefore, we have not included WRP payments in the 2010 data update.

Finally, we have separated data on farm commodity, disaster and conservation payments in order to provide a more accurate picture of top recipients and concentration of payments among the three main categories of USDA programs.

Locomotive Butte Farm Inc received payments totaling \$824,604 from 1995 through 2010

Year	Conservation Subsidies	Disaster Subsidies	Commodity Subsidies	Total USDA Subsidies 1995-2010
1995	\$0	\$0	\$0	\$0
1996	\$0	\$0	\$0	\$0
1997	\$0	\$0	\$0	\$0
1998	\$0	\$0	\$0	\$0
1999	\$0	\$0	\$0	\$0
2000	\$0	\$0	\$135,876	\$135,876
2001	\$0	\$30,182	\$44,642	\$74,824
2002	\$0	\$0	\$34,176	\$34,176
2003	\$0	\$68,670	\$45,989	\$114,659
2004	\$0	\$0	\$60,808	\$60,808
2005	\$0	\$17,589	\$58,163	\$75,752
2006	\$0	\$0	\$60,915	\$60,915
2007	\$0	\$7,833	\$30,609	\$38,442
2008	\$0	\$12,976	\$39,243	\$52,219
2009	\$0	\$0	\$38,467	\$38,467
2010	\$0	\$100,000	\$38,467	\$138,467
Total	\$0	\$237,250	\$587,354	\$824,604

Crop Summary for Locomotive Butte Farm Inc

Crop	Payments 1995-2010
Wheat Subsidies**	\$287,656
Barley Subsidies**	\$210,161
Corn Subsidies**	\$12,238
Oat Subsidies**	\$342

Note: The information on conservation spending for 2010 is incomplete due to missing data from USDA's Natural Resource Conservation Service. Payment data currently are not included for the Environmental Quality Incentives Program, but will be added once NRCS makes it available.

The information provided for the Wetland Reserve Program (WRP) provides an inaccurate picture of how WRP payments are distributed. USDA's Natural Resource Conservation Service uses title companies as intermediaries to finalize wetlands easements under the Wetlands Reserve Program. As a result, the data provided to us shows large sums of money going to these title companies. In reality, the payments are ultimately distributed to landowners participating in the WRP.

USDA subsidy information for **Locomotive Butte Farm Inc****Payment Breakdown**

Subsidy Program	Total Payments 1995-2010
Total USDA - Subsidies	\$824,604
<i>Subtotal, Farming Subsidies</i>	\$587,354
<i>Subtotal, Disaster Payments</i>	\$237,250

Commodity subsidy breakdown

Subsidy Program	Total Payments 1995-2010
Subtotal, Farming Subsidies	\$587,354
<i>Total Direct Payments</i>	\$317,459
Direct Program Payments - 2008 Farm Bill	\$76,934
Direct Payment - Barley	\$90,109
Direct Payment - Corn	\$5,382
Direct Payment - Oats	\$182
Direct Payment - Wheat	\$144,852
<i>Total Counter Cyclical Payments</i>	\$19,067
Counter Cyclical Payment - Barley	\$17,071
Counter Cyclical Payment - Corn	\$1,996
Counter Cyclical Payment - Oats	\$0
Counter Cyclical Payment - Wheat	\$0
<i>Production Flexibility Contracts</i>	\$109,213
Production Flexibility - Barley	\$36,989
Production Flexibility - Corn	\$2,737
Production Flexibility - Oats	\$91
Production Flexibility - Wheat	\$69,396
<i>Mkt. Loss Asst. - Commodity Crops</i>	\$79,631
Market Loss Assistance - Barley	\$23,809
Market Loss Assistance - Corn	\$2,123
Market Loss Assistance - Oats	\$69
Market Loss Assistance - Wheat	\$53,630
<i>Loan Deficiency Payments</i>	\$61,961
Loan Deficiency - Barley	\$42,183
Loan Deficiency - Wheat	\$19,778

<i>Misc. Farm - Subsidies</i>	\$23
Interest Penalty Payments	\$23

Disaster subsidy breakdown

Subsidy Program	Total Payments 1995-2010
Subtotal, Disaster Payments	\$237,250
<i>Supplemental Revenue Assistance Payments Program</i>	\$100,000
SURE - Program Payments	\$81,532
SURE - 2010 Recovery Act Payments for Crop Year 2008	\$18,468
<i>Misc. Disaster Payments</i>	\$137,250
Crop Disaster - Program	\$137,250

Note: The information on conservation spending for 2010 is incomplete due to missing data from USDA's Natural Resource Conservation Service. Payment data currently are not included for the Environmental Quality Incentives Program, but will be added once NRCS makes it available.

The information provided for the Wetland Reserve Program (WRP) provides an inaccurate picture of how WRP payments are distributed. USDA's Natural Resource Conservation Service uses title companies as intermediaries to finalize wetlands easements under the Wetlands Reserve Program. As a result, the data provided to us shows large sums of money going to these title companies. In reality, the payments are ultimately distributed to landowners participating in the WRP.

Unfortunately, NRCS has not provided the data to show where these farms and wetlands are located or which farmers or landowners are enrolling in the program, so EWG is unable to allocate these large sums of money to individuals beyond the title companies. Therefore, these companies skew the conservation rankings and payment concentration, which EWG cannot avoid unless and until NRCS makes available the additional farm attribution data. Therefore, we have not included WRP payments in the 2010 data update.

Finally, we have separated data on farm commodity, disaster and conservation payments in order to provide a more accurate picture of top recipients and concentration of payments among the three main categories of USDA programs.

USDA subsidy information for **Locomotive Butte Farm Inc****Ownership shares for Locomotive Butte Farm Inc**

Pick year for ownership information

USDA county office/Ownership:	Percentage Share*
Locomotive Butte Farm Inc ownership information from 2008 Golden Valley County, Montana	
<u>Members Of Locomotive Butte Farm</u>	100.00%

* According to USDA percentage shares for ownership may not reflect share of subsidy payments. EWG review shows that share information on file with USDA may not always equal 100 percent. Most recent percentage share information is from 2008. Future release of this information was barred by law in the 2008 Farm Bill.

Note: The information on conservation spending for 2010 is incomplete due to missing data from USDA's Natural Resource Conservation Service. Payment data currently are not included for the Environmental Quality Incentives Program, but will be added once NRCS makes it available.

The information provided for the Wetland Reserve Program (WRP) provides an inaccurate picture of how WRP payments are distributed. USDA's Natural Resource Conservation Service uses title companies as intermediaries to finalize wetlands easements under the Wetlands Reserve Program. As a result, the data provided to us shows large sums of money going to these title companies. In reality, the payments are ultimately distributed to landowners participating in the WRP.

Unfortunately, NRCS has not provided the data to show where these farms and wetlands are located or which farmers or landowners are enrolling in the program, so EWG is unable to allocate these large sums of money to individuals beyond the title companies. Therefore, these companies skew the conservation rankings and payment concentration, which EWG cannot avoid unless and until NRCS makes available the additional farm attribution data. Therefore, we have not included WRP payments in the 2010 data update.

Finally, we have separated data on farm commodity, disaster and conservation payments in order to provide a more accurate picture of top recipients and concentration of payments among the three main categories of USDA programs.



USDA subsidy information for **Members Of Locomotive Butte Farm**

Recipient's ownership share(s)

Recipient:	County	Percentage Share*
	Golden Valley County, Montana	100.0 %
<u>Locomotive Butte Farm Inc</u>	Golden Valley County, Montana	100.0 %
	Golden Valley County, Montana	100.0 %

* Most recent percentage share information is from 2008. According to USDA percentage shares for ownership may not reflect share of subsidy payments. EWG review shows that share information on file with USDA may not equal 100 percent.

Note: The information on conservation spending for 2010 is incomplete due to missing data from USDA's Natural Resource Conservation Service. Payment data currently are not included for the Environmental Quality Incentives Program, but will be added once NRCS makes it available.

The information provided for the Wetland Reserve Program (WRP) provides an inaccurate picture of how WRP payments are distributed. USDA's Natural Resource Conservation Service uses title companies as intermediaries to finalize wetlands easements under the Wetlands Reserve Program. As a result, the data provided to us shows large sums of money going to these title companies. In reality, the payments are ultimately distributed to landowners participating in the WRP.

Unfortunately, NRCS has not provided the data to show where these farms and wetlands are located or which farmers or landowners are enrolling in the program, so EWG is unable to allocate these large sums of money to individuals beyond the title companies. Therefore, these companies skew the conservation rankings and payment concentration, which EWG cannot avoid unless and until NRCS makes available the additional farm attribution data. Therefore, we have not included WRP payments in the 2010 data update.

Finally, we have separated data on farm commodity, disaster and conservation payments in order to provide a more accurate picture of top recipients and concentration of payments among the three main categories of USDA programs.



USDA subsidy information for Locomotive Butte Farm Inc

Ownership shares for Locomotive Butte Farm Inc

Pick year for ownership information

USDA county office/Ownership:	Percentage Share*
Locomotive Butte Farm Inc ownership information from 2006 Golden Valley County, Montana	
Jacob Kleinsasser	5.55%
Mary Kleinsasser	5.55%
Jacob J Wipf	5.65%
Rueben J Kleinsasser	5.55%
Dora A Kleinsasser	5.55%
Emma P. Wipf	5.55%
Henry P Wipf	5.55%
Martha P Wipf	5.55%
Randy H Wipf	5.55%
Justin H Wipf	5.55%
Sandra H Wipf	5.55%
Arnie H Wipf	5.55%
Ann Marie H Wipf	5.55%
Brendon J Wipf	5.55%
Janet J Wipf	5.55%
Jordan J Wipf	5.55%
Henry H Wipf	5.55%
Mark J Wipf	5.55%

* According to USDA percentage shares for ownership may not reflect share of subsidy payments. EWG review shows that share information on file with USDA may not always equal 100 percent. Most recent percentage share information is from 2008. Future release of this information was barred by law in the 2008 Farm Bill.

Note: The information on conservation spending for 2010 is incomplete due to missing data from USDA's Natural Resource Conservation Service. Payment data currently are not included for the Environmental Quality Incentives Program, but will be added once NRCS makes it available.

The information provided for the Wetland Reserve Program (WRP) provides an inaccurate picture of how WRP payments are distributed. USDA's Natural Resource Conservation Service uses title companies as intermediaries to finalize wetlands easements under the Wetlands Reserve Program. As a result, the data provided to us shows large

[illegible]

MT59074-000000004031	20090520000000000101000000	00000	12
X99			
421557433LODGE POLE DISTRICT COMMUNITY DEVELOPMENT CORPORATION			
% SIGNA A BELL	PO BOX 529		HAYS
MT59527-0529000000331	200307115000000000010100000020071200020		
120000000000000000000000000000 S20			
810410184LODGE POLE INDIAN ASSEMBLY OF GOD			
HC 63 BOX 5255	DODSON	MT59524-960316780397	
1964081100000000000101000000	00060 03		
816020462LOLO COCOMMUNITY CHURCH			
% BONNIE VIEGUT	PO BOX 1323		LOLO
MT59847-1323000000337	1969111100010000000101000000	00060	12
810416133LOLO COMMUNITY CLUB			
PO BOX 462	LOLO	MT59847-0462000000331	
2006111150000000000101000000	00020 12		
S80			
816035435LOLO FEDERATED WOMANS CLUB			
LOCAL	LOLO	MT59847-0000000000433	
197507200119379408532000000	95020 06		
810538566LOLO LOGGER BOOSTER CLUB			
% DAVID S HANSEN	11395 HWY 93 S		LOLO
MT59847-0000000000331	2001101170000000000132000000	01020	12
B94			
810393285LOLO PRESCHOOL AND CHILDCARE			
11150 NAPTON WAY	LOLO	MT59847-9724000000332	
198308111032059000010100000020081214010	12000000000055400000000168776		
00000000168776 P33Z			
421664057LOLO WATERSHED GROUP			
% JOHN ZELAZNY	PO BOX 1354		LOLO
MT59847-1354000000331	2006031150000000000101200912	00020	12
C32			
371453605LONE TREE BENCH COMMUNITY BUILDING FUND			
% GAYLA OEHMCKE	341 KLOCK RD		CASVADE
MT59421-8013000000431	20050420000000000000501000000	00020	12
S80			
810518821LONE TREE SENIOR LIVING			
% SIDNEY HEALTH CENTER	216 14TH AVE SW		SIDNEY
MT59270-3519000000331	199807116995153000101000000020080666010		
060000000219770500000001135063 0000001135063 E91			
810539969LONGFELLOW PARENT ASSOCIATION			
% LONGFELLOW SCHOOL	516 S TRACY AVE		BOZEMAN
MT59715-5278000000331	200108116000000000010100000020050622020		
060000000001224300000000022533 0000000020856 B11			
810420318LORDS CHURCH A CORPORATION			
930 S CATLIN ST	MISSOULA	MT59801-3310000000337	
198512110001007000101000000	00060 12		
810402592LORDS MISSION INC			
PO BOX 1911	WHITEFISH	MT59937-1911000000331	
1983061110290000000132000000	98020 12		
133374261LORE KANN FOUNDATION INC			
% SAMUEL COHEN & COMPANY	177 OLD CLYDE PARK RD		
LIVINGSTON	MT59047-9226000000331		
198611104602000000010100000020081254001	120000000094124700000000373223		
810512681LOST AND FOUNDATION LIMITED			
% JOHN C MOORE	517 KNIGHT ST		HELENA
MT59601-2638000000331	199703115995560561101000000020071233010		
120000000002640600000000081141 0000000077814 T99			

[Sign In](#) | [Cart](#) | [Newsletters](#)

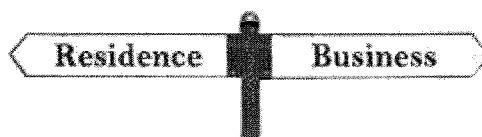
1-800-MELISSA

[Products](#)[Solutions](#)[Downloads & Trials](#)[Support](#)[Resources](#)

|

Residence or Business?

Select the best parcel carrier for each delivery type to save money

[Learn more](#)

Nonprofit Organization Lookup

Enter a 5-digit ZIP Code, organization name or 9-digit Tax ID

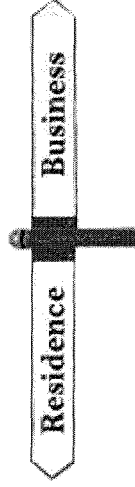
LOCOMOTIVE BUTTE FARM INC	
In Care of Name	WILLIAM J HOFER
Address	340 HWY 300 RYEGATE, MT 59074-0000 MapG MapY MapV
IRS Subsection	501(d) - A religious and apostolic association.
Type of Organization	Corporation
Deductibility	Contributions are NOT deductible
Tax I.D. Number	810532120
Exempt Since	05-2009
Form 990 Requirement	Not required to file 990
Classification	Religion Related, Spiritual Development N.E.C.
Share with others information about this Nonprofit - like the web site, e-mail address, how to donate or any corrections to the data shown.	
<input type="button" value="Post a Message"/>	

Messages

[How Can We Improve this Lookup?](#) | [Email to a Friend](#) | [Lookups Forum](#) | [Terms of Use](#)

Residence or Business?

Select the best parcel carrier for each delivery type to save money



[Learn more](#)

Nonprofit Organization Lookup

[Help](#)

[Index](#)

Enter a 5-digit ZIP Code, organization name or 9-digit Tax ID

LOCOMOTIVE BUTTE FARM INC	
In Care of Name	WILLIAM J HOFER
Address	340 HWY 300 RYEGATE, MT 59074-0000 MapG MapY MapV
IRS Subsection	501(d) - A religious and apostolic association.
Type of Organization	Corporation
Deductibility	Contributions are NOT deductible
Tax I.D. Number	810532120
Exempt Since	05-2009
Form 990 Requirement	Not required to file 990
Classification	Religion Related, Spiritual Development N.E.C.
Share with others information about this Nonprofit - like the web site, e-mail address, how to donate or any corrections to the data shown.	
<input type="button" value="Post a Message"/>	

Messages

[How Can We Improve this Lookup?](#) | [Email to a Friend](#) | [Lookups Forum](#) | [Terms of Use](#)

201108115000000000010100000020111200020	1200000000000000000000000000000000000000		
0000000000000000 N66			
237131688LLOYD D SWEET EDUCATIONAL FOUNDATION			
PO BOX 638	CHINOOK	MT59523-0638000000332	
197110104059040000010100000020111265001	120000000250576600000000762531		
810528206LOAVES & FISHES OF LIVINGSTON			
% MARIETTA A CLAAR	301 S MAIN STREET		
LIVINGSTON	MT59047-3458000000331		
200002115000000000010100000020111200020	1200000000000000000000000000000000		
0000000000000000 K34			
810469027LOCAL UNION 44 BUILDING CORPORATION			
% CHUCK DIXON	PO BOX 3467		BUTTE
MT59702-3467000000231	200409200000000000010100000020111200020		
1200000000000000000000000000000000000000	0000000000000000 S47		
810378422LOCAL UNION 532 BUILDING CORPORATIO			
PO BOX 80005	BILLINGS	MT59108-0005000000231	
19780920091200000010100000020111243010	12000000027761000000000037594		
00000000037594			
810532120LOCOMOTIVE BUTTE FARM INC			
% WILLIAM J HOFER	100 COLONY LN		RYEGATE
MT59074-970400004031	2009052000000000000101000000	00000	12
X99			
810410184LODGE POLE INDIAN ASSEMBLY OF GOD			
8841 LODGE POLE RD	DODSON	MT59524-964016780397	
1964081100000000000101000000	00060 03		
810456760LOG JAM INC			
PO BOX 3193	KALISPELL	MT59903-3193000000533	
1986060000000000000050100000020091243010	120000000027797100000000060684		
00000000022897 Y20Z			
276047375LOIS K HUTTEN CHARITABLE REMAINDER UNITRUST			
PO BOX 45	KILA	MT59920-004500009001	
0000000000928000000001200000020111201000	120000000368644600000000000000		
JEFFREY K HUTTEN TTEE			
816020462LOLO COCOMMUNITY CHURCH			
% DEACON-TREASURER	PO BOX 1323		LOLO
MT59847-1323000000337	196911110001000000101000000	00060	12
810538566LOLO LOGGER BOOSTER CLUB			
% DAVID S HANSEN	11395 HWY 93 S		LOLO
MT59847-0000000000331	200110117000000000010100000020101222020		
120000000001780100000000016915	00000000009105 B94		
810393285LOLO PRESCHOOL AND CHILDCARE			
11150 NAPTON WAY	LOLO	MT59847-9724000000332	
198308111032059000010100000020101214010	120000000000305200000000167224		
00000000167224 P33Z			
421664057LOLO WATERSHED GROUP			
% KRISTA CRETE	PO BOX 1354		LOLO
MT59847-1354000000331	200603115000000000010120091220111200020		
1200000000000000000000000000000000000000	0000000000000000 C32		
810518821LONE TREE SENIOR LIVING			
% SIDNEY HEALTH CENTER	216 14TH AVE SW		SIDNEY
MT59270-3519000000331	19980711699515300010100000020110666010		
060000000174118900000001053233	00000001053233 E91		
2725031111LONG RACE FOUNDATION			
% MATTHEW REAGAN	132 SWING ARM DR		
ANACONDA	MT59711-9688000000331		
201008115000000000010100000020111200020	1200000000000000000000000000000000		
0000000000000000 E86			

MELISSA DATA[Sign In](#) | [Cart](#) | [Newsletters](#) | [Search](#)

1-800-MELISSA

[Products](#)[Solutions](#)[Downloads & Trials](#)[Support](#)[Resources](#)[Lookups](#)[Contact Us](#)[Free Lookups](#)[Home](#) > [Lookups](#) > Nonprofit Organization Lookup[Help](#)

Need a toll-free 800 number?
You can pick your number/s from our list!

[Get a Number](#)

Enter a 5-digit ZIP Code,
organization name or 9-digit Tax ID

Use this Lookup to:

- Find information on over 1.4 million registered nonprofit organizations in the United States
- Get organization name, assets, income, and IRS subsection
- Select organization for contact name and address, type of foundation and organization
- Get deductibility status, classification, Form 990, and more

LOCOMOTIVE BUTTE FARM INC

In Care of Name	WILLIAM J HOFER
Address	100 COLONY LN RYEGATE, MT 59074-9704 MapG MapY MapV
IRS Subsection	501(d) - A religious and apostolic association.
Type of Organization	Corporation
Deductibility	Contributions are NOT deductible
Tax I.D. Number	810532120
Exempt Since	05-2009
Form 990 Requirement	Not required to file 990
Classification	Religion Related, Spiritual Development N.E.C.

Share with others information about this Nonprofit - like the web site, e-mail address, how to donate or any corrections to the data shown.

[Post a Message](#)**Messages**[How Can We Improve this Lookup?](#) | [Send to a Friend](#) | [Lookups Forum](#) | [Terms of Use](#)

Contact Information for Farms as USDA farm subsidy recipients
Subject: Locomotive Butte Farm Inc, Ryegate, MT 59074
(note: name not confirmed as a Hutterite colony)

> Contact Information

1) IRS data (12/7/2009)

Address:

Locomotive Butte Farm Inc
340 Hwy 300
Ryegate, MT 59074-0000

2) IRS data (8/4/2012)

Address:

Locomotive Butte Farm Inc
100 Colony Ln
Ryegate, MT 59074-9704

Address verification results from [www.melissadata.com]:

1) For (1) IRS data:

Address not verified. The house or building number '340' is not valid.

2) For (2) IRS data:

Address verified for:

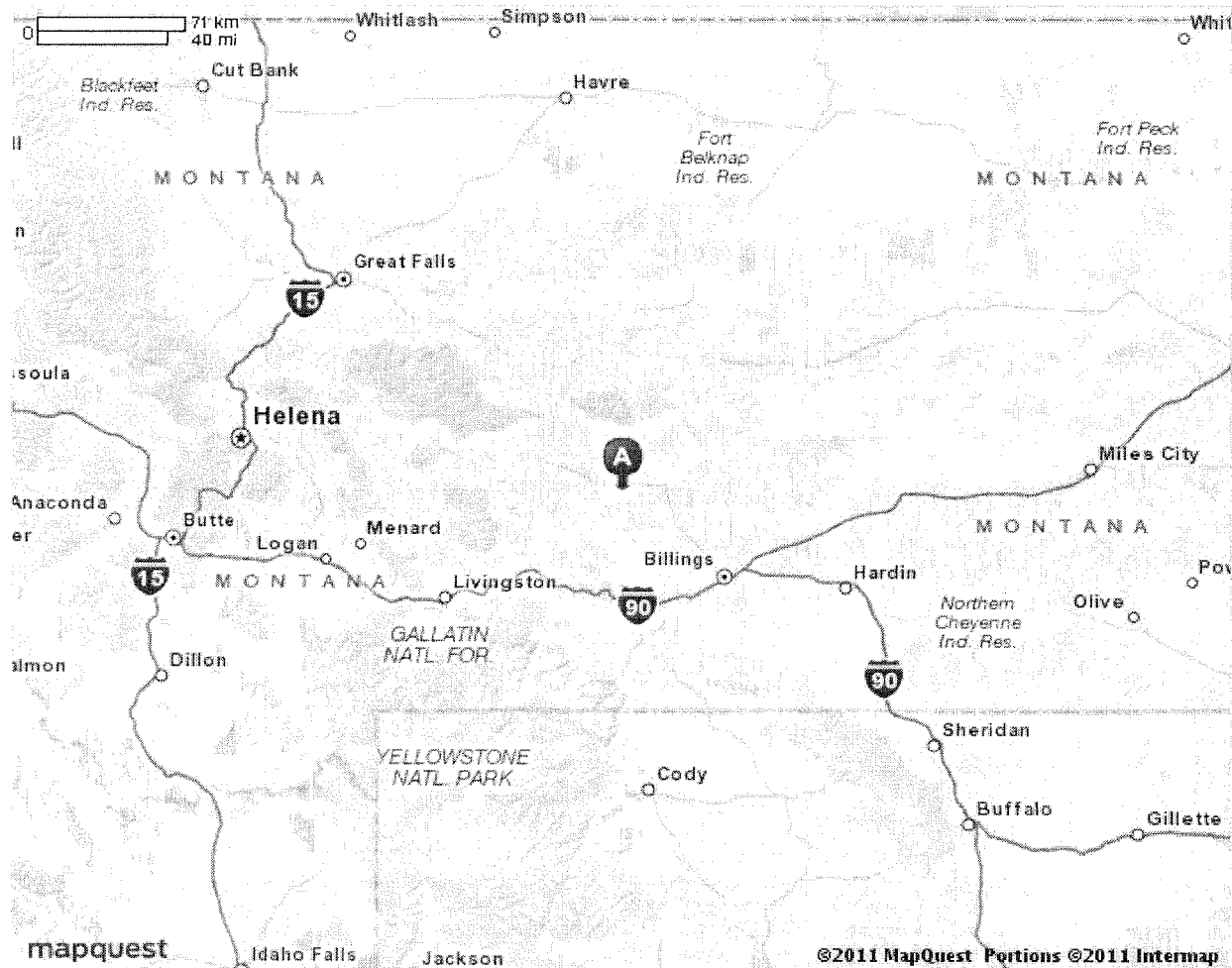
100 Golden Valley Colony Ln
Ryegate, MT 59074-9704



MAPQUEST.

Map of Ryegate, MT

Notes



All rights reserved. Use subject to [License/Copyright](#) | [Map Legend](#)

Directions and maps are informational only. We make no warranties on the accuracy of their content, road conditions or route usability or expeditiousness. You assume all risk of use. MapQuest and its suppliers shall not be liable to you for any loss or delay resulting from your use of MapQuest. Your use of MapQuest means you agree to our [Terms of Use](#)

List of Evidence for Farms as USDA farm subsidy recipients
(note: farm may be a Hutterite colony)
Subject: Mountain Breeze Farms Inc, Cut Bank, MT 59427
Location by State: Montana
Form and Version of Evidence: Original Evidence (Long Form)
Timeframe of Evidence as Webpages: 2009-2012
Topic: Original Evidence (Long Form) includes Findings and Conclusion

Section LF. List of Evidence (original evidence, long form)

- 1) EWG dataset (7/23/2011) for data 1995-2010 from [<http://farm.ewg.org/>]
 - a) 'Search Result' webpage
URL: [<http://farm.ewg.org/addrsearch.php?s=yup&stab=US&zip=&last=&first=&stab=AL&fulln...>]
 - b) 'Farm Location(s)' webpage
URL: [<http://farm.ewg.org/persondetail.php?custnumber=A12789291&summlevel=address>]
 - c) 'Summary' webpage(s)
URL: [<http://farm.ewg.org/persondetail.php?custnumber=A12789291>]
 - d) 'Programs' webpage(s)
URL: [<http://farm.ewg.org/persondetail.php?custnumber=A12789291&summlevel=detail>]
 - e) 'Ownership Interest(s)' webpage(s)
URL: [<http://farm.ewg.org/persondetail.php?custnumber=A12789291&summlevel=whois>]
Data:
 - 1) Hutterite surnames found with USDA ownership shares data (2010):
[Hofer, Waldner, Wurz]
(note: for verification of Hutterite surnames refer to the webpage 'Surnames of Founding Families' at [<http://www.feefhs.org/links/hutterites/surnames.html>])
- 2) IRS Exempt Organization (EO) data webpage(s) from [www.irs.gov]
EO File URL: [<http://www.irs.gov/taxstats/charitablestats/article/0,,id=97186,00.html>]
EO File Date: (12/7/2009 is date EO file was downloaded from IRS website to CD)
EO File Date: (8/4/2012 is date EO file page was printed from the IRS website)
Note: EO file webpages include different address data for Mountain Breeze Farms Inc
- 3) Melissa Data webpage(s) (11/9/2009) and (7/23/2011) from [www.melissadata.com]
URL (11/9/2009): [<http://www.melissadata.com/lookups/np.asp?ein=202297939>]
URL (7/23/2011): [<http://www.melissadata.com/lookups/np.asp?ein=202297939>]
Note: IRS EO webpages are arranged in data sequence with the Melissa Data webpages
- 4) Manta data webpage(s) from [www.manta.com]
URL: (evidence not included)
- 5) Hutterite Directory webpage(s)
From [www.cedrontech.com], or link from [www.hutterites.org]
URL: (evidence not included)
- 6) Contact Information page(s)
- 7) MapQuest webpage(s) (7/23/2011) from [www.mapquest.com]

List of Evidence for Farms as USDA farm subsidy recipients

(note: farm may be a Hutterite colony)

Subject: Mountain Breeze Farms Inc, Cut Bank, MT 59427

Location by State: Montana

Topic: Findings, for Section LF

(page 1)

Findings (for Section LF):

1:

Mountain Breeze Farms Inc cannot be confirmed as a Hutterite colony and member of the Hutterian Brethren Church due to a lack of evidence. Hutterite surnames are found at Mountain Breeze Farms Inc.

Data for Mountain Breeze Farms Inc for ID as a Hutterite colony:

- 1) Name: Mountain Breeze Farms Inc, Cut Bank, MT 59427
- 2) Hutterite surnames found with USDA ownership shares data (2010): Hofer, Waldner, Wurz (note: for verification of Hutterite surnames refer to the webpage 'Surnames of Founding Families' at [<http://www.feehfs.org/links/hutterites/surnames.html>])
- 3) IRS EO/BMF data (8/4/2012):
 - a) Name: Mountain Breeze Farms Inc, Cut Bank, MT 59427-0339
 - b) IRC Section:
 - 1) IRM Table: 501(d) Apostolic and religious organization
 - 2) SOI Table: 501(d) Apostolic and Religious Org.

2:

IRS EO/BMF data (12/7/2009) and Melissa Data (11/9/2009) found for the organization but the location (Sweetgrass, MT) is different than the USDA location (Cut Bank, MT). The data will be used for contact information.

A updated version of IRS EO/BMF data (8/4/2012) and Melissa Data (7/23/2011) found for the organization and the location is the same as the USDA location (Cut Bank, MT). The Employer Identification Number (EIN) is the same for all of the datasets so the data is for the same organization with a updated address.

3(a):

IRS EO/BMF data found and the organization name and location are the same as the USDA business name and location.

USDA Business Name and Location:

[Mountain Breeze Farms Inc, Cut Bank, MT 59427]

IRS Organization Name and Location:

[Mountain Breeze Farms Inc, Cut Bank, MT 59427-0339] (8/4/2012)

The IRC section is '501(d) Apostolic and religious organization' and the ruling date is 07/2007. Mountain Breeze Farms Inc, Cut Bank, MT 59427, is confirmed as a tax-exempt nonprofit religious organization during the timeframe 1995-2010 when the organization received USDA farm subsidies.

3(b):

'Summary' data shows that the farm subsidy payment data for the calculation of the USDA farm subsidy total for 1995-2010 applies to 2005-2010.

List of Evidence for Farms as USDA farm subsidy recipients

(note: farm may be a Hutterite colony)

Subject: Mountain Breeze Farms Inc, Cut Bank, MT 59427

Location by State: Montana

Topic: Findings, for Section LF

(page 2)

4:

Comparison of IRS EO/BMF data with Melissa Data data:

[Data Date: (IRS 8/4/2012), (Melissa Data 7/23/2011)]

[Data: EIN, Organization Name, Location by State, IRC Section, Ruling Date]

[202297939, Mountain Breeze Farms Inc, MT, 501(d), 07/2007 = IRS]

[202297939, Mountain Breeze Farms Inc, MT, 501(d), 07-2007 = Melissa Data]

Comparison of data demonstrates all data is the same basic data.

5:

IRS EO/BMF data indicates the organization is not required to file Form 990. Data from Melissa Data for the same organization indicates the organization is not required to file Form 990. The organization is classified as IRC section 501(d) and files Form 1065 so the data for Form 990 is correct.

List of Evidence for Farms as USDA farm subsidy recipients

(note: farm may be a Hutterite colony)

Subject: Mountain Breeze Farms Inc, Cut Bank, MT 59427

Location by State: Montana

Topic: Findings, for Section LF

(page 3)

6:

Dataset for timeframe 1995-2010:

Identity of USDA farm subsidy recipient:

[Mountain Breeze Farms Inc, Cut Bank, MT 59427]

USDA farm subsidy total:

- 1) Subsidy Total 1995-2010: \$506,056.00 (note: exact calculation)
- 2) Subsidy Payments 1995-2010 Total: \$506,056 (note: rounded off calculation)
- 3) 'Summary' data shows that the farm subsidy payment data for the calculation of the USDA farm subsidy total for 1995-2010 applies to 2005-2010. So, a calculation for financial compensation will need to consider the ruling date 07/2007.
- 4) 'Summary' data for Total USDA Subsidies 2008-2010: \$270,489
(note: calculation made by author with rounded off figures)

IRS EO/BMF data (8/4/2012):

1) Name:

[Mountain Breeze Farms Inc, PO Box 339, Cut Bank, MT 59427-0339]

2) Employer Identification Number (EIN): 202297939

3) IRC Section: 501(d) Apostolic and religious organization

4) Ruling Date: 07/2007

Melissa Data (7/23/2011):

1) Name:

[Mountain Breeze Farms Inc, PO Box 339, Cut Bank, MT 59427-0339]

2) Tax I.D. Number: 202297939

3) IRS Subsection: 501(d) - A religious and apostolic association.

4) Exempt Since: 07-2007

Operating As: Farm as a tax-exempt nonprofit religious organization

List of Evidence for Farms as USDA farm subsidy recipients

(note: farm may be a Hutterite colony)

Subject: Mountain Breeze Farms Inc, Cut Bank, MT 59427

(note: name not confirmed as a Hutterite colony)

Location by State: Montana

Status: Confirmed as EO (Exempt Organization)

Topic: Conclusion, for Section LF

(page 1)

Conclusion (for Section LF):

1(a):

Mountain Breeze Farms Inc, Cut Bank, MT 59427, is confirmed as a tax-exempt nonprofit religious organization during the timeframe 1995-2010 when the organization received USDA farm subsidies. The organization's IRC section is '501(d) Apostolic and religious organization' and the ruling date is 07/2007.

1(b):

'Summary' data shows that the farm subsidy payment data for the calculation of the USDA farm subsidy total for 1995-2010 applies to 2005-2010.

2:

Dataset for timeframe 1995-2010:

Identity of USDA farm subsidy recipient:

[Mountain Breeze Farms Inc, Cut Bank, MT 59427]

USDA farm subsidy total:

1) Subsidy Total 1995-2010: \$506,056.00 (note: exact calculation)

2) Subsidy Payments 1995-2010 Total: \$506,056 (note: rounded off calculation)

3) 'Summary' data shows that the farm subsidy payment data for the calculation of the USDA farm subsidy total for 1995-2010 applies to 2005-2010. So, a calculation for financial compensation will need to consider the ruling date 07/2007.

4) 'Summary' data for Total USDA Subsidies 2008-2010: \$270,489
(note: calculation made by author with rounded off figures)

IRS EO/BMF data (8/4/2012):

1) Name:

[Mountain Breeze Farms Inc, PO Box 339, Cut Bank, MT 59427-0339]

2) Employer Identification Number (EIN): 202297939

3) IRC Section: 501(d) Apostolic and religious organization

4) Ruling Date: 07/2007

Melissa Data (7/23/2011):

1) Name:

[Mountain Breeze Farms Inc, PO Box 339, Cut Bank, MT 59427-0339]

2) Tax I.D. Number: 202297939

3) IRS Subsection: 501(d) - A religious and apostolic association.

4) Exempt Since: 07-2007

Operating As: Farm as a tax-exempt nonprofit religious organization

List of Evidence for Farms as USDA farm subsidy recipients

(note: farm may be a Hutterite colony)

Subject: Mountain Breeze Farms Inc, Cut Bank, MT 59427

(note: name not confirmed as a Hutterite colony)

Location by State: Montana

Status: Confirmed as EO (Exempt Organization)

Topic: Conclusion, for Section LF

(page 2)

3:

Identification data:

Name: Mountain Breeze Farms Inc, Cut Bank, MT 59427

IRS EO/BMF data (8/4/2012):

[Mountain Breeze Farms Inc, PO Box 339, Cut Bank, MT 59427-0339]

4:

Recommendation:

> Step 1

Determine if organization is a Hutterite colony.

Name: Mountain Breeze Farms Inc, Cut Bank, MT 59427

Hutterite surnames found with USDA ownership shares data (2010): Hofer, Waldner, Wurz

IRS EO/BMF data (8/4/2012):

[Name: Mountain Breeze Farms Inc, PO Box 339, Cut Bank, MT 59427-0339]

[IRC Section: 501(d) Apostolic and religious organization]

EWG Farm Subsidy Database

Corporate Subsidy Recipients 1 to 1 of 1 in Montana

Business Name: **MOUNTAIN BREEZE**

Rank	Name	Location	Subsidy Total 1995-2010
1	Mountain Breeze Farms Inc	Cut Bank, MT 59427	\$ 506,056.00

Note: The information on conservation spending for 2010 is incomplete due to missing data from USDA's Natural Resource Conservation Service. Payment data currently are not included for the Environmental Quality Incentives Program, but will be added once NRCS makes it available.

The information provided for the Wetland Reserve Program (WRP) provides an inaccurate picture of how WRP payments are distributed. USDA's Natural Resource Conservation Service uses title companies as intermediaries to finalize wetlands easements under the Wetlands Reserve Program. As a result, the data provided to us shows large sums of money going to these title companies. In reality, the payments are ultimately distributed to landowners participating in the WRP.

Unfortunately, NRCS has not provided the data to show where these farms and wetlands are located or which farmers or landowners are enrolling in the program, so EWG is unable to allocate these large sums of money to individuals beyond the title companies. Therefore, these companies skew the conservation rankings and payment concentration, which EWG cannot avoid unless and until NRCS makes available the additional farm attribution data. Therefore, we have not included WRP payments in the 2010 data update.

Finally, we have separated data on farm commodity, disaster and conservation payments in order to provide a more accurate picture of top recipients and concentration of payments among the three main categories of USDA programs.

USDA subsidy information for **Mountain Breeze Farms Inc****Addresses on file with USDA for Mountain Breeze Farms Inc**

USDA county office from which subsidies were paid:	Subsidy Payments 1995-2010	Most recent address on file in USDA county office
Glacier County, Montana	\$506,056	Mountain Breeze Farms Inc Cut Bank, MT 59427
Total	\$506,056	

Note: The information on conservation spending for 2010 is incomplete due to missing data from USDA's Natural Resource Conservation Service. Payment data currently are not included for the Environmental Quality Incentives Program, but will be added once NRCS makes it available.

The information provided for the Wetland Reserve Program (WRP) provides an inaccurate picture of how WRP payments are distributed. USDA's Natural Resource Conservation Service uses title companies as intermediaries to finalize wetlands easements under the Wetlands Reserve Program. As a result, the data provided to us shows large sums of money going to these title companies. In reality, the payments are ultimately distributed to landowners participating in the WRP.

Unfortunately, NRCS has not provided the data to show where these farms and wetlands are located or which farmers or landowners are enrolling in the program, so EWG is unable to allocate these large sums of money to individuals beyond the title companies. Therefore, these companies skew the conservation rankings and payment concentration, which EWG cannot avoid unless and until NRCS makes available the additional farm attribution data. Therefore, we have not included WRP payments in the 2010 data update.

Finally, we have separated data on farm commodity, disaster and conservation payments in order to provide a more accurate picture of top recipients and concentration of payments among the three main categories of USDA programs.



Mountain Breeze Farms Inc received payments totaling \$506,056 from 1995 through 2010

Year	Conservation Subsidies	Disaster Subsidies	Commodity Subsidies	Total USDA Subsidies 1995-2010
1995	\$0	\$0	\$0	\$0
1996	\$0	\$0	\$0	\$0
1997	\$0	\$0	\$0	\$0
1998	\$0	\$0	\$0	\$0
1999	\$0	\$0	\$0	\$0
2000	\$0	\$0	\$0	\$0
2001	\$0	\$0	\$0	\$0
2002	\$0	\$0	\$0	\$0
2003	\$0	\$0	\$0	\$0
2004	\$0	\$0	\$0	\$0
2005	\$13,329	\$0	\$53,504	\$66,833
2006	\$39,094	\$0	\$50,442	\$89,536
2007	\$39,198	\$0	\$40,000	\$79,198
2008	\$28,969	\$44,493	\$40,000	\$113,462
2009	\$28,404	\$0	\$63,044	\$91,448
2010	\$25,304	\$268	\$40,007	\$65,579
Total	\$174,298	\$44,761	\$286,997	\$506,056

Crop Summary for Mountain Breeze Farms Inc

Crop	Payments 1995-2010
Wheat Subsidies**	\$173,291
Barley Subsidies**	\$33,695

Note: The information on conservation spending for 2010 is incomplete due to missing data from USDA's Natural Resource Conservation Service. Payment data currently are not included for the Environmental Quality Incentives Program, but will be added once NRCS makes it available.

The information provided for the Wetland Reserve Program (WRP) provides an inaccurate picture of how WRP payments are distributed. USDA's Natural Resource Conservation Service uses title companies as intermediaries to finalize wetlands easements under the Wetlands Reserve Program. As a result, the data provided to us shows large sums of money going to these title companies. In reality, the payments are ultimately distributed to landowners participating in the WRP.

Unfortunately, NRCS has not provided the data to show where these farms and wetlands are located or which farmers or landowners are enrolling in the program, so EWG is unable to allocate these large sums of money to individuals beyond the title companies. Therefore, these companies skew the conservation rankings and payment concentration.

USDA subsidy information for **Mountain Breeze Farms Inc****Payment Breakdown**

Subsidy Program	Total Payments 1995-2010
Total USDA - Subsidies	\$506,056
<i>Subtotal, Farming Subsidies</i>	\$286,997
<i>Subtotal, Conservation Programs</i>	\$174,298
<i>Subtotal, Disaster Payments</i>	\$44,761

Commodity subsidy breakdown

Subsidy Program	Total Payments 1995-2010
Subtotal, Farming Subsidies	\$286,997
<i>Total Direct Payments</i>	\$240,011
Direct Program Payments - 2008 Farm Bill	\$80,011
Direct Payment - Barley	\$17,152
Direct Payment - Wheat	\$142,848
<i>Total Counter Cyclical Payments</i>	\$4,927
Counter Cyclical Payment - Barley	\$4,927
<i>Loan Deficiency Payments</i>	\$36,544
Loan Deficiency - Barley	\$11,616
Loan Deficiency - Wheat	\$24,928
<i>Hard Winter Wheat Incentive Program</i>	\$5,515
Hard Winter Wheat Incentive Payment	\$5,515

Conservation subsidy breakdown

Subsidy Program	Total Payments 1995-2010
Subtotal, Conservation Programs	\$174,298
<i>Conservation Reserve Program</i>	\$174,298
CRP - Annual Land Rental	\$175,106
CRP - Haying / Grazing	\$-808

Disaster subsidy breakdown

Subsidy Program	Total Payments 1995-2010
Subtotal, Disaster Payments	\$44,761
<i>Misc. Disaster Payments</i>	\$44,761

Crop Disaster - Program

\$44,493

Non-insured Assistance

\$268

Note: The information on conservation spending for 2010 is incomplete due to missing data from USDA's Natural Resource Conservation Service. Payment data currently are not included for the Environmental Quality Incentives Program, but will be added once NRCS makes it available.

The information provided for the Wetland Reserve Program (WRP) provides an inaccurate picture of how WRP payments are distributed. USDA's Natural Resource Conservation Service uses title companies as intermediaries to finalize wetlands easements under the Wetlands Reserve Program. As a result, the data provided to us shows large sums of money going to these title companies. In reality, the payments are ultimately distributed to landowners participating in the WRP.

Unfortunately, NRCS has not provided the data to show where these farms and wetlands are located or which farmers or landowners are enrolling in the program, so EWG is unable to allocate these large sums of money to individuals beyond the title companies. Therefore, these companies skew the conservation rankings and payment concentration, which EWG cannot avoid unless and until NRCS makes available the additional farm attribution data. Therefore, we have not included WRP payments in the 2010 data update.

Finally, we have separated data on farm commodity, disaster and conservation payments in order to provide a more accurate picture of top recipients and concentration of payments among the three main categories of USDA programs.

USDA subsidy information for **Mountain Breeze Farms Inc****Ownership shares for Mountain Breeze Farms Inc**

Pick year for ownership information

USDA county office/Ownership:	Percentage Share*
Mountain Breeze Farms Inc	
ownership information from 2010	
Glacier County, Montana	
Rachel J Waldner	N/A*
Zacharias M Wurz	N/A*
Michael M Wurz	N/A*
Mary J Wurz	N/A*
Joseph M Wurz	N/A*
Jason M Wurz	N/A*
Mary P Wurz	N/A*
Christian P Hofer	N/A*
Michael J Wurz	N/A*
Mary C Hofer	N/A*
Tim D Hofer	N/A*
Sarah T Hofer	N/A*
Tim T Hofer	N/A*

* According to USDA percentage shares for ownership may not reflect share of subsidy payments. EWG review shows that share information on file with USDA may not always equal 100 percent. Most recent percentage share information is from 2008. Future release of this information was barred by law in the 2008 Farm Bill.

Note: The information on conservation spending for 2010 is incomplete due to missing data from USDA's Natural Resource Conservation Service. Payment data currently are not included for the Environmental Quality Incentives Program, but will be added once NRCS makes it available.

The information provided for the Wetland Reserve Program (WRP) provides an inaccurate picture of how WRP payments are distributed. USDA's Natural Resource Conservation Service uses title companies as intermediaries to finalize wetlands easements under the Wetlands Reserve Program. As a result, the data provided to us shows large sums of money going to these title companies. In reality, the payments are ultimately distributed to landowners participating in the WRP.

Unfortunately, NRCS has not provided the data to show where these farms and wetlands are located or which farmers or landowners are enrolling in the program, so EWG is unable to allocate these large sums of money to individuals beyond the title companies. Therefore, these companies skew the conservation rankings and payment concentration, which EWG cannot avoid unless and until NRCS makes available the additional farm attribution data. Therefore, we have not included WRP payments in the 2010 data update.

0000021160000000000101000000	20071233010	1200000000286230000000031828		
00000000031828	C30			
202297939	MOUNTAIN BREEZE FARMS INC			
PO BOX 190	SWEETGRASS	MT59484-019000004031		
2007072000000000000101000000	00000	12		
X20				
043699870	MOUNTAIN BROOK HOMESTEAD FOUNDATION A NON PROFIT CORPORATION	%		
LINDALEE V MUMMEY	2353 FOOTHILL RD	KALISPELL		
MT59901-836900000331	200509115000000000001000000	00020	12	
B117				
810520628	MOUNTAIN HOME MONTANA INC			
2606 SOUTH AVE W	MISSOULA	MT59804-640600000331		
1999051150000000000101000000	20081245010	1200000003787990000000606138		
00000000592613	P450			
262336335	MOUNTAIN MAGIC JUNIOR SHOW	%		
REBECCA L SIDWELL	PO BOX 834	COLUMBUS		
MT59019-083400000332	2009051160000000000101000000	00020	12	
K20				
810522027	MOUNTAIN ONE VOLLEYBALL CLUB	%		
BLANCA YSAIS	PO BOX 6442	BOZEMAN		
MT59771-644200000331	1999071040000000000101000000	99000	12	
N60				
810395282	MOUNTAIN PATROL OF MONTANA			
PO BOX 2801	GREAT FALLS	MT59403-280100000331		
1986003116158000000101000000	20071200020	12000000000000000000000000000000		
0000000000000000	MTN PATROL SEARCH & R			
571188228	MOUNTAIN PLAINS EQUITY GROUP INC	%		
DONALD STERHAN	490 N 31ST ST STE 101	BILLINGS		
MT59101-125600000433	2009042000000000000101000000	20041200010		
12000000000000000000000000000000	0000000000000000 L02			
810531756	MOUNTAIN RIDGE FARMS INC			
HAMILTON MISFELDT & CO	PO BOX 417	VALIER		
MT59486-041700004031	2009052000000000000101000000	00000	12	
X99				
510185163	MOUNTAIN STATES BEET GROWERS MARKETING ASSOCIATION	%		
RALPH AMEN	2405 RD 18 S	BALLANTINE		
MT59006-000000000531	198006200230232000101000000	20081233010		
1200000000595620000000063268	0000000063268 K21Z			
363602243	MOUNTAIN TOP MINISTRIES			
13705 COTTONWOOD CANYON RD	BOZEMAN	MT59718-899100000331		
1989031150060000000101000000	20081244010	1200000001887550000000109931		
0000000109931				
237293879	MOUNTAIN VIEW CHAPEL PROPERTIES INC			
929 SW HIGGINS ST	MISSOULA	MT59803-146000000337		
1973061100010000000101000000	00060	12		
810397448	MOUNTAIN VIEW LUTHERAN CHURCH			
800 SACAJAWEA DR	GREAT FALLS	MT59404-122417730397		
1966011100010000000501000000	00060	06		
2017				
810429242	MOUNTAIN VIEW MENNONITE CHURCH			
795 MENNONITE CHURCH RD	KALISPELL	MT59901-775400000337		
2005091100000000000101000000	00060	12		
X21				
810461058	MOUNTAIN VIEW WESLEYAN CHURCH	%		
RHONDA KING TREAS	185 GOLF COURSE RD	HAMILTON		
MT59840-300220790397	197005110601030000501000000	00060	12	

[Sign In](#) | [Cart](#) | [Newsletters](#)

1-800-MELISSA

[Products](#)[Solutions](#)[Downloads & Trials](#)[Support](#)[Resources](#)

Selling A Used Car?

Supercharge Your Ad, Sell Like An Expert!

[Get Started Now](#)

Nonprofit Organization Lookup

Enter a 5-digit ZIP Code, organization name or 9-digit Tax ID

[Submit](#)

MOUNTAIN BREEZE FARMS INC	
Address	PO BOX 190 SWEETGRASS, MT 59484-0190 MapG MapY MapV
IRS Subsection	501(d) - A religious and apostolic association.
Type of Organization	Corporation
Deductibility	Contributions are NOT deductible
Tax I.D. Number	202297939
Exempt Since	07-2007
Form 990 Requirement	Not required to file 990
Classification	Christian
Share with others information about this Nonprofit - like the web site, e-mail address, how to donate or any corrections to the data shown. Post a Message	


Messages

[How Can We Improve this Lookup?](#) | [Email to a Friend](#) | [Lookups Forum](#) | [Terms of Use](#)

Selling A Used Car?

Supercharge Your Ad, Sell Like An Expert!

 **mytitletransfer.com**
The safest way to sell a used car



[Get Started Now](#)

Nonprofit Organization Lookup

[Help](#)

[Index](#)

Enter a 5-digit ZIP Code, organization name or 9-digit Tax ID

[Submit](#)

MOUNTAIN BREEZE FARMS INC	
Address	PO BOX 190 SWEETGRASS, MT 59484-0190 MapG MapY MapV
IRS Subsection	501(d) - A religious and apostolic association.
Type of Organization	Corporation
Deductibility	Contributions are NOT deductible
Tax I.D. Number	202297939
Exempt Since	07-2007
Form 990 Requirement	Not required to file 990
Classification	Christian
Share with others information about this Nonprofit - like the web site, e-mail address, how to donate or any corrections to the data shown.	
Post a Message	

Messages

[How Can We Improve this Lookup?](#) | [Email to a Friend](#) | [Lookups Forum](#) | [Terms of Use](#)

19410711000102900050100000020111200060		12
LITTLE LAMBS PS		
810257610MOUNT ELLIS ACADEMY		
3641 BOZEMAN TRAIL RD	BOZEMAN	MT59715-668310710397
194704110211029000501000000	00130	12
213510750MOUNT ELLIS ADVENTIST ELEMENTARY SCHOOL		
3835 BOZEMAN TRAIL RD	BOZEMAN	MT59715-668510710397
194704110211029000501000000	00060	12
810408841MOUNT HELENA GYMNASICS BOOSTER CLUB INC		
% ROBYN VANHEMELRYCK	3960 CANAL DR	HELENA
MT59602-761700000331	19840611629800000010100000020110800020	
0800000000000000000000000000000000000000		
810172140MOUNT MORIAH CEMETERY ASSOC		
2415 S MONTANA ST	BUTTE	MT59701-304700001332
2001092000000000000000100000020101276010	12000000050852770000001038509	
00000000786119		
810300989MOUNT OLIVE LUTHERAN CHURCH		
2336 SAINT JOHNS AVE	BILLINGS	MT59102-471017090391
194107110001000000101000000	00060	12
MOUNT OLIVE LUTH EARLY CHILDHOOD M		
841400208MOUNTAIN BLUEBIRD TRAILS INC		
PO BOX 794	RONAN	MT59864-079400000331
200002116000000000010100000020111200020	12000000000000000000000000000000	
0000000000000000 C30		
202297939MOUNTAIN BREEZE FARMS INC		
PO BOX 339	CUT BANK	MT59427-033900004031
200707200000000000101000000	00000	12
X20		
271255084MOUNTAIN BROADCASTING FOUNDATION		
% MAX MURPHY	PO BOX 309	
MISSOULA	MT59806-030900000331	
20100311500000000010100000020111211020	1200000000014210000000004534	
0000000004534 T30		
043699870MOUNTAIN BROOK HOMESTEAD FOUNDATION A NON PROFIT CORPORATION		
% AMANDA J WUNDERLICH	2353 FOOTHILL RD	
KALISPPELL	MT59901-836900000331	
20050911500000000001010000020111200020	12000000000000000000000000000000	
0000000000000000 B117		
800752682MOUNTAIN FAMILY FELLOWSHIP		
% JOY MCELROY	6145 N MONTANA AVE	HELENA
MT59602-661816190397	196402110001030059501000000	00060 12
810520628MOUNTAIN HOME MONTANA INC		
2606 SOUTH AVE W	MISSOULA	MT59804-640000000331
19990511500000000010100000020101264010	1200000010947710000000475979	
0000000453890 P450		
262336335MOUNTAIN MAGIC JUNIOR SHOW		
% REBECCA L SIDWELL	PO BOX 834	
COLUMBUS	MT59019-083400000332	
20090511600000000010100000020101201020	1200000000000000000000000006485	
0000000006485 K20		
810395282MOUNTAIN PATROL OF MONTANA		
% R MICHAEL MCCLOSKEY	PO BOX 2801	GREAT FALLS
FALLS	MT59403-280100000331	19860311615800000010100000020111200020
1200000000000000000000000000000000000000		MTN PATROL SEARCH & RESCUE
830234395MOUNTAIN PLAINS ADULT EDUCATION ASSOCIATION		
% BLAIR LIDDICOAT	815 FRONT ST	HELENA

MELISSA DATA[Sign In](#) | [Cart](#) | [Newsletters](#) | [Search](#)

1-800-MELISSA

[Products](#)[Solutions](#)[Downloads & Trials](#)[Support](#)[Resources](#)[Lookups](#)[Contact Us](#)

Free Lookups

[Home](#) > [Lookups](#) > Nonprofit Organization Lookup[Help](#)**Occupant Mailing Lists**

Reach all households in a geographic area.

Free CountEnter a 5-digit ZIP Code,
organization name or 9-digit Tax ID**Use this LookUp to:**

- Find information on over 1.4 million registered nonprofit organizations in the United States
- Get organization name, assets, income, and IRS subsection
- Select organization for contact name and address, type of foundation and organization
- Get deductibility status, classification, Form 990, and more

MOUNTAIN BREEZE FARMS INC

PO BOX 339

Address CUT BANK, MT 59427-0339

[MapG](#) [MapY](#) [MapV](#)

IRS Subsection 501(d) - A religious and apostolic association.

Type of Organization Corporation

Deductibility Contributions are NOT deductible

Tax I.D. Number 202297939

Exempt Since 07-2007

Form 990 Requirement Not required to file 990

Classification Christian

Share with others information about this Nonprofit - like the web site, e-mail address, how to donate or any corrections to the data shown.

Messages

[How Can We Improve this Lookup?](#) | [Send to a Friend](#) | [Lookups Forum](#) | [Terms of Use](#)

Contact Information for Farms as USDA farm subsidy recipients

Subject: Mountain Breeze Farms Inc, Cut Bank, MT 59427

(note: name not confirmed as a Hutterite colony)

> Contact Information

1) IRS data (12/7/2009)

Address:

Mountain Breeze Farms Inc
PO Box 190
Sweetgrass, MT 59484-0190

2) IRS data (8/4/2012)

Address:

Mountain Breeze Farms Inc
PO Box 339
Cut Bank, MT 59427-0339

Address verification results from [www.melissadata.com]:

1) For (1) IRS data:

Address verified for:

PO Box 190
Sweet Grass, MT 59484-0190

Note: address is vacant

2) For (2) IRS data: address verified



MAPQUEST.

Map of Cut Bank, MT

Notes



All rights reserved. Use subject to [License/Copyright](#) | [Map Legend](#)

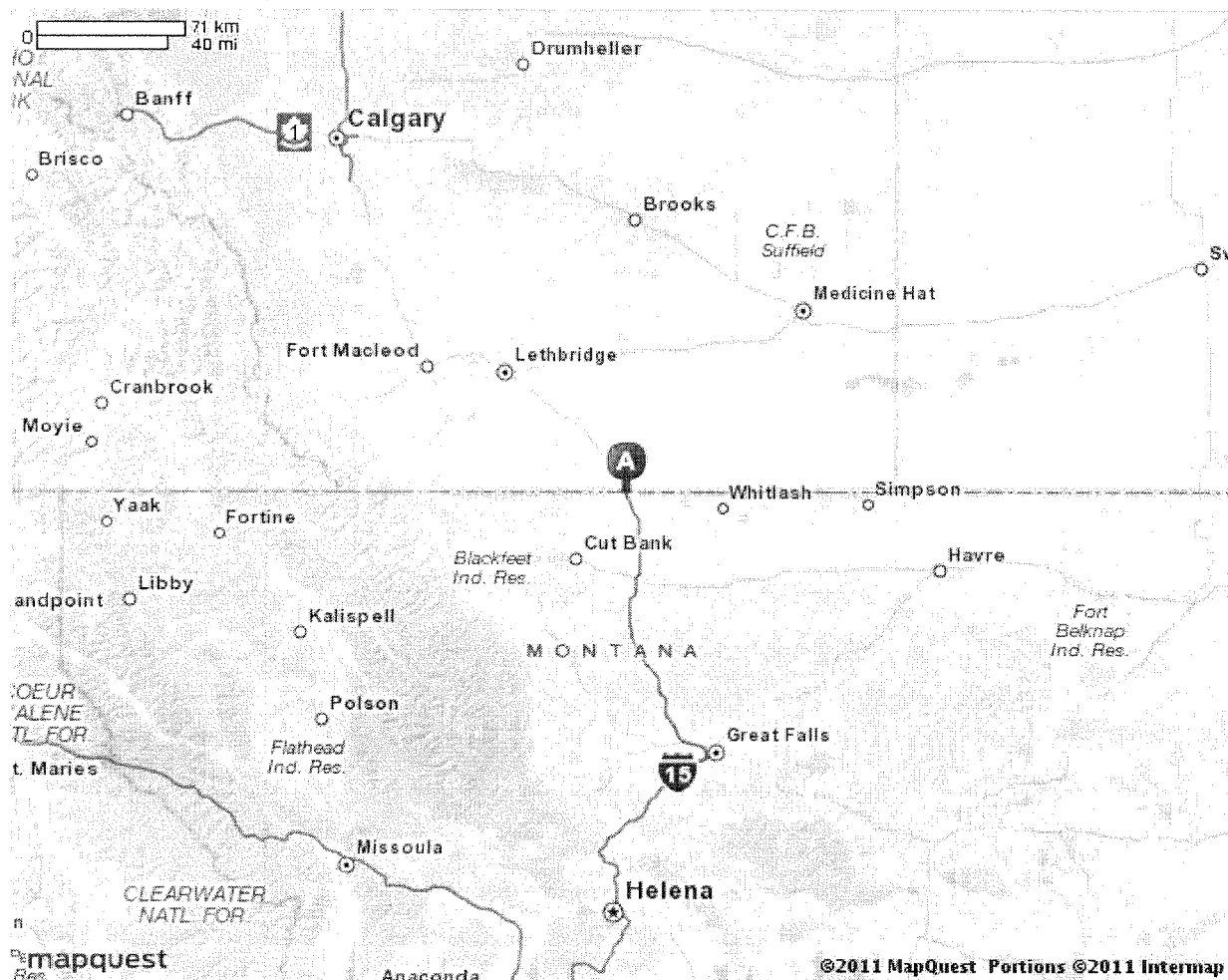
Directions and maps are informational only. We make no warranties on the accuracy of their content, road conditions or route usability or expeditiousness. You assume all risk of use. MapQuest and its suppliers shall not be liable to you for any loss or delay resulting from your use of MapQuest. Your use of MapQuest means you agree to our [Terms of Use](#)



MAPQUEST

Notes

Map of Sweetgrass, MT



All rights reserved. Use subject to [License/Copyright](#) | [Map Legend](#)

Directions and maps are informational only. We make no warranties on the accuracy of their content, road conditions or route usability or expeditiousness. You assume all risk of use. MapQuest and its suppliers shall not be liable to you for any loss or delay resulting from your use of MapQuest. Your use of MapQuest means you agree to our [Terms of Use](#)

List of Evidence for Farms as USDA farm subsidy recipients

(note: farm may be a Hutterite colony)

Subject: Mountain Ridge Farms Inc, Valier, MT 59486

Location by State: Montana

Form and Version of Evidence: Original Evidence (Long Form)

Timeframe of Evidence as Webpages: 2009-2011

Topic: Original Evidence (Long Form) includes Findings and Conclusion

Section LF. List of Evidence (original evidence, long form)

1) EWG dataset (7/23/2011) for data 1995-2010 from [<http://farm.ewg.org/>]

a) 'Search Result' webpage

URL: [<http://farm.ewg.org/addrsearch.php?s=yup&stab=US&zip=&last=&first=&stab=AL&fulln...>]

b) 'Farm Location(s)' webpage

URL: [<http://farm.ewg.org/persondetail.php?custnumber=A11274268&summlevel=address>]

c) 'Summary' webpage(s)

URL: [<http://farm.ewg.org/persondetail.php?custnumber=A11274268>]

d) 'Programs' webpage(s)

URL: [<http://farm.ewg.org/persondetail.php?custnumber=A11274268&summlevel=detail>]

e) 'Ownership Interest(s)' webpage(s)

URL: [<http://farm.ewg.org/persondetail.php?custnumber=A11274268&summlevel=whois>]

Data:

1) Hutterite surnames found with USDA ownership shares data (2010):

[Kleinsasser, Waldner, Wipf]

(note: for verification of Hutterite surnames refer to the webpage 'Surnames of Founding Families' at [<http://www.feefhs.org/links/hutterites/surnames.html>])

2) IRS Exempt Organization (EO) data webpage(s) from [www.irs.gov]

EO File URL: [<http://www.irs.gov/taxstats/charitablestats/article/0,,id=97186,00.html>]

EO File Date: (12/7/2009 is date EO file was downloaded from IRS website to CD)

3) Melissa Data webpage(s) (11/9/2009) and (7/23/2011) from [www.melissadata.com]

URL (11/9/2009): [<http://www.melissadata.com/lookups/np.asp?ein=810531756>]

URL (7/23/2011): [<http://www.melissadata.com/lookups/np.asp?ein=810531756>]

4) Manta data webpage(s) (10/21/2009) from [www.manta.com]

URL: [<http://www.manta.com/company/mmdjh5r>]

5) Hutterite Directory webpage(s) (10/21/2009)

From [www.cedrontech.com], or link from [www.hutterites.org]

URL: [<http://www.cedrontech.com/hutterite.aspx?idx=B&dcid=0C9AB0D2621BA698>]

6) Contact Information page(s)

7) MapQuest webpage(s) (7/23/2011) from [www.mapquest.com]

List of Evidence for Farms as USDA farm subsidy recipients

(note: farm may be a Hutterite colony)

Subject: Mountain Ridge Farms Inc, Valier, MT 59486

Location by State: Montana

Topic: Findings, for Section LF

(page 1)

Findings (for Section LF):

1:

'Farm Location(s)' (addresses on file) subsidy payments data shows a data conflict. The data conflict can be explained by EWG updating their USDA farm subsidy data. The data conflict will not invalidate the figure [Subsidy Total 1995-2010: \$822,265.24] because 'Programs' (Payment Breakdown) data will validate the figure. The data is:

Total USDA - Subsidies = \$822,265

Subtotal, Farming Subsidies = \$598,512

Subtotal, Conservation Programs = \$6,300

Subtotal, Disaster Payments = \$217,453

(note: EWG will express a exact figure as a rounded off figure for their calculations)

2:

Mountain Ridge Farms Inc is confirmed as a Hutterite colony and member of the Hutterian Brethren Church based on data for ID as a Hutterite colony. IRS EO/BMF data for IRC section as 501(d) indicates Mountain Ridge Farms Inc is a tax-exempt nonprofit religious organization. Manta data indicates Birch Creek Colony, as a recognized Hutterite colony, also does business as Mountain Ridge Farms Inc. The same Hutterite surnames are found at Birch Creek Colony and Mountain Ridge Farms Inc, as Kleinsasser and Waldner.

Data for Mountain Ridge Farms Inc for ID as a Hutterite colony:

1) Name: Mountain Ridge Farms Inc, Valier, MT 59486

2) Hutterite surnames found with USDA ownership shares data (2010):

[Kleinsasser, Waldner, Wipf]

(note: for verification of Hutterite surnames refer to the webpage 'Surnames of Founding Families' at [<http://www.feefhs.org/links/hutterites/surnames.html>])

3) IRS EO/BMF data:

a) Name: Mountain Ridge Farms Inc, Valier, MT 59486-0417

b) IRC Section:

1) IRM Table: 501(d) Apostolic and religious organization

2) SOI Table: 501(d) Apostolic and Religious Org.

4) Manta data: Birch Creek Colony also does business as Mountain Ridge Farms Inc

[Birch Creek Colony, 900 Birch Creek Colony Rd, Valier, MT 59486-5445]

5) Hutterite Directory (for Birch Creek Colony):

[Birch Creek, 900 Birch Creek Colony Rd., Valier, MT 59486-5445]

Hutterite surnames found at Birch Creek Colony: Kleinsasser, Waldner

(note: for verification of Hutterite surnames refer to the webpage 'Surnames of Founding Families' at [<http://www.feefhs.org/links/hutterites/surnames.html>])

List of Evidence for Farms as USDA farm subsidy recipients

(note: farm may be a Hutterite colony)

Subject: Mountain Ridge Farms Inc, Valier, MT 59486

Location by State: Montana

Topic: Findings, for Section LF

(page 2)

3(a):

IRS EO/BMF data found and the organization name and location are the same as the USDA business name and location.

USDA Business Name and Location:

[Mountain Ridge Farms Inc, Valier, MT 59486]

IRS Organization Name and Location:

[Mountain Ridge Farms Inc, Valier, MT 59486-0417]

The IRC section is '501(d) Apostolic and religious organization' and the ruling date is 05/2009.

Mountain Ridge Farms Inc, Valier, MT 59486, is confirmed as a tax-exempt nonprofit religious organization during the timeframe 1995-2010 when the organization received USDA farm subsidies.

3(b):

'Summary' data shows that the farm subsidy payment data for the calculation of the USDA farm subsidy total for 1995-2010 applies to 2000-2010.

4:

Comparison of IRS EO/BMF data with Melissa Data data:

[Data Date: (IRS 12/7/2009), (Melissa Data 11/9/2009, 7/23/2011)]

[Data: EIN, Organization Name, Location by State, IRC Section, Ruling Date]

[810531756, Mountain Ridge Farms Inc, MT, 501(d), 05/2009 = IRS]

[810531756, Mountain Ridge Farms Inc, MT, 501(d), 05-2009 = Melissa Data (11/9/2009)]

[810531756, Mountain Ridge Farms Inc, MT, 501(d), 05-2009 = Melissa Data (7/23/2011)]

Comparison of data demonstrates all data is the same basic data.

5:

IRS EO/BMF data indicates the organization is not required to file Form 990. Data from Melissa Data for the same organization indicates the organization is not required to file Form 990. The organization is classified as IRC section 501(d) and files Form 1065 so the data for Form 990 is correct.

List of Evidence for Farms as USDA farm subsidy recipients

(note: farm may be a Hutterite colony)

Subject: Mountain Ridge Farms Inc, Valier, MT 59486

Location by State: Montana

Topic: Findings, for Section LF

(page 3)

6:

Dataset for timeframe 1995-2010:

Identity of USDA farm subsidy recipient:

[Mountain Ridge Farms Inc, Valier, MT 59486]

USDA farm subsidy total:

1) Subsidy Total 1995-2010: \$822,265.24 (note: exact calculation)

2) Subsidy Payments 1995-2010 Total: \$822,265 (note: rounded off calculation)

(note: 'Subsidy Payments' data shows a data conflict but 'Programs' (Payment Breakdown) data will validate the 'Subsidy Total' figure)

3) 'Summary' data shows that the farm subsidy payment data for the calculation of the USDA farm subsidy total for 1995-2010 applies to 2000-2010. So, a calculation for financial compensation will need to consider the ruling date 05/2009.

4) 'Summary' data for Total USDA Subsidies 2010: \$100,800

IRS EO/BMF data (12/7/2009):

1) Name:

[Mountain Ridge Farms Inc, PO Box 417, Valier, MT 59486-0417]

2) Employer Identification Number (EIN): 810531756

3) IRC Section: 501(d) Apostolic and religious organization

4) Ruling Date: 05/2009

Melissa Data (11/9/2009, 7/23/2011):

1) Name:

[Mountain Ridge Farms Inc, PO Box 417, Valier, MT 59486-0417]

2) Tax I.D. Number: 810531756

3) IRS Subsection: 501(d) - A religious and apostolic association.

4) Exempt Since: 05-2009

Operating As: Hutterite colony as a tax-exempt nonprofit religious organization

List of Evidence for Farms as USDA farm subsidy recipients

(note: farm may be a Hutterite colony)

Subject: Mountain Ridge Farms Inc, Valier, MT 59486

(note: name confirmed as a Hutterite colony)

Location by State: Montana

Status: Confirmed as EO (Exempt Organization)

Topic: Conclusion, for Section LF

(page 1)

Conclusion (for Section LF):

1(a):

Mountain Ridge Farms Inc, Valier, MT 59486, is confirmed as a tax-exempt nonprofit religious organization during the timeframe 1995-2010 when the organization received USDA farm subsidies. The organization's IRC section is '501(d) Apostolic and religious organization' and the ruling date is 05/2009.

1(b):

'Summary' data shows that the farm subsidy payment data for the calculation of the USDA farm subsidy total for 1995-2010 applies to 2000-2010.

2:

Dataset for timeframe 1995-2010:

Identity of USDA farm subsidy recipient:

[Mountain Ridge Farms Inc, Valier, MT 59486]

USDA farm subsidy total:

1) Subsidy Total 1995-2010: \$822,265.24 (note: exact calculation)

2) Subsidy Payments 1995-2010 Total: \$822,265 (note: rounded off calculation)

(note: 'Subsidy Payments' data shows a data conflict but 'Programs' (Payment Breakdown) data will validate the 'Subsidy Total' figure)

3) 'Summary' data shows that the farm subsidy payment data for the calculation of the USDA farm subsidy total for 1995-2010 applies to 2000-2010. So, a calculation for financial compensation will need to consider the ruling date 05/2009.

4) 'Summary' data for Total USDA Subsidies 2010: \$100,800

IRS EO/BMF data (12/7/2009):

1) Name:

[Mountain Ridge Farms Inc, PO Box 417, Valier, MT 59486-0417]

2) Employer Identification Number (EIN): 810531756

3) IRC Section: 501(d) Apostolic and religious organization

4) Ruling Date: 05/2009

Melissa Data (11/9/2009, 7/23/2011):

1) Name:

[Mountain Ridge Farms Inc, PO Box 417, Valier, MT 59486-0417]

2) Tax I.D. Number: 810531756

3) IRS Subsection: 501(d) - A religious and apostolic association.

4) Exempt Since: 05-2009

Operating As: Hutterite colony as a tax-exempt nonprofit religious organization

List of Evidence for Farms as USDA farm subsidy recipients

(note: farm may be a Hutterite colony)

Subject: Mountain Ridge Farms Inc, Valier, MT 59486

(note: name confirmed as a Hutterite colony)

Location by State: Montana

Status: Confirmed as EO (Exempt Organization)

Topic: Conclusion, for Section LF

(page 2)

3:

Identification data:

Name: Mountain Ridge Farms Inc, Valier, MT 59486

IRS EO/BMF data: Mountain Ridge Farms Inc, PO Box 417, Valier, MT 59486-0417

Manta data: Birch Creek Colony also does business as Mountain Ridge Farms Inc

[Birch Creek Colony, 900 Birch Creek Colony Rd, Valier, MT 59486-5445]

Hutterite Directory (for Birch Creek Colony):

[Birch Creek, 900 Birch Creek Colony Rd., Valier, MT 59486-5445]

4:

Notes:

a:

The dataset for timeframe 1995-2010 for [Mountain Ridge Farms Inc] included in this Conclusion does not include any new data compared to the dataset for the same organization included with the Conclusion for New Evidence 1 for [Birch Creek Colony], except for a updated version of Melissa Data (7/23/2011) with no new data.

b:

A recommendation is made in the List of Evidence for [Birch Creek Colony, Valier, MT 59486] for a investigation of [Birch Creek Colony] to determine if there is a record for a subsidiary as [Mountain Ridge Farms Inc] and if the organization name and address are the same as the IRS organization name and address. There is no new address data included with this dataset for [Mountain Ridge Farms Inc] that will help with the investigation.



EWG Farm Subsidy Database

Corporate Subsidy Recipients **1** to **1** of **1** in Montana

Business Name: **MOUNTAIN RIDGE**

Rank	Name	Location	Subsidy Total 1995-2010
1	<u>Mountain Ridge Farms Inc</u>	Valier, MT 59486	\$ 822,265.24

Note: The information on conservation spending for 2010 is incomplete due to missing data from USDA's Natural Resource Conservation Service. Payment data currently are not included for the Environmental Quality Incentives Program, but will be added once NRCS makes it available.

The information provided for the Wetland Reserve Program (WRP) provides an inaccurate picture of how WRP payments are distributed. USDA's Natural Resource Conservation Service uses title companies as intermediaries to finalize wetlands easements under the Wetlands Reserve Program. As a result, the data provided to us shows large sums of money going to these title companies. In reality, the payments are ultimately distributed to landowners participating in the WRP.

Unfortunately, NRCS has not provided the data to show where these farms and wetlands are located or which farmers or landowners are enrolling in the program, so EWG is unable to allocate these large sums of money to individuals beyond the title companies. Therefore, these companies skew the conservation rankings and payment concentration, which EWG cannot avoid unless and until NRCS makes available the additional farm attribution data. Therefore, we have not included WRP payments in the 2010 data update.

Finally, we have separated data on farm commodity, disaster and conservation payments in order to provide a more accurate picture of top recipients and concentration of payments among the three main categories of USDA programs.

USDA subsidy information for **Mountain Ridge Farms Inc****Addresses on file with USDA for Mountain Ridge Farms Inc**

USDA county office from which subsidies were paid:	Subsidy Payments 1995-2010	Most recent address on file in USDA county office
Pondera County, Montana	\$815,965	Mountain Ridge Farms Inc Valier, MT 59486
Total	\$822,265	

Note: The information on conservation spending for 2010 is incomplete due to missing data from USDA's Natural Resource Conservation Service. Payment data currently are not included for the Environmental Quality Incentives Program, but will be added once NRCS makes it available.

The information provided for the Wetland Reserve Program (WRP) provides an inaccurate picture of how WRP payments are distributed. USDA's Natural Resource Conservation Service uses title companies as intermediaries to finalize wetlands easements under the Wetlands Reserve Program. As a result, the data provided to us shows large sums of money going to these title companies. In reality, the payments are ultimately distributed to landowners participating in the WRP.

Unfortunately, NRCS has not provided the data to show where these farms and wetlands are located or which farmers or landowners are enrolling in the program, so EWG is unable to allocate these large sums of money to individuals beyond the title companies. Therefore, these companies skew the conservation rankings and payment concentration, which EWG cannot avoid unless and until NRCS makes available the additional farm attribution data. Therefore, we have not included WRP payments in the 2010 data update.

Finally, we have separated data on farm commodity, disaster and conservation payments in order to provide a more accurate picture of top recipients and concentration of payments among the three main categories of USDA programs.



Mountain Ridge Farms Inc received payments totaling \$822,265 from 1995 through 2010

Year	Conservation Subsidies	Disaster Subsidies	Commodity Subsidies	Total USDA Subsidies 1995-2010
1995	\$0	\$0	\$0	\$0
1996	\$0	\$0	\$0	\$0
1997	\$0	\$0	\$0	\$0
1998	\$0	\$0	\$0	\$0
1999	\$0	\$0	\$0	\$0
2000	\$0	\$0	\$110,162	\$110,162
2001	\$0	\$75,367	\$68,109	\$143,476
2002	\$0	\$552	\$19,136	\$19,688
2003	\$0	\$0	\$16,634	\$16,634
2004	\$0	\$50,385	\$77,485	\$127,870
2005	\$0	\$40,775	\$71,513	\$112,288
2006	\$6,300	\$0	\$41,873	\$48,173
2007	\$0	\$0	\$39,317	\$39,317
2008	\$0	\$50,374	\$29,984	\$80,358
2009	\$0	\$0	\$23,500	\$23,500
2010	\$0	\$0	\$100,800	\$100,800
Total	\$6,300	\$217,453	\$598,512	\$822,265

Crop Summary for Mountain Ridge Farms Inc

Crop	Payments 1995-2010
Barley Subsidies**	\$290,744
Wheat Subsidies**	\$155,772
Dry Pea Subsidies	\$20,790
Canola Subsidies**	\$6,903
Oat Subsidies**	\$4

Note: The information on conservation spending for 2010 is incomplete due to missing data from USDA's Natural Resource Conservation Service. Payment data currently are not included for the Environmental Quality Incentives Program, but will be added once NRCS makes it available.

The information provided for the Wetland Reserve Program (WRP) provides an inaccurate picture of how WRP payments are distributed. USDA's Natural Resource Conservation Service uses title companies as intermediaries to finalize wetlands easements under the Wetlands Reserve Program. As a result, the data provided to us shows large

USDA subsidy information for **Mountain Ridge Farms Inc****Payment Breakdown**

Subsidy Program	Total Payments 1995-2010
Total USDA - Subsidies	\$822,265
<i>Subtotal, Farming Subsidies</i>	\$598,512
<i>Subtotal, Conservation Programs</i>	\$6,300
<i>Subtotal, Disaster Payments</i>	\$217,453

Commodity subsidy breakdown

Subsidy Program	Total Payments 1995-2010
Subtotal, Farming Subsidies	\$598,512
<i>Total Direct Payments</i>	\$190,472
Direct Program Payments - 2008 Farm Bill	\$6,423
Direct Payment - Barley	\$101,341
Direct Payment - Canola	\$42
Direct Payment - Wheat	\$82,666
<i>Total Counter Cyclical Payments</i>	\$19,199
Counter Cyclical Payment - Barley	\$19,199
Counter Cyclical Payment - Wheat	\$0
<i>Average Crop Revenue Election Program (ACRE)</i>	\$117,877
ACRE - Direct Payments	\$47,000
ACRE - Revenue Support	\$70,877
<i>Production Flexibility Contracts</i>	\$84,793
Production Flexibility - Barley	\$45,187
Production Flexibility - Oats	\$2
Production Flexibility - Wheat	\$39,604
<i>Mkt. Loss Asst. - Commodity Crops</i>	\$64,961
Market Loss Assistance - Barley	\$34,353
Market Loss Assistance - Oats	\$2
Market Loss Assistance - Wheat	\$30,606
<i>Oilseed Program</i>	\$1,737
Oilseed Program - Canola	\$1,737
<i>Loan Deficiency Payments</i>	\$92,174
Loan Deficiency - Barley	\$72,697

Loan Deficiency - Canola Oil	\$5,124
Loan Deficiency - Wheat	\$3,727
Loan Def. Refund - Wheat	\$-832
Loan Deficiency - Dry Peas	\$11,457
<i>Marketing Loan Gains</i>	\$27,300
Market Gains Farm - Barley	\$17,967
Market Gains Farm - Dry Peas	\$9,333

Conservation subsidy breakdown

Subsidy Program	Total Payments 1995-2010
Subtotal, Conservation Programs	\$6,300
<i>Env. Quality Incentive Program</i>	\$6,300
EQIP - Regular	\$6,300

Disaster subsidy breakdown

Subsidy Program	Total Payments 1995-2010
Subtotal, Disaster Payments	\$217,453
<i>Misc. Disaster Payments</i>	\$217,453
Crop Disaster - Program	\$206,765
Non-insured Assistance	\$552
Quality Losses Program	\$10,136

Note: The information on conservation spending for 2010 is incomplete due to missing data from USDA's Natural Resource Conservation Service. Payment data currently are not included for the Environmental Quality Incentives Program, but will be added once NRCS makes it available.

The information provided for the Wetland Reserve Program (WRP) provides an inaccurate picture of how WRP payments are distributed. USDA's Natural Resource Conservation Service uses title companies as intermediaries to finalize wetlands easements under the Wetlands Reserve Program. As a result, the data provided to us shows large sums of money going to these title companies. In reality, the payments are ultimately distributed to landowners participating in the WRP.

Unfortunately, NRCS has not provided the data to show where these farms and wetlands are located or which farmers or landowners are enrolling in the program, so EWG is unable to allocate these large sums of money to individuals beyond the title companies. Therefore, these companies skew the conservation rankings and payment concentration, which EWG cannot avoid unless and until NRCS makes available the additional farm attribution data. Therefore, we have not included WRP payments in the 2010 data update.

Finally, we have separated data on farm commodity, disaster and conservation payments in order to provide a more accurate picture of top recipients and concentration of payments among the three main categories of USDA programs.

USDA subsidy information for **Mountain Ridge Farms Inc****Ownership shares for Mountain Ridge Farms Inc**

Pick year for ownership information

USDA county office/Ownership:	Percentage Share*
Mountain Ridge Farms Inc	
ownership information from 2010	
Pondera County, Montana	
Mary J Waldner	N/A*
Michael S Waldner	N/A*
Joseph W Waldner	N/A*
Dorothy W Waldner	N/A*
Sarah S Waldner	N/A*
Sam S Waldner	N/A*
Benjamin M Kleinsasser	N/A*
William I Waldner	N/A*
Brenda J Waldner	N/A*
Emma C Kleinsasser	N/A*
Joseph I Waldner	N/A*
Gary S Waldner	N/A*
Lina J Wipf	N/A*
Jacob M Waldner	N/A*
William W Waldner	N/A*
Chris B Kleinsasser	N/A*
Abigail B Kleinsasser	N/A*
Mike M Kleinsasser	N/A*
Jason T Waldner	N/A*
Marie W Waldner	N/A*
Adam B Kleinsasser	N/A*
Brendon B Kleinsasser	N/A*
Jace J Waldner	N/A*
Benjamin B Kleinsasser	N/A*
Adrin G Waldner	N/A*
Waylon J Waldner	N/A*

* According to USDA percentage shares for ownership may not reflect share of subsidy payments. EWG review shows that share information on file with USDA may not always equal 100 percent. Most recent percentage share information is from 2008. Future release of this information was barred by law in the 2008 Farm Bill.

Note: The information on conservation spending for 2010 is incomplete due to missing data from USDA's Natural Resource Conservation Service. Payment data currently are not included for the Environmental Quality Incentives Program, but will be added once NRCS makes it available.

The information provided for the Wetland Reserve Program (WRP) provides an inaccurate picture of how WRP payments are distributed. USDA's Natural Resource Conservation Service uses title companies as intermediaries to finalize wetlands easements under the Wetlands Reserve Program. As a result, the data provided to us shows large sums of money going to these title companies. In reality, the payments are ultimately distributed to landowners participating in the WRP.


Unfortunately, NRCS has not provided the data to show where these farms and wetlands are located or which farmers or landowners are enrolling in the program, so EWG is unable to allocate these large sums of money to individuals beyond the title companies. Therefore, these companies skew the conservation rankings and payment concentration, which EWG cannot avoid unless and until NRCS makes available the additional farm attribution data. Therefore, we have not included WRP payments in the 2010 data update.

Finally, we have separated data on farm commodity, disaster and conservation payments in order to provide a more accurate picture of top recipients and concentration of payments among the three main categories of USDA programs.

[illegible]

[Sign In](#) | [Cart](#) | [Newsletters](#)

1-800-MELISSA

[Products](#)[Solutions](#)[Downloads & Trials](#)[Support](#)[Resources](#)

Find the best solution for your business

- ✓ Direct Mail
- ✓ Contact Data Management
- ✓ Target Marketing
- ✓ Enterprise Data Quality

[Download](#)

Nonprofit Organization Lookup

Enter a 5-digit ZIP Code, organization name or 9-digit Tax ID

[Submit](#)


MOUNTAIN RIDGE FARMS INC	
In Care of Name	HAMILTON MISFELDT & CO
Address	PO BOX 417 VALIER, MT 59486-0417 MapG MapY MapV
IRS Subsection	501(d) - A religious and apostolic association.
Type of Organization	Corporation
Deductibility	Contributions are NOT deductible
Tax I.D. Number	810531756
Exempt Since	05-2009
Form 990 Requirement	Not required to file 990
Classification	Religion Related, Spiritual Development N.E.C.
Share with others information about this Nonprofit - like the web site, e-mail address, how to donate or any corrections to the data shown.	
Post a Message	

Messages

[How Can We Improve this Lookup?](#) | [Email to a Friend](#) | [Lookups Forum](#) | [Terms of Use](#)

MELISSA DATA

1-800-MELISSA

[Sign In](#) | [Cart](#) | [Newsletters](#) | [Search](#)[Products](#)[Solutions](#)[Downloads & Trials](#)[Support](#)[Resources](#)[Lookups](#)[Contact Us](#)

Find the best solution for your business

- ✓ Direct Mail
- ✓ Contact Data Management
- ✓ Target Marketing
- ✓ Enterprise Data Quality

Download

Nonprofit Organization Lookup

[Help](#)[Index](#)

Enter a 5-digit ZIP Code, organization name or 9-digit Tax ID

MOUNTAIN RIDGE FARMS INC	
In Care of Name	HAMILTON MISFELDT & CO
Address	PO BOX 417 VALIER, MT 59486-0417 MapG MapY MapV
IRS Subsection	501(d) - A religious and apostolic association.
Type of Organization	Corporation
Deductibility	Contributions are NOT deductible
Tax I.D. Number	810531756
Exempt Since	05-2009
Form 990 Requirement	Not required to file 990
Classification	Religion Related, Spiritual Development N.E.C.
Share with others information about this Nonprofit - like the web site, e-mail address, how to donate or any corrections to the data shown.	
<input type="button" value="Post a Message"/>	

Messages

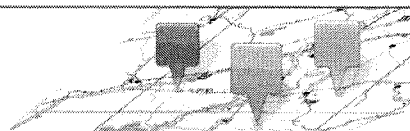
[How Can We Improve this Lookup?](#) | [Email to a Friend](#) | [Lookups Forum](#) | [Terms of Use](#)

MELISSA DATA[Sign In](#) | [Cart](#) | [Newsletters](#) | [Search](#)

1-800-MELISSA

[Products](#)[Solutions](#)[Downloads & Trials](#)[Support](#)[Resources](#)[Lookups](#)[Contact Us](#)**Free Lookups**[Home](#) > [Lookups](#) > Nonprofit Organization Lookup[Help](#)

Your best consumers are out there.
You just have to know where to look.

[Get Free Quote](#)

Enter a 5-digit ZIP Code,
organization name or 9-digit Tax ID

[Submit](#)**Use this LookUp to:**


- Find information on over 1.4 million registered nonprofit organizations in the United States
- Get organization name, assets, income, and IRS subsection
- Select organization for contact name and address, type of foundation and organization
- Get deductibility status, classification, Form 990, and more

MOUNTAIN RIDGE FARMS INC

In Care of Name	HAMILTON MISFELDT & CO
Address	PO BOX 417 VALIER, MT 59486-0417 MapG MapY MapV
IRS Subsection	501(d) - A religious and apostolic association.
Type of Organization	Corporation
Deductibility	Contributions are NOT deductible
Tax I.D. Number	810531756
Exempt Since	05-2009
Form 990 Requirement	Not required to file 990
Classification	Religion Related, Spiritual Development N.E.C.

Share with others information about this Nonprofit - like the web site, e-mail address, how to donate or any corrections to the data shown.


[Post a Message](#)**Messages**[How Can We Improve this Lookup?](#) | [Send to a Friend](#) | [Lookups Forum](#) | [Terms of Use](#)



Find out why **Priority Mail®**
Flat Rate Boxes are *A simpler way to ship.*

©2009 United States Postal Service. Eagle symbol and logotype are registered trademarks of the United States Postal Service.

LEARN MORE ▶



[Home](#) | [About Us](#) | [myManta](#) | [FAQ](#) | [View Cart](#) | [My Profile](#)

Login:

Not a member? [Learn more.](#)

Wednesday, Oct. 21, 2009
63,778,867 companies



**Free Subscription to
Industrial Market Trends**

COMPANIES: U.S., Australia, Canada, U.K., Worldwide

RESOURCES: Video, Jobs, Reports, White Papers | **JOIN US:** Twitter, Facebook

U.S. business name, category, location...

Search

BUSINESS CENTERS: Small Biz, Sales Expertise, HR, Travel, Career, Tech

U.S. » Valier, MT » Agriculture » General Farms, Primarily Crop » Farms » Birch Creek Colony

Birch Creek Colony (Mountain Ridge Farms Inc*)

Is this your company?

These Members Work Here

900 Birch Creek Colony Rd
Valier, MT 59486-5445

[Claim This Profile](#)



**Do you?
SAY SO**

Phone: (406) 279-3586

Website: Information not found (?)

Ads by Google

[AIS Insurance - Official](#) Get your Free AIS insurance quote instantly! Get started now.

[Auto Insurance](#) Includes #1 Emergency Road Service. Great low rates. Get a free quote.

The ads are not affiliated with Birch Creek Colony

Business Categories

Churches in Valier, MT
General Crop Farm*, Religious Organization

Birch Creek Colony Business Information [Claim This Profile](#)

Birch Creek Colony is a private company categorized under Farms and located in Valier, MT. Our records show it was established in 2000* and incorporated in Montana*. Current estimates show this company has an annual revenue of unknown and employs a staff of approximately 50 to 99.


Also Does Business As

Mountain Ridge Farms Inc*

HQ, Branch or Single Location

Single Location


Annual Sales (Estimated)

 [View Details](#)

Employees (Estimated)

50 to 99

D&B: 1*



SIC Code and Description

 [View Details](#)

NAICS Code and Description

813110, Religious Organization

Products, Services and Brands

Information not found (?)

State of Incorporation

Montana*

Years in Business

9*

Company Contacts

Contact Name	Gender	
Issac Waldner , Religious Leader	M	Claim This Profile

Click on the [reports](#) tab at the top of the page to research company background, detailed company profile, credit and financial reports for Birch Creek Colony.

*Data provided by D&B. © Dun and Bradstreet, Inc. All rights Reserved.

is considered to be:

(Choose one)

\$

150% of salary

\$\$

350% of salary

\$\$\$

450% of salary

monster.com
Your calling is calling™

Related Links

[Other companies named Birch Creek Colony](#)

[Companies in this industry](#)

[Jobs in Valier, MT](#)

Recent Visitors



YOU
JOIN NOW



Bill Murray

Companies by Location: Valier, Montana

[Home](#)[Notifications](#)[Reach Us](#)

Keep our server humming, Donate.

HUTTERITE CONTACTS

GO TO MAIN INDEX

- L Baildon, Moose Jaw, SK S6H 4P6
- S Baker, Mac Gregor, MB R0H 0R0
- S Barickman, Cartier, MB R4K 1B8
- L Beechy, Beechy, SK S0L 0C0
- D Beiseker, Beiseker, AB T0M 0G0
- D Belle Plaine, Belle Plaine, SK S0G 0G0
- L Bench, Shaunavon, SK S0N 2M0
- D Bentley, Blackfalds, AB T0M 0J0
- D Berry Creek, Hanna, AB T0J 1P0
- L Big Bend, Cardston, AB T0K 0K0
- D Big Rose, Biggar, SK S0K 0M0
- L Big Sky, Cut Bank, MT 59427
- S Big Stone, Graceville, MN 56240-4715
- L Big Stone, Sand Coulee, MT 59472
- L Birch Creek, Valier, MT 59486-5445
- D Birch Hills, Wanham, AB T0H 3P0
- S Bloomfield, Westbourne, MB R0H 1P0
- S Blooming Prairie, Graysville, MB R0G 1H0
- S Blue Clay, Arnaud, MB R0A 0B0
- D Blue Ridge, Mountain View, AB T0K 1N0
- D Blue Sky, Drumheller, AB T0J 0Y0
- L Bluegrass, Warner, AB T0K 2L0
- S Blumengard, Faulkton, SD 57438-9302
- S Blumengart, Plum Coulee, MB R0G 1R0
- S Bon Homme, Elie, MB R0H 0H0
- S Bon Homme, Tabor, SD 57063-6503
- L Bone Creek, Gull Lake, SK S0N 1A0

Birch Creek Lehrerleut
 900 Birch Creek Colony Rd.
 Valier, MT 59486-5445

Established From New Elm Spring, Magrath, AB T0K 1J0

Manager John Kleinsasser

406-279-3587

fax 3543

Minister Ike Waldner

406-279-3586 Ext. 101

School 3430

fax 3328

Switchboard 406-279-3586

106 Annie&Clara J. K.

306 Annie Sara Waldner

403 Ben Emma Kleins.

404 Chris Elizabeth Wa.

308 David Leona Kleins.

208 Don Dora Waldner

105 Edward Elizabeth K.

207 George Annie Wa.

104 George Magdalena Wa.

101 Isaac Elizabeth Wa. *Min*

307 Jacob Mary Waldner

402 Jerry Laura Waldner

203 Joe Brenda Waldner

401 John Annie Kl. *Mgr.*

205 John June Waldner

206 Julius Katie Waldner

102 Justina I. Waldner

103 Leonard Christina Wa.

202 Martin Elsie Kleins.

302 Mike M. Kleinsasser

406 Paul Julia Waldner

204 Peter Linda Kleins.

S Boundary Lane, Elkhorn, MB R0M
 ONO
 L Bow City, Brooks, AB T1R 1E1
 D Box Elder, Maple Creek, SK S0N 1N0
 L Brant, Brant, AB T0L 0L0
 S Brantwood, Oakville, MB R0H 0Y0
 S Brentwood, Faulkton, SD 57438
 S Brightstone, Lac Du Bonnet, MB R0E
 1A0
 L Britestone, Carbon, AB T0M 0L0
 S Broad Valley, Arborg, MB R0C 0A0
 S Brocket, Pincher Creek, AB T0K 1W0
 L Butte, Bracken, SK S0N 0G0
 D Byemoor, Byemoor, AB T0J 0L0

407 Reuben Elizabeth Wa. Min.
 301 Sam Sarah Waldner
 108 Tobias Rachel Wa.
 304 William Dorothy Kl.
 201 William Dorothy Wa.
 606 Blacksmith Shop
 603 Carpenter Shop
 608 Chicken Barn
 607 Dairy Barn
 600 Electrical Shop
 605 Farm Shop
 612 Feed Mill
 614 Finisher Barn
 508 Greenhouse
 509 German School
 611 Hog Barns/Office
 503 Kindergarten
 501 Kitchen
 502 Laundry
 601 Mechanic Shop
 604 Plumbing Shop
 610 Poultry Barn
 507 Root Cellar
 506 Slaughterhouse
 602 Tractor Shop

Contact Information for Farms as USDA farm subsidy recipients
Subject: Mountain Ridge Farms Inc, Valier, MT 59486
(note: name confirmed as a Hutterite colony)

> Contact Information

1) IRS data

Address:

Mountain Ridge Farms Inc
PO Box 417
Valier, MT 59486-0417

2) Manta data

Phone: [406-279-3586]

Address:

Birch Creek Colony
900 Birch Creek Colony Rd
Valier, MT 59486-5445

Note:

Data is for Birch Creek Colony.

Manta data indicates [Birch Creek Colony also does business as Mountain Ridge Farms Inc]

3) Hutterite Directory

Phone:

1) Ike Waldner, Minister: [406-279-3586 ext. 101]

2) John Kleinsasser, Manager: [406-279-3587]

3) Switchboard: [406-279-3586]

Address:

Birch Creek Colony
900 Birch Creek Colony Rd.
Valier, MT 59486-5445

Address verification results from [www.melissadata.com]:

1) For (1) IRS data: address verified

2) For (2) Manta data: address verified

3) For (3) Hutterite Directory:

Address verified for:

900 Birch Creek Colony Rd
Valier, MT 59486-5445



MAPQUEST

Notes

Map of Valier, MT



[All rights reserved. Use subject to License/Copyright](#) | [Map Legend](#)

Directions and maps are informational only. We make no warranties on the accuracy of their content, road conditions or route usability or expeditiousness. You assume all risk of use. MapQuest and its suppliers shall not be liable to you for any loss or delay resulting from your use of MapQuest. Your use of MapQuest means you agree to our [Terms of Use](#)

List of Evidence for Farms as USDA farm subsidy recipients

(note: farm may be a Hutterite colony)

Subject: North Side Farm Inc, Valier, MT 59486

Location by State: Montana

Form and Version of Evidence: Original Evidence (Long Form)

Timeframe of Evidence as Webpages: 2011-2012

Topic: Original Evidence (Long Form) includes Findings and Conclusion

Section LF. List of Evidence (original evidence, long form)

1) EWG dataset (7/23/2011) for data 1995-2010 from [<http://farm.ewg.org/>]

a) 'Search Result' webpage

URL: [<http://farm.ewg.org/addrsearch.php?s=yup&stab=US&zip=&last=&first=&stab=AL&fulln...>]

b) 'Farm Location(s)' webpage

URL: [<http://farm.ewg.org/persondetail.php?custnumber=A11250009&summlevel=address>]

c) 'Summary' webpage(s)

URL: [<http://farm.ewg.org/persondetail.php?custnumber=A11250009>]

d) 'Programs' webpage(s)

URL: [<http://farm.ewg.org/persondetail.php?custnumber=A11250009&summlevel=detail>]

e) 'Ownership Interest(s)' webpage(s)

URL: [<http://farm.ewg.org/persondetail.php?custnumber=A11250009&summlevel=whois>]

Data:

1) Hutterite surnames found with USDA ownership shares data (2010):
[Kleinsasser, Wurtz]

(note: for verification of Hutterite surnames refer to the webpage 'Surnames of Founding Families' at [<http://www.feefhs.org/links/hutterites/surnames.html>])

2) IRS Exempt Organization (EO) data webpage(s) from [www.irs.gov]

EO File URL: [<http://www.irs.gov/taxstats/charitablestats/article/0,,id=97186,00.html>]

EO File Date: (8/2/2012 is date EO file page was printed from the IRS website)

3) Melissa Data webpage(s) (7/23/2011) from [www.melissadata.com]

URL (7/23/2011): [<http://www.melissadata.com/lookups/np.asp?ein=810531394>]

4) Manta data webpage(s) from [www.manta.com]

URL: (evidence not included)

5) Hutterite Directory webpage(s)

From [www.cedrontech.com], or link from [www.hutterites.org]

URL: (evidence not included)

6) Contact Information page(s)

7) MapQuest webpage(s) (7/23/2011) from [www.mapquest.com]

List of Evidence for Farms as USDA farm subsidy recipients

(note: farm may be a Hutterite colony)

Subject: North Side Farm Inc, Valier, MT 59486

Location by State: Montana

Topic: Findings, for Section LF

(page 1)

Findings (for Section LF):

1:

North Side Farm Inc cannot be confirmed as a Hutterite colony and member of the Hutterian Brethren Church due to a lack of evidence. Hutterite surnames are found at North Side Farm Inc. Data for North Side Farm Inc for ID as a Hutterite colony:

1) Name: North Side Farm Inc, Valier, MT 59486

2) Hutterite surnames found with USDA ownership shares data (2010): Kleinsasser, Wurtz (note: for verification of Hutterite surnames refer to the webpage 'Surnames of Founding Families' at [<http://www.feefhs.org/links/hutterites/surnames.html>])

3) IRS EO/BMF data:

a) Name: North Side Farm Inc, Valier, MT 59486-0000

b) IRC Section:

1) IRM Table: 501(d) Apostolic and religious organization

2) SOI Table: 501(d) Apostolic and Religious Org.

2(a):

IRS EO/BMF data found and the organization name and location are the same as the USDA business name and location.

USDA Business Name and Location:

[North Side Farm Inc, Valier, MT 59486]

IRS Organization Name and Location:

[North Side Farm Inc, Valier, MT 59486-0000]

The IRC section is '501(d) Apostolic and religious organization' and the ruling date is 12/2009.

North Side Farm Inc, Valier, MT 59486, is confirmed as a tax-exempt nonprofit religious organization during the timeframe 1995-2010 when the organization received USDA farm subsidies.

2(b):

'Summary' data shows that the farm subsidy payment data for the calculation of the USDA farm subsidy total for 1995-2010 applies to 2000-2010.

3:

Comparison of IRS EO/BMF data with Melissa Data data:

[Data Date: (IRS 8/2/2012), (Melissa Data 7/23/2011)]

[Data: EIN, Organization Name, Location by State, IRC Section, Ruling Date]

[810531394, North Side Farm Inc, MT, 501(d), 12/2009 = IRS]

[810531394, North Side Farm Inc, MT, 501(d), 12-2009 = Melissa Data]

Comparison of data demonstrates all data is the same basic data.

List of Evidence for Farms as USDA farm subsidy recipients

(note: farm may be a Hutterite colony)

Subject: North Side Farm Inc, Valier, MT 59486

Location by State: Montana

Topic: Findings, for Section LF

(page 2)

4:

IRS EO/BMF data indicates the organization is not required to file Form 990. Data from Melissa Data for the same organization indicates the organization is not required to file Form 990. The organization is classified as IRC section 501(d) and files Form 1065 so the data for Form 990 is correct.

5:

Dataset for timeframe 1995-2010:

Identity of USDA farm subsidy recipient:

[North Side Farm Inc, Valier, MT 59486]

USDA farm subsidy total:

- 1) Subsidy Total 1995-2010: \$1,161,783.92 (note: exact calculation)
- 2) Subsidy Payments 1995-2010 Total: \$1,161,784 (note: rounded off calculation)
- 3) 'Summary' data shows that the farm subsidy payment data for the calculation of the USDA farm subsidy total for 1995-2010 applies to 2000-2010. So, a calculation for financial compensation will need to consider the ruling date 12/2009.
- 4) 'Summary' data for Total USDA Subsidies 2010: \$101,669

IRS EO/BMF data (8/2/2012):

1) Name:

[North Side Farm Inc, 600 Kingsbury Rd, Valier, MT 59486-0000]

2) Employer Identification Number (EIN): 810531394

3) IRC Section: 501(d) Apostolic and religious organization

4) Ruling Date: 12/2009

Melissa Data (7/23/2011):

1) Name:

[North Side Farm Inc, 600 Kingsbury Rd, Valier, MT 59486-0000]

2) Tax I.D. Number: 810531394

3) IRS Subsection: 501(d) - A religious and apostolic association.

4) Exempt Since: 12-2009

Operating As: Farm as a tax-exempt nonprofit religious organization

List of Evidence for Farms as USDA farm subsidy recipients

(note: farm may be a Hutterite colony)

Subject: North Side Farm Inc, Valier, MT 59486

(note: name not confirmed as a Hutterite colony)

Location by State: Montana

Status: Confirmed as EO (Exempt Organization)

Topic: Conclusion, for Section LF

(page 1)

Conclusion (for Section LF):

1(a):

North Side Farm Inc, Valier, MT 59486, is confirmed as a tax-exempt nonprofit religious organization during the timeframe 1995-2010 when the organization received USDA farm subsidies. The organization's IRC section is '501(d) Apostolic and religious organization' and the ruling date is 12/2009.

1(b):

'Summary' data shows that the farm subsidy payment data for the calculation of the USDA farm subsidy total for 1995-2010 applies to 2000-2010.

2:

Dataset for timeframe 1995-2010:

Identity of USDA farm subsidy recipient:

[North Side Farm Inc, Valier, MT 59486]

USDA farm subsidy total:

1) Subsidy Total 1995-2010: \$1,161,783.92 (note: exact calculation)

2) Subsidy Payments 1995-2010 Total: \$1,161,784 (note: rounded off calculation)

3) 'Summary' data shows that the farm subsidy payment data for the calculation of the USDA farm subsidy total for 1995-2010 applies to 2000-2010. So, a calculation for financial compensation will need to consider the ruling date 12/2009.

4) 'Summary' data for Total USDA Subsidies 2010: \$101,669

IRS EO/BMF data (8/2/2012):

1) Name:

[North Side Farm Inc, 600 Kingsbury Rd, Valier, MT 59486-0000]

2) Employer Identification Number (EIN): 810531394

3) IRC Section: 501(d) Apostolic and religious organization

4) Ruling Date: 12/2009

Melissa Data (7/23/2011):

1) Name:

[North Side Farm Inc, 600 Kingsbury Rd, Valier, MT 59486-0000]

2) Tax I.D. Number: 810531394

3) IRS Subsection: 501(d) - A religious and apostolic association.

4) Exempt Since: 12-2009

Operating As: Farm as a tax-exempt nonprofit religious organization

List of Evidence for Farms as USDA farm subsidy recipients

(note: farm may be a Hutterite colony)

Subject: North Side Farm Inc, Valier, MT 59486

(note: name not confirmed as a Hutterite colony)

Location by State: Montana

Status: Confirmed as EO (Exempt Organization)

Topic: Conclusion, for Section LF

(page 2)

3:

Identification data:

Name: North Side Farm Inc, Valier, MT 59486

IRS EO/BMF data: North Side Farm Inc, 600 Kingsbury Rd, Valier, MT 59486-0000

4:

Recommendation:

> Step 1

Determine if organization is a Hutterite colony.

Name: North Side Farm Inc, Valier, MT 59486

Hutterite surnames found with USDA ownership shares data (2010): Kleinsasser, Wurtz

IRS EO/BMF data:

[Name: North Side Farm Inc, 600 Kingsbury Rd, Valier, MT 59486-0000]

[IRC Section: 501(d) Apostolic and religious organization]



EWG Farm Subsidy Database

Corporate Subsidy Recipients 1 to 1 of 1 in Montana

Business Name: **NORTH SIDE**

Rank	Name	Location	Subsidy Total 1995-2010
1	North Side Farm Inc	Valier, MT 59486	\$ 1,161,783.92

Note: The information on conservation spending for 2010 is incomplete due to missing data from USDA's Natural Resource Conservation Service. Payment data currently are not included for the Environmental Quality Incentives Program, but will be added once NRCS makes it available.

The information provided for the Wetland Reserve Program (WRP) provides an inaccurate picture of how WRP payments are distributed. USDA's Natural Resource Conservation Service uses title companies as intermediaries to finalize wetlands easements under the Wetlands Reserve Program. As a result, the data provided to us shows large sums of money going to these title companies. In reality, the payments are ultimately distributed to landowners participating in the WRP.

Unfortunately, NRCS has not provided the data to show where these farms and wetlands are located or which farmers or landowners are enrolling in the program, so EWG is unable to allocate these large sums of money to individuals beyond the title companies. Therefore, these companies skew the conservation rankings and payment concentration, which EWG cannot avoid unless and until NRCS makes available the additional farm attribution data. Therefore, we have not included WRP payments in the 2010 data update.

Finally, we have separated data on farm commodity, disaster and conservation payments in order to provide a more accurate picture of top recipients and concentration of payments among the three main categories of USDA programs.

USDA subsidy information for **North Side Farm Inc****Addresses on file with USDA for North Side Farm Inc**

USDA county office from which subsidies were paid:	Subsidy Payments 1995-2010	Most recent address on file in USDA county office
Pondera County, Montana	\$1,161,784	North Side Farm Inc Valier, MT 59486
Total	\$1,161,784	

Note: The information on conservation spending for 2010 is incomplete due to missing data from USDA's Natural Resource Conservation Service. Payment data currently are not included for the Environmental Quality Incentives Program, but will be added once NRCS makes it available.

The information provided for the Wetland Reserve Program (WRP) provides an inaccurate picture of how WRP payments are distributed. USDA's Natural Resource Conservation Service uses title companies as intermediaries to finalize wetlands easements under the Wetlands Reserve Program. As a result, the data provided to us shows large sums of money going to these title companies. In reality, the payments are ultimately distributed to landowners participating in the WRP.

Unfortunately, NRCS has not provided the data to show where these farms and wetlands are located or which farmers or landowners are enrolling in the program, so EWG is unable to allocate these large sums of money to individuals beyond the title companies. Therefore, these companies skew the conservation rankings and payment concentration, which EWG cannot avoid unless and until NRCS makes available the additional farm attribution data. Therefore, we have not included WRP payments in the 2010 data update.

Finally, we have separated data on farm commodity, disaster and conservation payments in order to provide a more accurate picture of top recipients and concentration of payments among the three main categories of USDA programs.

North Side Farm Inc received payments totaling \$1,161,784 from 1995 through 2010

Year	Conservation Subsidies	Disaster Subsidies	Commodity Subsidies	Total USDA Subsidies 1995-2010
1995	\$0	\$0	\$0	\$0
1996	\$0	\$0	\$0	\$0
1997	\$0	\$0	\$0	\$0
1998	\$0	\$0	\$0	\$0
1999	\$0	\$0	\$0	\$0
2000	\$1,714	\$0	\$152,002	\$153,716
2001	\$0	\$80,000	\$86,637	\$166,637
2002	\$3,787	\$0	\$40,000	\$43,787
2003	\$0	\$83,250	\$68,675	\$151,925
2004	\$0	\$0	\$125,945	\$125,945
2005	\$0	\$31,230	\$75,239	\$106,468
2006	\$0	\$0	\$115,550	\$115,550
2007	\$0	\$0	\$44,345	\$44,345
2008	\$0	\$80,000	\$40,000	\$120,000
2009	\$0	\$0	\$31,742	\$31,742
2010	\$0	\$0	\$101,669	\$101,669
Total	\$5,501	\$274,480	\$881,803	\$1,161,784

Crop Summary for North Side Farm Inc

Crop	Payments 1995-2010
Barley Subsidies**	\$337,260
Wheat Subsidies**	\$302,312
Dry Pea Subsidies	\$99,196
Canola Subsidies**	\$9,593
Livestock Subsidies	\$4,933

Note: The information on conservation spending for 2010 is incomplete due to missing data from USDA's Natural Resource Conservation Service. Payment data currently are not included for the Environmental Quality Incentives Program, but will be added once NRCS makes it available.

The information provided for the Wetland Reserve Program (WRP) provides an inaccurate picture of how WRP payments are distributed. USDA's Natural Resource Conservation Service uses title companies as intermediaries to finalize wetlands easements under the Wetlands Reserve Program. As a result, the data provided to us shows large

USDA subsidy information for **North Side Farm Inc****Payment Breakdown**

Subsidy Program	Total Payments 1995-2010
Total USDA - Subsidies	\$1,161,784
<i>Subtotal, Farming Subsidies</i>	\$881,803
<i>Subtotal, Conservation Programs</i>	\$5,501
<i>Subtotal, Disaster Payments</i>	\$274,480

Commodity subsidy breakdown

Subsidy Program	Total Payments 1995-2010
Subtotal, Farming Subsidies	\$881,803
<i>Total Direct Payments</i>	\$243,821
Direct Payment - Barley	\$90,727
Direct Payment - Wheat	\$153,094
<i>Total Counter Cyclical Payments</i>	\$19,378
Counter Cyclical Payment - Barley	\$19,378
Counter Cyclical Payment - Wheat	\$0
<i>Average Crop Revenue Election Program (ACRE)</i>	\$133,411
ACRE - Direct Payments	\$63,497
ACRE - Revenue Support	\$69,914
<i>Production Flexibility Contracts</i>	\$113,262
Production Flexibility - Barley	\$39,919
Production Flexibility - Wheat	\$73,343
<i>Mkt. Loss Asst. - Commodity Crops</i>	\$80,000
Market Loss Assistance - Barley	\$23,319
Market Loss Assistance - Wheat	\$56,681
<i>Oilseed Program</i>	\$1,406
Oilseed Program - Canola	\$1,406
<i>Loan Deficiency Payments</i>	\$182,471
Loan Deficiency - Barley	\$102,945
Loan Deficiency - Canola Oil	\$8,187
Loan Deficiency - Wheat	\$6,907
Loan Deficiency - Dry Peas	\$64,481
Loan Def. Refund - Dry Peas	\$-50

<i>Total Commodity Certificates</i>	\$29,620
Commodity Certificates - Barley	\$12,160
Commodity Certificates - Wheat	\$4,239
Commodity Certificates - Dry Peas	\$13,221
<i>Marketing Loan Gains</i>	\$70,355
Market Gains Farm - Barley	\$48,812
Market Gains Farm - Dry Peas	\$21,543
<i>Misc. Farm - Subsidies</i>	\$32
Interest Penalty Payments	\$32
<i>Hard Winter Wheat Incentive Program</i>	\$8,048
Hard Winter Wheat Incentive Payment	\$8,048

Conservation subsidy breakdown

Subsidy Program	Total Payments 1995-2010
Subtotal, Conservation Programs	\$5,501
<i>Emergency Conservation</i>	\$5,501
Emergency Conservation - Drought	\$5,501

Disaster subsidy breakdown

Subsidy Program	Total Payments 1995-2010
Subtotal, Disaster Payments	\$274,480
<i>Misc. Disaster Payments</i>	\$269,547
Crop Disaster - Program	\$255,317
Quality Losses Program	\$14,230
<i>Livestock Disaster / Emergency</i>	\$4,933
Emergency Livestock Feed Assistance	\$4,933

Note: The information on conservation spending for 2010 is incomplete due to missing data from USDA's Natural Resource Conservation Service. Payment data currently are not included for the Environmental Quality Incentives Program, but will be added once NRCS makes it available

The information provided for the Wetland Reserve Program (WRP) provides an inaccurate picture of how WRP payments are distributed. USDA's Natural Resource Conservation Service uses title companies as intermediaries to finalize wetlands easements under the Wetlands Reserve Program. As a result, the data provided to us shows large sums of money going to these title companies. In reality, the payments are ultimately distributed to landowners participating in the WRP.

Unfortunately, NRCS has not provided the data to show where these farms and wetlands are located or which farmers or landowners are enrolling in the program, so EWG is unable to allocate these large sums of money to individuals beyond the title companies. Therefore, these companies skew the conservation rankings and payment concentration, which EWG cannot avoid unless and until NRCS makes available the additional farm attribution data. Therefore, we have not included WRP payments in the 2010 data update.

Finally, we have separated data on farm commodity, disaster and conservation payments in order to provide a more accurate picture of top recipients and concentration of payments among the three main categories of USDA programs.

USDA subsidy information for **North Side Farm Inc****Ownership shares for North Side Farm Inc**

Pick year for ownership information

USDA county office/Ownership:	Percentage Share*
North Side Farm Inc	
ownership information from 2010	
Pondera County, Montana	
Anna J Kleinsasser	N/A*
Susanna J Kleinsasser	N/A*
John S Kleinsasser	N/A*
Edward S Kleinsasser	N/A*
Mary J Kleinsasser	N/A*
Rebecca J Kleinsasser	N/A*
Daniel S Kleinsasser	N/A*
Joseph S Kleinsasser	N/A*
Peter M Kleinsasser	N/A*
Steven M Kleinsasser	N/A*
Judy J Kleinsasser	N/A*
Jerry D Kleinsasser	N/A*
Ned J Wurtz	N/A*
Jason J Wurtz	N/A*
Miriam D Kleinsasser	N/A*
Joseph J B Kleinsasser	N/A*
Clara E Kleinsasser	N/A*
Alida J Kleinsasser	N/A*
Levi E Kleinsasser	N/A*
Anna J R Kleinsasser	N/A*
Clara A Wurtz	N/A*
Julia D Kleinsasser	N/A*
Lisa J Kleinsasser	N/A*
Marcus J Kleinsasser	N/A*
Edna S Kleinsasser	N/A*
Daniel J Kleinsasser	N/A*

<u>Timothy J Kleinsasser</u>	N/A*
<u>Juliann J Kleinsasser</u>	N/A*
<u>Jeremy Kleinsasser</u>	N/A*
<u>Marian P Kleinsasser</u>	N/A*
<u>Kevin J Kleinsasser</u>	N/A*
<u>Karen P Kleinsasser</u>	N/A*
<u>Dora S Kleinsasser</u>	N/A*
<u>Leona P Kleinsasser</u>	N/A*
<u>David S Kleinsasser</u>	N/A*
<u>Albert N Wurtz</u>	N/A*
<u>Jacob S Kleinsasser</u>	N/A*
<u>Kalya P Kleinsasser</u>	N/A*
<u>Jethro M Kleinsasser</u>	N/A*
<u>Susanna M Kleinsasser</u>	N/A*
<u>Jaden S Kleinsasser</u>	N/A*
<u>Melissa N Wurtz</u>	N/A*
<u>Marian P Wurtz</u>	N/A*
<u>Shannara D Kleinsasser</u>	N/A*
<u>Barbara J Wurtz</u>	N/A*

* According to USDA percentage shares for ownership may not reflect share of subsidy payments. EWG review shows that share information on file with USDA may not always equal 100 percent. Most recent percentage share information is from 2008. Future release of this information was barred by law in the 2008 Farm Bill.

Note: The information on conservation spending for 2010 is incomplete due to missing data from USDA's Natural Resource Conservation Service. Payment data currently are not included for the Environmental Quality Incentives Program, but will be added once NRCS makes it available.

The information provided for the Wetland Reserve Program (WRP) provides an inaccurate picture of how WRP payments are distributed. USDA's Natural Resource Conservation Service uses title companies as intermediaries to finalize wetlands easements under the Wetlands Reserve Program. As a result, the data provided to us shows large sums of money going to these title companies. In reality, the payments are ultimately distributed to landowners participating in the WRP.

Unfortunately, NRCS has not provided the data to show where these farms and wetlands are located or which farmers or landowners are enrolling in the program, so EWG is unable to allocate these large sums of money to individuals beyond the title companies. Therefore, these companies skew the conservation rankings and payment concentration, which EWG cannot avoid unless and until NRCS makes available the additional farm attribution data. Therefore, we have not included WRP payments in the 2010 data update.

Finally, we have separated data on farm commodity, disaster and conservation payments in order to provide a more accurate picture of top recipients and concentration of payments among the three main categories of USDA programs.

[illegible]

MELISSA DATA[Sign In](#) | [Cart](#) | [Newsletters](#) | [Search](#)

1-800-MELISSA

[Products](#)[Solutions](#)[Downloads & Trials](#)[Support](#)[Resources](#)[Lookups](#)[Contact Us](#)[Free Lookups](#)[Home](#) > [Lookups](#) > **Nonprofit Organization Lookup**[Help](#)

Scouting leads for your next direct-mail campaign?
Get free counts, super selects, purchase and download in minutes.

[Start Here](#)

Enter a 5-digit ZIP Code,
organization name or 9-digit Tax ID

Use this LookUp to:

- Find information on over 1.4 million registered nonprofit organizations in the United States
- Get organization name, assets, income, and IRS subsection
- Select organization for contact name and address, type of foundation and organization
- Get deductibility status, classification, Form 990, and more

NORTH SIDE FARM INC

	600 KINGSBURY RD
Address	VALIER, MT <u>59486-0000</u>
	MapG MapY MapV
IRS Subsection	501(d) - A religious and apostolic association.
Type of Organization	Corporation
Deductibility	Contributions are NOT deductible
Tax I.D. Number	810531394
Exempt Since	12-2009
Form 990 Requirement	Not required to file 990
Classification	Religion Related, Spiritual Development N.E.C.

Share with others information about this Nonprofit - like the web site, e-mail address, how to donate or any corrections to the data shown.

Messages[How Can We Improve this Lookup?](#) | [Send to a Friend](#) | [Lookups Forum](#) | [Terms of Use](#)

Contact Information for Farms as USDA farm subsidy recipients
Subject: North Side Farm Inc, Valier, MT 59486
(note: name not confirmed as a Hutterite colony)

> Contact Information

1) IRS data

Address:

North Side Farm Inc
600 Kingsbury Rd
Valier, MT 59486-0000

Address verification results from [www.melissadata.com]:

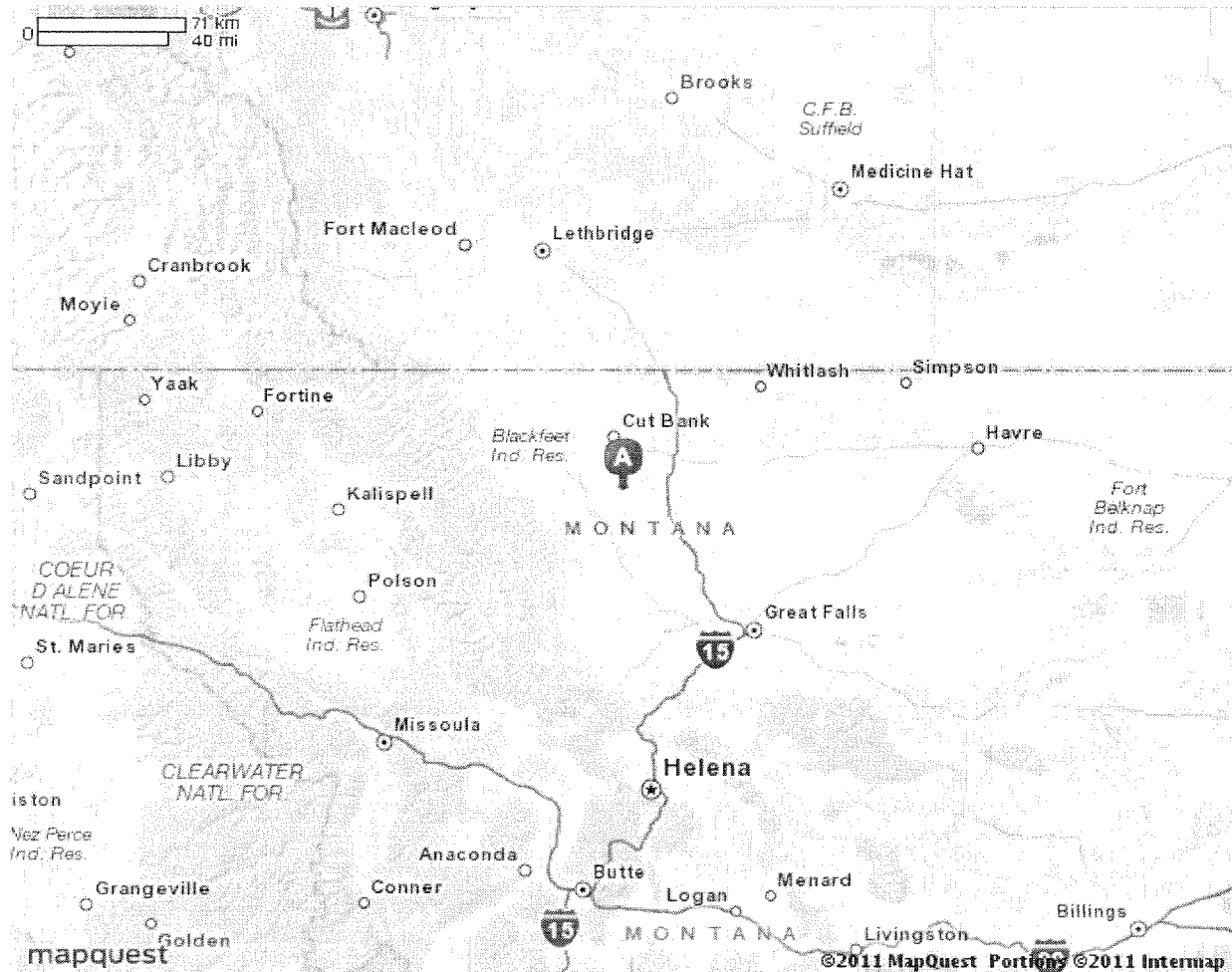
1) For (1) IRS data:

Address not verified. The street name 'Kingsbury' was not found.

X

MAPQUEST.

Notes

Map of Valier, MTAll rights reserved. Use subject to License/Copyright | [Map Legend](#)

Directions and maps are informational only. We make no warranties on the accuracy of their content, road conditions or route usability or expeditiousness. You assume all risk of use. MapQuest and its suppliers shall not be liable to you for any loss or delay resulting from your use of MapQuest. Your use of MapQuest means you agree to our [Terms of Use](#)

List of Evidence for Farms as USDA farm subsidy recipients

(note: farm may be a Hutterite colony)

Subject: Rainbow Farms Inc, Choteau, MT 59422

Location by State: Montana

Form and Version of Evidence: Original Evidence (Long Form)

Timeframe of Evidence as Webpages: 2009-2011

Topic: Original Evidence (Long Form) includes Findings and Conclusion

Section LF. List of Evidence (original evidence, long form)

1) EWG dataset (7/23/2011) for data 1995-2010 from [<http://farm.ewg.org/>]

a) 'Search Result' webpage

URL: [<http://farm.ewg.org/addrsearch.php?s=yup&stab=US&zip=&last=&first=&stab=AL&fulln...>]

b) 'Farm Location(s)' webpage

URL: [<http://farm.ewg.org/persondetail.php?custnumber=A11294036&summlevel=address>]

c) 'Summary' webpage(s)

URL: [<http://farm.ewg.org/persondetail.php?custnumber=A11294036>]

d) 'Programs' webpage(s)

URL: [<http://farm.ewg.org/persondetail.php?custnumber=A11294036&summlevel=detail>]

e) 'Ownership Interest(s)' webpage(s)

URL: [<http://farm.ewg.org/persondetail.php?custnumber=A11294036&summlevel=whois>]

URL: [<http://farm.ewg.org/persondetail.php?custnumber=A11301264>]

2) IRS Exempt Organization (EO) data webpage(s) from [www.irs.gov]

EO File URL: [<http://www.irs.gov/taxstats/charitablestats/article/0,,id=97186,00.html>]

EO File Date: (12/7/2009 is date EO file was downloaded from IRS website to CD)

3) Melissa Data webpage(s) (11/10/2009) and (7/23/2011) from [www.melissadata.com]

URL (11/10/2009): [<http://www.melissadata.com/lookups/np.asp?ein=810532062>]

URL (7/23/2011): [<http://www.melissadata.com/lookups/np.asp?ein=810532062>]

4) Manta data webpage(s) (11/10/2009) from [www.manta.com]

URL: [<http://www.manta.com/company/mtmc5vx>]

5) Hutterite Directory webpage(s)

From [www.cedrontech.com], or link from [www.hutterites.org]

URL: (evidence not included)

6) Contact Information page(s)

7) MapQuest webpage(s) (7/23/2011) from [www.mapquest.com]

List of Evidence for Farms as USDA farm subsidy recipients

(note: farm may be a Hutterite colony)

Subject: Rainbow Farms Inc, Choteau, MT 59422

Location by State: Montana

Topic: Findings, for Section LF

(page 1)

Findings (for Section LF):

1:

Rainbow Farms Inc cannot be confirmed as a Hutterite colony and member of the Hutterian Brethren Church due to a lack of evidence.

Data for Rainbow Farms Inc for ID as a Hutterite colony:

1) Name: Rainbow Farms Inc, Choteau, MT 59422

2) IRS EO/BMF data:

a) Name:

[Rainbow Farms Inc, Choteau, MT 59422-9107] (IRS 12/7/2009)

[Rainbow Farms Inc, Choteau, MT 59422-0000] (Melissa Data 7/23/2011)

b) IRC Section:

1) IRM Table: 501(d) Apostolic and religious organization

2) SOI Table: 501(d) Apostolic and Religious Org.

2(a):

IRS EO/BMF data found and the organization name and location are the same as the USDA business name and location.

USDA Business Name and Location:

[Rainbow Farms Inc, Choteau, MT 59422]

IRS Organization Name and Location:

[Rainbow Farms Inc, Choteau, MT 59422-9107] (IRS 12/7/2009)

[Rainbow Farms Inc, Choteau, MT 59422-0000] (Melissa Data 7/23/2011)

The IRC section is '501(d) Apostolic and religious organization' and the ruling date is 06/2009.

Rainbow Farms Inc, Choteau, MT 59422, is confirmed as a tax-exempt nonprofit religious organization during the timeframe 1995-2010 when the organization received USDA farm subsidies.

2(b):

'Summary' data shows that the farm subsidy payment data for the calculation of the USDA farm subsidy total for 1995-2010 applies to 2000-2010.

List of Evidence for Farms as USDA farm subsidy recipients

(note: farm may be a Hutterite colony)

Subject: Rainbow Farms Inc, Choteau, MT 59422

Location by State: Montana

Topic: Findings, for Section LF

(page 2)

3:

Comparison of IRS EO/BMF data with Melissa Data data:

[Data Date: (IRS 12/7/2009), (Melissa Data 11/10/2009, 7/23/2011)]

[Data: EIN, Organization Name, Location by State, IRC Section, Ruling Date]

[810532062, Rainbow Farms Inc, MT, 501(d), 06/2009 = IRS]

[810532062, Rainbow Farms Inc, MT, 501(d), 06-2009 = Melissa Data (11/10/2009)]

[810532062, Rainbow Farms Inc, MT, 501(d), 06-2009 = Melissa Data (7/23/2011)]

Comparison of data demonstrates all data is the same basic data.

Note:

The datasets show a different address for Rainbow Farms Inc but the EIN is the same for all of the datasets so the data is for the same organization.

4:

IRS EO/BMF data indicates the organization is not required to file Form 990. Data from Melissa Data for the same organization indicates the organization is not required to file Form 990. The organization is classified as IRC section 501(d) and files Form 1065 so the data for Form 990 is correct.

List of Evidence for Farms as USDA farm subsidy recipients

(note: farm may be a Hutterite colony)

Subject: Rainbow Farms Inc, Choteau, MT 59422

Location by State: Montana

Topic: Findings, for Section LF

(page 3)

5:

Dataset for timeframe 1995-2010:

Identity of USDA farm subsidy recipient:

[Rainbow Farms Inc, Choteau, MT 59422]

USDA farm subsidy total:

1) Subsidy Total 1995-2010: \$777,224.69 (note: exact calculation)

2) Subsidy Payments 1995-2010 Total: \$777,225 (note: rounded off calculation)

3) 'Summary' data shows that the farm subsidy payment data for the calculation of the USDA farm subsidy total for 1995-2010 applies to 2000-2010. So, a calculation for financial compensation will need to consider the ruling date 06/2009.

4) 'Summary' data for Total USDA Subsidies 2010: \$105,000

IRS EO/BMF data (12/7/2009):

1) Name:

[Rainbow Farms Inc, 204 18th Rd NE, Choteau, MT 59422-9107]

2) Employer Identification Number (EIN): 810532062

3) IRC Section: 501(d) Apostolic and religious organization

4) Ruling Date: 06/2009

Melissa Data (11/10/2009, 7/23/2011):

1) Name:

[Rainbow Farms Inc, 204 18th Rd NE, Choteau, MT 59422-9107] (11/10/2009)

[Rainbow Farms Inc, 204 18th Road NE, Choteau, MT 59422-0000] (7/23/2011)

2) Tax I.D. Number: 810532062

3) IRS Subsection: 501(d) - A religious and apostolic association.

4) Exempt Since: 06-2009

Operating As: Farm as a tax-exempt nonprofit religious organization

List of Evidence for Farms as USDA farm subsidy recipients

(note: farm may be a Hutterite colony)

Subject: Rainbow Farms Inc, Choteau, MT 59422

(note: name not confirmed as a Hutterite colony)

Location by State: Montana

Status: Confirmed as EO (Exempt Organization)

Topic: Conclusion, for Section LF

(page 1)

Conclusion (for Section LF):

1(a):

Rainbow Farms Inc, Choteau, MT 59422, is confirmed as a tax-exempt nonprofit religious organization during the timeframe 1995-2010 when the organization received USDA farm subsidies. The organization's IRC section is '501(d) Apostolic and religious organization' and the ruling date is 06/2009.

1(b):

'Summary' data shows that the farm subsidy payment data for the calculation of the USDA farm subsidy total for 1995-2010 applies to 2000-2010.

2:

Dataset for timeframe 1995-2010:

Identity of USDA farm subsidy recipient:

[Rainbow Farms Inc, Choteau, MT 59422]

USDA farm subsidy total:

1) Subsidy Total 1995-2010: \$777,224.69 (note: exact calculation)

2) Subsidy Payments 1995-2010 Total: \$777,225 (note: rounded off calculation)

3) 'Summary' data shows that the farm subsidy payment data for the calculation of the USDA farm subsidy total for 1995-2010 applies to 2000-2010. So, a calculation for financial compensation will need to consider the ruling date 06/2009.

4) 'Summary' data for Total USDA Subsidies 2010: \$105,000

IRS EO/BMF data (12/7/2009):

1) Name:

[Rainbow Farms Inc, 204 18th Rd NE, Choteau, MT 59422-9107]

2) Employer Identification Number (EIN): 810532062

3) IRC Section: 501(d) Apostolic and religious organization

4) Ruling Date: 06/2009

Melissa Data (11/10/2009, 7/23/2011):

1) Name:

[Rainbow Farms Inc, 204 18th Rd NE, Choteau, MT 59422-9107] (11/10/2009)

[Rainbow Farms Inc, 204 18th Road NE, Choteau, MT 59422-0000] (7/23/2011)

2) Tax I.D. Number: 810532062

3) IRS Subsection: 501(d) - A religious and apostolic association.

4) Exempt Since: 06-2009

Operating As: Farm as a tax-exempt nonprofit religious organization

List of Evidence for Farms as USDA farm subsidy recipients

(note: farm may be a Hutterite colony)

Subject: Rainbow Farms Inc, Choteau, MT 59422

(note: name not confirmed as a Hutterite colony)

Location by State: Montana

Status: Confirmed as EO (Exempt Organization)

Topic: Conclusion, for Section LF

(page 2)

3:

Identification data:

Name: Rainbow Farms Inc, Choteau, MT 59422

IRS EO/BMF data:

[Rainbow Farms Inc, 204 18th Rd NE, Choteau, MT 59422-9107] (IRS 12/7/2009)

[Rainbow Farms Inc, 204 18th Road NE, Choteau, MT 59422-0000] (Melissa Data 7/23/2011)

4:

Recommendation:

> Step 1

Determine if organization is a Hutterite colony.

Name: Rainbow Farms Inc, Choteau, MT 59422

IRS EO/BMF data:

[Name: Rainbow Farms Inc, 204 18th Rd NE, Choteau, MT 59422-9107]
(IRS 12/7/2009)

[Name: Rainbow Farms Inc, 204 18th Road NE, Choteau, MT 59422-0000]
(Melissa Data 7/23/2011)

[IRC Section: 501(d) Apostolic and religious organization]



EWG Farm Subsidy Database

Corporate Subsidy Recipients 1 to 1 of 1 in Montana

Business Name: RAINBOW FARMS INC

Rank	Name	Location	Subsidy Total 1995-2010
1	<u>Rainbow Farms Inc</u>	Choteau, MT 59422	\$ 777,224.69

Note: The information on conservation spending for 2010 is incomplete due to missing data from USDA's Natural Resource Conservation Service. Payment data currently are not included for the Environmental Quality Incentives Program, but will be added once NRCS makes it available.

The information provided for the Wetland Reserve Program (WRP) provides an inaccurate picture of how WRP payments are distributed. USDA's Natural Resource Conservation Service uses title companies as intermediaries to finalize wetlands easements under the Wetlands Reserve Program. As a result, the data provided to us shows large sums of money going to these title companies. In reality, the payments are ultimately distributed to landowners participating in the WRP.

Unfortunately, NRCS has not provided the data to show where these farms and wetlands are located or which farmers or landowners are enrolling in the program, so EWG is unable to allocate these large sums of money to individuals beyond the title companies. Therefore, these companies skew the conservation rankings and payment concentration, which EWG cannot avoid unless and until NRCS makes available the additional farm attribution data. Therefore, we have not included WRP payments in the 2010 data update.

Finally, we have separated data on farm commodity, disaster and conservation payments in order to provide a more accurate picture of top recipients and concentration of payments among the three main categories of USDA programs.

USDA subsidy information for **Rainbow Farms Inc****Addresses on file with USDA for Rainbow Farms Inc**

USDA county office from which subsidies were paid:	Subsidy Payments 1995-2010	Most recent address on file in USDA county office
Teton County, Montana	\$777,225	Rainbow Farms Inc Choteau, MT 59422
Total	\$777,225	

Note: The information on conservation spending for 2010 is incomplete due to missing data from USDA's Natural Resource Conservation Service. Payment data currently are not included for the Environmental Quality Incentives Program, but will be added once NRCS makes it available.

The information provided for the Wetland Reserve Program (WRP) provides an inaccurate picture of how WRP payments are distributed. USDA's Natural Resource Conservation Service uses title companies as intermediaries to finalize wetlands easements under the Wetlands Reserve Program. As a result, the data provided to us shows large sums of money going to these title companies. In reality, the payments are ultimately distributed to landowners participating in the WRP.

Unfortunately, NRCS has not provided the data to show where these farms and wetlands are located or which farmers or landowners are enrolling in the program, so EWG is unable to allocate these large sums of money to individuals beyond the title companies. Therefore, these companies skew the conservation rankings and payment concentration, which EWG cannot avoid unless and until NRCS makes available the additional farm attribution data. Therefore, we have not included WRP payments in the 2010 data update.

Finally, we have separated data on farm commodity, disaster and conservation payments in order to provide a more accurate picture of top recipients and concentration of payments among the three main categories of USDA programs.



Rainbow Farms Inc received payments totaling **\$777,225** from 1995 through 2010

Year	Conservation Subsidies	Disaster Subsidies	Commodity Subsidies	Total USDA Subsidies 1995-2010
1995	\$0	\$0	\$0	\$0
1996	\$0	\$0	\$0	\$0
1997	\$0	\$0	\$0	\$0
1998	\$0	\$0	\$0	\$0
1999	\$0	\$0	\$0	\$0
2000	\$0	\$0	\$121,150	\$121,150
2001	\$0	\$31,360	\$68,170	\$99,530
2002	\$2,439	\$13,753	\$35,391	\$51,583
2003	\$0	\$32,234	\$45,009	\$77,243
2004	\$0	\$0	\$67,542	\$67,542
2005	\$0	\$23,463	\$59,457	\$82,920
2006	\$0	\$0	\$53,821	\$53,821
2007	\$0	\$0	\$40,000	\$40,000
2008	\$0	\$6,436	\$40,000	\$46,436
2009	\$0	\$0	\$32,000	\$32,000
2010	\$0	\$0	\$105,000	\$105,000
Total	\$2,439	\$107,246	\$667,540	\$777,225

Crop Summary for Rainbow Farms Inc

Crop	Payments 1995-2010
Wheat Subsidies**	\$389,307
Barley Subsidies**	\$140,089
Canola Subsidies**	\$688
Oat Subsidies**	\$450

Note: The information on conservation spending for 2010 is incomplete due to missing data from USDA's Natural Resource Conservation Service. Payment data currently are not included for the Environmental Quality Incentives Program, but will be added once NRCS makes it available.

The information provided for the Wetland Reserve Program (WRP) provides an inaccurate picture of how WRP payments are distributed. USDA's Natural Resource Conservation Service uses title companies as intermediaries to finalize wetlands easements under the Wetlands Reserve Program. As a result, the data provided to us shows large sums of money going to these title companies. In reality, the payments are ultimately distributed to landowners participating in the WRP.

Unfortunately, NRCS has not provided the data to show where these farms and wetlands are located or which farmers or landowners are enrolling in the program, so EWG is unable to allocate these large sums of money to individuals.



USDA subsidy information for **Rainbow Farms Inc**

Payment Breakdown

Subsidy Program	Total Payments 1995-2010
Total USDA - Subsidies	\$777,225
<i>Subtotal, Farming Subsidies</i>	\$667,540
<i>Subtotal, Conservation Programs</i>	\$2,439
<i>Subtotal, Disaster Payments</i>	\$107,246

Commodity subsidy breakdown

Subsidy Program	Total Payments 1995-2010
Subtotal, Farming Subsidies	\$667,540
<i>Total Direct Payments</i>	\$244,703
Direct Payment - Barley	\$27,018
Direct Payment - Canola	\$688
Direct Payment - Wheat	\$216,997
<i>Total Counter Cyclical Payments</i>	\$13,158
Counter Cyclical Payment - Barley	\$13,158
<i>Average Crop Revenue Election Program (ACRE)</i>	\$137,000
ACRE - Direct Payments	\$64,000
ACRE - Revenue Support	\$73,000
<i>Production Flexibility Contracts</i>	\$100,284
Production Flexibility - Barley	\$22,750
Production Flexibility - Oats	\$214
Production Flexibility - Wheat	\$77,320
<i>Mkt. Loss Asst. - Commodity Crops</i>	\$71,945
Market Loss Assistance - Barley	\$15,860
Market Loss Assistance - Oats	\$236
Market Loss Assistance - Wheat	\$55,849
<i>Loan Deficiency Payments</i>	\$94,179
Loan Deficiency - Barley	\$61,303
Loan Deficiency - Wheat	\$32,875
<i>Misc. Farm - Subsidies</i>	\$6
Interest Penalty Payments	\$6
<i>Hard Winter Wheat Incentive Program</i>	\$6,265

Hard Winter Wheat Incentive Payment

\$6,265

Conservation subsidy breakdown

Subsidy Program	Total Payments 1995-2010
Subtotal, Conservation Programs	\$2,439
<i>Emergency Conservation</i>	\$2,439
Emergency Conservation - Drought	\$2,439

Disaster subsidy breakdown

Subsidy Program	Total Payments 1995-2010
Subtotal, Disaster Payments	\$107,246
<i>Misc. Disaster Payments</i>	\$107,246
Crop Disaster - Program	\$93,493
Quality Losses Program	\$13,753

Note: The information on conservation spending for 2010 is incomplete due to missing data from USDA's Natural Resource Conservation Service. Payment data currently are not included for the Environmental Quality Incentives Program, but will be added once NRCS makes it available.


The information provided for the Wetland Reserve Program (WRP) provides an inaccurate picture of how WRP payments are distributed. USDA's Natural Resource Conservation Service uses title companies as intermediaries to finalize wetlands easements under the Wetlands Reserve Program. As a result, the data provided to us shows large sums of money going to these title companies. In reality, the payments are ultimately distributed to landowners participating in the WRP.

Unfortunately, NRCS has not provided the data to show where these farms and wetlands are located or which farmers or landowners are enrolling in the program, so EWG is unable to allocate these large sums of money to individuals beyond the title companies. Therefore, these companies skew the conservation rankings and payment concentration, which EWG cannot avoid unless and until NRCS makes available the additional farm attribution data. Therefore, we have not included WRP payments in the 2010 data update.

Finally, we have separated data on farm commodity, disaster and conservation payments in order to provide a more accurate picture of top recipients and concentration of payments among the three main categories of USDA programs.

USDA subsidy information for **Rainbow Farms Inc**

Ownership shares for Rainbow Farms Inc

Pick year for ownership information 

USDA county office/Ownership:	Percentage Share*
Rainbow Farms Inc ownership information from 2008 Teton County, Montana	
<u>Members Of Rainbow Farms Inc</u>	100.00%

* According to USDA percentage shares for ownership may not reflect share of subsidy payments. EWG review shows that share information on file with USDA may not always equal 100 percent. Most recent percentage share information is from 2008. Future release of this information was barred by law in the 2008 Farm Bill.

Note: The information on conservation spending for 2010 is incomplete due to missing data from USDA's Natural Resource Conservation Service. Payment data currently are not included for the Environmental Quality Incentives Program, but will be added once NRCS makes it available.

The information provided for the Wetland Reserve Program (WRP) provides an inaccurate picture of how WRP payments are distributed. USDA's Natural Resource Conservation Service uses title companies as intermediaries to finalize wetlands easements under the Wetlands Reserve Program. As a result, the data provided to us shows large sums of money going to these title companies. In reality, the payments are ultimately distributed to landowners participating in the WRP.

Unfortunately, NRCS has not provided the data to show where these farms and wetlands are located or which farmers or landowners are enrolling in the program, so EWG is unable to allocate these large sums of money to individuals beyond the title companies. Therefore, these companies skew the conservation rankings and payment concentration, which EWG cannot avoid unless and until NRCS makes available the additional farm attribution data. Therefore, we have not included WRP payments in the 2010 data update.

Finally, we have separated data on farm commodity, disaster and conservation payments in order to provide a more accurate picture of top recipients and concentration of payments among the three main categories of USDA programs.

USDA subsidy information for **Members Of Rainbow Farms Inc**

Recipient's ownership share(s)

Recipient:	County	Percentage Share*
	Teton County, Montana	100.0 %
<u>Rainbow Farms Inc</u>	Teton County, Montana	100.0 %
	Teton County, Montana	100.0 %

* Most recent percentage share information is from 2008. According to USDA percentage shares for ownership may not reflect share of subsidy payments. EWG review shows that share information on file with USDA may not equal 100 percent.

Note: The information on conservation spending for 2010 is incomplete due to missing data from USDA's Natural Resource Conservation Service. Payment data currently are not included for the Environmental Quality Incentives Program, but will be added once NRCS makes it available.

The information provided for the Wetland Reserve Program (WRP) provides an inaccurate picture of how WRP payments are distributed. USDA's Natural Resource Conservation Service uses title companies as intermediaries to finalize wetlands easements under the Wetlands Reserve Program. As a result, the data provided to us shows large sums of money going to these title companies. In reality, the payments are ultimately distributed to landowners participating in the WRP.

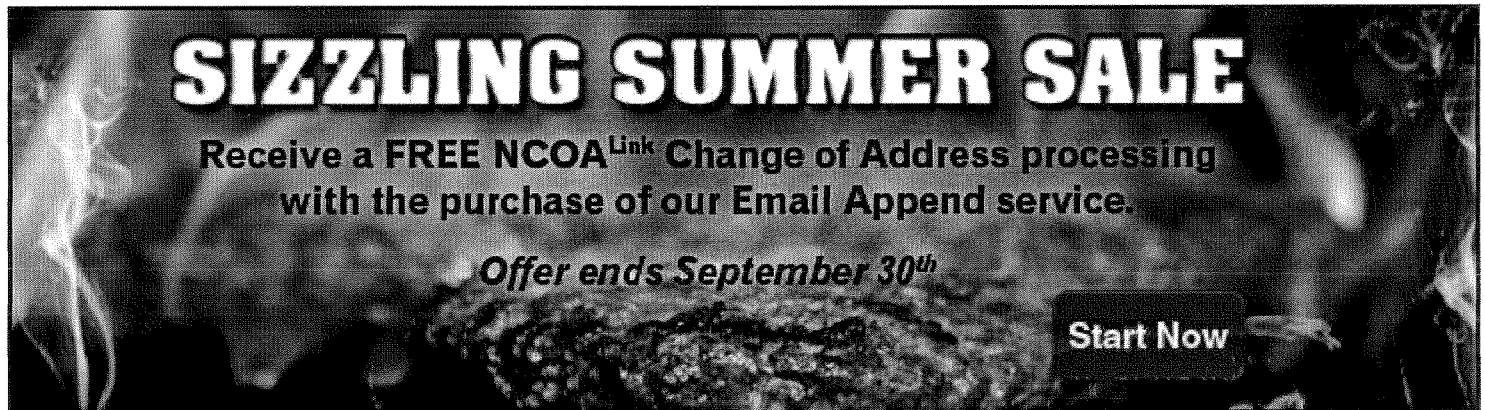
Unfortunately, NRCS has not provided the data to show where these farms and wetlands are located or which farmers or landowners are enrolling in the program, so EWG is unable to allocate these large sums of money to individuals beyond the title companies. Therefore, these companies skew the conservation rankings and payment concentration, which EWG cannot avoid unless and until NRCS makes available the additional farm attribution data. Therefore, we have not included WRP payments in the 2010 data update.

Finally, we have separated data on farm commodity, disaster and conservation payments in order to provide a more accurate picture of top recipients and concentration of payments among the three main categories of USDA programs.

810458745RAINBOW CENTER INC					
GIRARD RT BOX 5025	SIDNEY			MT59270-000000000331	
198903116408000000101000000	91000	12			
810532062RAINBOW FARMS INC					
204 18TH RD NE	CHOTEAU			MT59422-910700004031	
200906200000000000101000000	00000	12			
X99					
816014322RAINVILLE MEMORIAL CEMETERY ASSOCIATION					%
MABLE ULSHER PRES	PO BOX 96			BASIN	
MT59631-009600001332	194709100900000000132000000		93020	12	
593817721RAISE MONTANA					%
DOUGLAS M MITCHELL	PO BOX 1902			HELENA	
MT59624-190200000431	200605200000000000101000000		00010	12	
J05					
846285503RALPH AND MARTINA WALTON FOUNDATION					%
RALPH O WALTON III PRES	17 KINTLA WAY			KALISPELL	
MT59901-687100000332	19960310404000000010100000020081231001				
1200000000251970000000000767	B99Z				
810506248RANCH VIEW ESTATES WATER USERS ASSOCIATION					%
WILLIAM MULLETTE BAUER	PO BOX 9732			HELENA	
MT59604-973200001234	19970220025000000010100000020081243010				
1200000001145090000000050567	00000000050567				
810186166RANCHER DITCH CO					
38 WEBB RD	HYSHAM			MT59038-941600001232	
19230620023000000010100000020090143010	0100000001202570000000049474				
0000000049474					
810518665RANCHERS CATTLEMEN ACTION LEGAL FUND					
PO BOX 30715	BILLINGS			MT59107-071500000632	
19990620000000000010100000020081235010	1200000000608440000000674987				
0000000674987 S41					
208422515RANCHERS STEWARDSHIP ALLIANCE INC					%
DALE A VESTETH	22787 MIDALE RD			MALTA	
MT59538-952000000332	20090111500000000010100000020081212020				
1200000000069310000000015218	0000000015218 C30				
810255838RANGE RIDERS INC					
445 LP ANDERSON ROAD	MILES CITY			MT59301-000000000332	
19730611606405906010100000020080343010	0300000002733150000000057272				
0000000054333 A540					
810251779RANGE TELEPHONE COOPERATIVE INC					
PO BOX 127	FORSYTH			MT59327-012700001233	
196106200279000000501000000	90010	12			
810415513RAPACKI MINISTRIES INC					
85 RIVER DR	LIVINGSTON			MT59047-870500000337	
198403110001000000101000000	00060	12			
810518474RAPELJE COMMUNITY DEVELOPMENT FOUNDATION					%
CYNTHIA ERFLE	PO BOX 101			RAPELIE	
MT59067-010100000331	20030710400000000010100000020040934003				
0900000000361070000000107178	0000000105696 S20				
810497209RAPELJE COMMUNITY SCHOLARSHIP COMMITTEE					%
ANNE SCHLADWEILER	PO BOX 13			RAPELJE	
MT59067-001300000331	19970711599404000010100000020031200020				
12000000000000000000000000000000	00000000000000000000000000000000 B82				
810298995RAPELJE COMMUNITY WATER USERS ASSOCIATION					%
CONNIE SUTTON	PO BOX 46			RAPELJE	
MT59067-004600001234	19670920027900000010200000020010900020				
09000000000000000000000000000000	00000000000000000000000000000000				

MELISSA DATA®[Sign In](#) | [Cart](#) | [Newsletters](#)

1-800-MELISSA

[Products](#)[Solutions](#)[Downloads & Trials](#)[Support](#)[Resources](#) |

Nonprofit Organization Lookup

Enter a 5-digit ZIP Code, organization name or 9-digit Tax ID

RAINBOW FARMS INC	
Address	204 18TH RD NE CHOTEAU, MT 59422-9107 MapG MapY MapV
IRS Subsection	501(d) - A religious and apostolic association.
Type of Organization	Corporation
Deductibility	Contributions are NOT deductible
Tax I.D. Number	810532062
Exempt Since	06-2009
Form 990 Requirement	Not required to file 990
Classification	Religion Related, Spiritual Development N.E.C.
Share with others information about this Nonprofit - like the web site, e-mail address, how to donate or any corrections to the data shown.	
<input type="button" value="Post a Message"/>	

Messages

[How Can We Improve this Lookup?](#) | [Email to a Friend](#) | [Lookups Forum](#) | [Terms of Use](#)



1-800-MELISSA

[Sign In](#) | [Cart](#) | [Newsletters](#) | [Search](#)



[Products](#)

[Solutions](#)

[Downloads & Trials](#)

[Support](#)

[Resources](#)

[Lookups](#)

[Contact Us](#)

SIZZLING SUMMER SALE

Receive a **FREE NCOA Link** Change of Address processing with the purchase of our Email Append service.

Offer ends September 30th

Start Now

Nonprofit Organization Lookup

[Help](#)

[Index](#)

Enter a 5-digit ZIP Code, organization name or 9-digit Tax ID

RAINBOW FARMS INC	
Address	204 18TH RD NE CHOTEAU, MT 59422-9107 MapG MapY MapV
IRS Subsection	501(d) - A religious and apostolic association.
Type of Organization	Corporation
Deductibility	Contributions are NOT deductible
Tax I.D. Number	810532062
Exempt Since	06-2009
Form 990 Requirement	Not required to file 990
Classification	Religion Related, Spiritual Development N.E.C.
Share with others information about this Nonprofit - like the web site, e-mail address, how to donate or any corrections to the data shown.	
<input type="button" value="Post a Message"/>	

Messages

[How Can We Improve this Lookup?](#) | [Email to a Friend](#) | [Lookups Forum](#) | [Terms of Use](#)

MELISSA DATA[Sign In](#) | [Cart](#) | [Newsletters](#) | [Search](#)

1-800-MELISSA

[Products](#)[Solutions](#)[Downloads & Trials](#)[Support](#)[Resources](#)[Lookups](#)[Contact Us](#)[Free Lookups](#)[Home](#) > [Lookups](#) > Nonprofit Organization Lookup[Help](#)**Recession affecting your Business?**
Grow your Sales with Interactive Mobile Marketing[Sign Now](#)Enter a 5-digit ZIP Code,
organization name or 9-digit Tax ID
[Submit](#)**Use this LookUp to:**

- Find information on over 1.4 million registered nonprofit organizations in the United States
- Get organization name, assets, income, and IRS subsection
- Select organization for contact name and address, type of foundation and organization
- Get deductibility status, classification, Form 990, and more

RAINBOW FARMS INC**204 18TH ROAD NE**Address **CHOTEAU, MT 59422-0000**[MapG](#) [MapY](#) [MapV](#)IRS Subsection **501(d) - A religious and apostolic association.**Type of Organization **Corporation**Deductibility **Contributions are NOT deductible**Tax I.D. Number **810532062**Exempt Since **06-2009**Form 990 Requirement **Not required to file 990**Classification **Religion Related, Spiritual Development N.E.C.**

Share with others information about this Nonprofit - like the web site, e-mail address, how to donate or any corrections to the data shown.

[Post a Message](#)**Messages**[How Can We Improve this Lookup?](#) | [Send to a Friend](#) | [Lookups Forum](#) | [Terms of Use](#)

[Home](#) | [About Us](#) | [myManta](#) | [FAQ](#) | [View Cart](#) | [My Profile](#)Login: 
Not a member? [Learn more.](#)Tuesday, Nov. 10, 2009
63,778,867 companies

COMPANIES: U.S., Australia, Canada, U.K., Worldwide

RESOURCES: Video, Jobs, Reports, White Papers | JOIN US: Twitter, Facebook

Search

BUSINESS CENTERS: Small Biz, Sales Expertise, HR, Travel, Career, Tech

U.S. » Laurel, MT » Agriculture » General Farms, Primarily Crop » Farms » Rainbow Farms

Rainbow Farms

2005 E Main St
Laurel, MT 59044**Phone:** (406) 380-0060**Website:** Information not found (?)

Is this your company?

[Claim This Profile](#)

These Members Work Here

**Do you?**
SAY SO

Ads by Google

[Boat Donation Program](#) Turn Your Boat into Tax Deductible Charity Donation. Call 800-766-2273[Used Hay Squeezes](#) 1996 & 2005 Roadrunners, 1991 Hay Hog 100% Financing[Pictures Farm Equipment](#) Get Relevant Results & Decide Faster. Bing™ Gets The Job Done!

The ads are not affiliated with Rainbow Farms

Business Categories

General farms, primarily crop in Laurel, MT
General Crop Farm, All Other Miscellaneous Crop Farming

Rainbow Farms Business Information [Claim This Profile](#)

Rainbow Farms is a private company categorized under Farms and located in Laurel, MT. Current estimates show this company has an annual revenue of \$82,000 and employs a staff of approximately 1.


Also Does Business As

Information not found (?)

HQ, Branch or Single Location

Single Location

Annual Sales (Estimated)

 [View Details](#)

Employees (Estimated)

1

*because
we're thinking
of your health
and well-being.


PHILIPS
sense and simplicity

www.philips.com/because

Ads by Google

specifically
tuned to a
woman's
heart.

SIC Code and Description

 [View Details](#)

Products, Services and Brands

Information not found (?)

NAICS Code and Description

111998, All Other Miscellaneous Crop Farming

State of Incorporation

Information not found

Years in Business

Information not found

Company Contacts

Contact Name	Gender
Know a contact at this company?	

Click on the [reports tab](#) at the top of the page to research company background, detailed company profile, credit and financial reports for Rainbow Farms.

Data above provided by D&B. © Dun and Bradstreet, Inc. All rights Reserved.

PHILIPS

se


Related Links

Other companies named
Rainbow Farms

[Companies in this industry](#)

[Jobs in Laurel, MT](#)

Recent Visitors

 **YOU**
JOIN NOW

Companies by Location: Laurel, Montana

Contact Information for Farms as USDA farm subsidy recipients
Subject: Rainbow Farms Inc, Choteau, MT 59422
(note: name not confirmed as a Hutterite colony)

> Contact Information

1) IRS data (12/7/2009)

Address:

Rainbow Farms Inc
204 18th Rd NE
Choteau, MT 59422-9107

2) Melissa Data (7/23/2011)

Address:

Rainbow Farms Inc
204 18th Road NE
Choteau, MT 59422-0000

3) Manta data

Phone: [406-380-0060]

Address:

Rainbow Farms
2005 E Main St
Laurel, MT 59044

Address verification results from [www.melissadata.com]:

1) For (1) IRS data:

Address verified for:

204 18th Rd NW
Choteau, MT 59422-9107

Note: address does not receive mail at this time

2) For (2) Melissa Data:

Address verified for:

204 18th Rd NW
Choteau, MT 59422-9107

Note: address does not receive mail at this time

3) For (3) Manta data:

Address verified for:

2005 E Main St
Laurel, MT 59044-2550



MAPQUEST

Map of Choteau, MT

Notes



[All rights reserved. Use subject to License/Copyright](#) | [Map Legend](#)

Directions and maps are informational only. We make no warranties on the accuracy of their content, road conditions or route usability or expeditiousness. You assume all risk of use. MapQuest and its suppliers shall not be liable to you for any loss or delay resulting from your use of MapQuest. Your use of MapQuest means you agree to our [Terms of Use](#)

List of Evidence for Farms as USDA farm subsidy recipients

(note: farm may be a Hutterite colony)

Subject: Red Rock Farms Inc, Havre, MT 59501

Location by State: Montana

Form and Version of Evidence: Original Evidence (Long Form)

Timeframe of Evidence as Webpages: 2009-2011

Topic: Original Evidence (Long Form) includes Findings and Conclusion

Section LF. List of Evidence (original evidence, long form)

1) EWG dataset (7/23/2011) for data 1995-2010 from [<http://farm.ewg.org/>]

a) 'Search Result' webpage

URL: [<http://farm.ewg.org/addrsearch.php?s=yup&stab=US&zip=&last=&first=&stab=AL&fulln...>]

b) 'Farm Location(s)' webpage

URL: [<http://farm.ewg.org/persondetail.php?custnumber=A12158483&summlevel=address>]

c) 'Summary' webpage(s)

URL: [<http://farm.ewg.org/persondetail.php?custnumber=A12158483>]

d) 'Programs' webpage(s)

URL: [<http://farm.ewg.org/persondetail.php?custnumber=A12158483&summlevel=detail>]

e) 'Ownership Interest(s)' webpage(s)

URL: [<http://farm.ewg.org/persondetail.php?custnumber=A12158483&summlevel=whois>]

Data:

1) Hutterite surnames found with USDA ownership shares data (2008):

[Kleinsasser, Waldner, Wipf]

(note: for verification of Hutterite surnames refer to the webpage 'Surnames of Founding Families' at [<http://www.feefhs.org/links/hutterites/surnames.html>])

2) IRS Exempt Organization (EO) data webpage(s) from [www.irs.gov]

EO File URL: [<http://www.irs.gov/taxstats/charitablestats/article/0,,id=97186,00.html>]

EO File Date: (12/7/2009 is date EO file was downloaded from IRS website to CD)

3) Melissa Data webpage(s) (11/10/2009) and (7/23/2011) from [www.melissadata.com]

URL (11/10/2009): [<http://www.melissadata.com/lookups/np.asp?ein=421576672>]

URL (7/23/2011): [<http://www.melissadata.com/lookups/np.asp?ein=421576672>]

4) Manta data webpage(s) from [www.manta.com]

URL: (evidence not included)

5) Hutterite Directory webpage(s)

From [www.cedrontech.com], or link from [www.hutterites.org]

URL: (evidence not included)

6) Contact Information page(s)

7) MapQuest webpage(s) (7/23/2011) from [www.mapquest.com]

List of Evidence for Farms as USDA farm subsidy recipients

(note: farm may be a Hutterite colony)

Subject: Red Rock Farms Inc, Havre, MT 59501

Location by State: Montana

Topic: Findings, for Section LF

(page 1)

Findings (for Section LF):

1:

Red Rock Farms Inc cannot be confirmed as a Hutterite colony and member of the Hutterian Brethren Church due to a lack of evidence. Hutterite surnames are found at Red Rock Farms Inc. Data for Red Rock Farms Inc for ID as a Hutterite colony:

1) Name: Red Rock Farms Inc, Havre, MT 59501

2) Hutterite surnames found with USDA ownership shares data (2008):

[Kleinsasser, Waldner, Wipf]

(note: for verification of Hutterite surnames refer to the webpage 'Surnames of Founding Families' at [<http://www.feefhs.org/links/hutterites/surnames.html>])

3) IRS EO/BMF data:

a) Name: Red Rock Farms Inc, Havre, MT 59501-1006

b) IRC Section:

1) IRM Table: 501(d) Apostolic and religious organization

2) SOI Table: 501(d) Apostolic and Religious Org.

2(a):

IRS EO/BMF data found and the organization name and location are the same as the USDA business name and location.

USDA Business Name and Location:

[Red Rock Farms Inc, Havre, MT 59501]

IRS Organization Name and Location:

[Red Rock Farms Inc, Havre, MT 59501-1006]

The IRC section is '501(d) Apostolic and religious organization' and the ruling date is 05/2009.

Red Rock Farms Inc, Havre, MT 59501, is confirmed as a tax-exempt nonprofit religious organization during the timeframe 1995-2010 when the organization received USDA farm subsidies.

2(b):

'Summary' data shows that the farm subsidy payment data for the calculation of the USDA farm subsidy total for 1995-2010 applies to 2003-2008, 2010.

3:

Comparison of IRS EO/BMF data with Melissa Data data:

[Data Date: (IRS 12/7/2009), (Melissa Data 11/10/2009, 7/23/2011)]

[Data: EIN, Organization Name, Location by State, IRC Section, Ruling Date]

[421576672, Red Rock Farms Inc, MT, 501(d), 05/2009 = IRS]

[421576672, Red Rock Farms Inc, MT, 501(d), 05-2009 = Melissa Data (11/10/2009)]

[421576672, Red Rock Farms Inc, MT, 501(d), 05-2009 = Melissa Data (7/23/2011)]

Comparison of data demonstrates all data is the same basic data.

List of Evidence for Farms as USDA farm subsidy recipients

(note: farm may be a Hutterite colony)

Subject: Red Rock Farms Inc, Havre, MT 59501

Location by State: Montana

Topic: Findings, for Section LF

(page 2)

4:

IRS EO/BMF data indicates the organization is not required to file Form 990. Data from Melissa Data for the same organization indicates the organization is not required to file Form 990. The organization is classified as IRC section 501(d) and files Form 1065 so the data for Form 990 is correct.

5:

Dataset for timeframe 1995-2010:

Identity of USDA farm subsidy recipient:

[Red Rock Farms Inc, Havre, MT 59501]

USDA farm subsidy total:

- 1) Subsidy Total 1995-2010: \$261,379.86 (note: exact calculation)
- 2) Subsidy Payments 1995-2010 Total: \$261,380 (note: rounded off calculation)
- 3) 'Summary' data shows that the farm subsidy payment data for the calculation of the USDA farm subsidy total for 1995-2010 applies to 2003-2008, 2010. So, a calculation for financial compensation will need to consider the ruling date 05/2009.
- 4) 'Summary' data for Total USDA Subsidies 2010: \$65,549

IRS EO/BMF data (12/7/2009):

1) Name:

[Red Rock Farms Inc, PO Box 1006, Havre, MT 59501-1006]

2) Employer Identification Number (EIN): 421576672

3) IRC Section: 501(d) Apostolic and religious organization

4) Ruling Date: 05/2009

Melissa Data (11/10/2009, 7/23/2011):

1) Name:

[Red Rock Farms Inc, PO Box 1006, Havre, MT 59501-1006] (11/10/2009)

[Red Rock Farms Inc, PO Box 1006, Havre, MT 59501-1006] (7/23/2011)

2) Tax I.D. Number: 421576672

3) IRS Subsection: 501(d) - A religious and apostolic association.

4) Exempt Since: 05-2009

Operating As: Farm as a tax-exempt nonprofit religious organization

List of Evidence for Farms as USDA farm subsidy recipients

(note: farm may be a Hutterite colony)

Subject: Red Rock Farms Inc, Havre, MT 59501

(note: name not confirmed as a Hutterite colony)

Location by State: Montana

Status: Confirmed as EO (Exempt Organization)

Topic: Conclusion, for Section LF

(page 1)

Conclusion (for Section LF):

1(a):

Red Rock Farms Inc, Havre, MT 59501, is confirmed as a tax-exempt nonprofit religious organization during the timeframe 1995-2010 when the organization received USDA farm subsidies. The organization's IRC section is '501(d) Apostolic and religious organization' and the ruling date is 05/2009.

1(b):

'Summary' data shows that the farm subsidy payment data for the calculation of the USDA farm subsidy total for 1995-2010 applies to 2003-2008, 2010.

2:

Dataset for timeframe 1995-2010:

Identity of USDA farm subsidy recipient:

[Red Rock Farms Inc, Havre, MT 59501]

USDA farm subsidy total:

1) Subsidy Total 1995-2010: \$261,379.86 (note: exact calculation)

2) Subsidy Payments 1995-2010 Total: \$261,380 (note: rounded off calculation)

3) 'Summary' data shows that the farm subsidy payment data for the calculation of the USDA farm subsidy total for 1995-2010 applies to 2003-2008, 2010. So, a calculation for financial compensation will need to consider the ruling date 05/2009.

4) 'Summary' data for Total USDA Subsidies 2010: \$65,549

IRS EO/BMF data (12/7/2009):

1) Name:

[Red Rock Farms Inc, PO Box 1006, Havre, MT 59501-1006]

2) Employer Identification Number (EIN): 421576672

3) IRC Section: 501(d) Apostolic and religious organization

4) Ruling Date: 05/2009

Melissa Data (11/10/2009, 7/23/2011):

1) Name:

[Red Rock Farms Inc, PO Box 1006, Havre, MT 59501-1006] (11/10/2009)

[Red Rock Farms Inc, PO Box 1006, Havre, MT 59501-1006] (7/23/2011)

2) Tax I.D. Number: 421576672

3) IRS Subsection: 501(d) - A religious and apostolic association.

4) Exempt Since: 05-2009

Operating As: Farm as a tax-exempt nonprofit religious organization

List of Evidence for Farms as USDA farm subsidy recipients

(note: farm may be a Hutterite colony)

Subject: Red Rock Farms Inc, Havre, MT 59501

(note: name not confirmed as a Hutterite colony)

Location by State: Montana

Status: Confirmed as EO (Exempt Organization)

Topic: Conclusion, for Section LF

(page 2)

3:

Identification data:

Name: Red Rock Farms Inc, Havre, MT 59501

IRS EO/BMF data: Red Rock Farms Inc, PO Box 1006, Havre, MT 59501-1006

4:

Recommendation:

> Step 1

Determine if organization is a Hutterite colony.

Name: Red Rock Farms Inc, Havre, MT 59501

Hutterite surnames found with USDA ownership shares data (2008): Kleinsasser, Waldner, Wipf

IRS EO/BMF data:

[Name: Red Rock Farms Inc, PO Box 1006, Havre, MT 59501-1006]

[IRC Section: 501(d) Apostolic and religious organization]



EWG Farm Subsidy Database

Corporate Subsidy Recipients 1 to 1 of 1 in Montana

Business Name: **RED ROCK FARMS**

Rank	Name	Location	Subsidy Total 1995-2010
1	<u>Red Rock Farms Inc</u>	Havre, MT 59501	\$ 261,379.86

Note: The information on conservation spending for 2010 is incomplete due to missing data from USDA's Natural Resource Conservation Service. Payment data currently are not included for the Environmental Quality Incentives Program, but will be added once NRCS makes it available.

The information provided for the Wetland Reserve Program (WRP) provides an inaccurate picture of how WRP payments are distributed. USDA's Natural Resource Conservation Service uses title companies as intermediaries to finalize wetlands easements under the Wetlands Reserve Program. As a result, the data provided to us shows large sums of money going to these title companies. In reality, the payments are ultimately distributed to landowners participating in the WRP.

Unfortunately, NRCS has not provided the data to show where these farms and wetlands are located or which farmers or landowners are enrolling in the program, so EWG is unable to allocate these large sums of money to individuals beyond the title companies. Therefore, these companies skew the conservation rankings and payment concentration, which EWG cannot avoid unless and until NRCS makes available the additional farm attribution data. Therefore, we have not included WRP payments in the 2010 data update.

Finally, we have separated data on farm commodity, disaster and conservation payments in order to provide a more accurate picture of top recipients and concentration of payments among the three main categories of USDA programs.

USDA subsidy information for **Red Rock Farms Inc**

Addresses on file with USDA for Red Rock Farms Inc

USDA county office from which subsidies were paid:	Subsidy Payments 1995-2010	Most recent address on file in USDA county office
Hill County, Montana	\$261,380	Red Rock Farms Inc Havre, MT 59501
Total	\$261,380	

Note: The information on conservation spending for 2010 is incomplete due to missing data from USDA's Natural Resource Conservation Service. Payment data currently are not included for the Environmental Quality Incentives Program, but will be added once NRCS makes it available.

The information provided for the Wetland Reserve Program (WRP) provides an inaccurate picture of how WRP payments are distributed. USDA's Natural Resource Conservation Service uses title companies as intermediaries to finalize wetlands easements under the Wetlands Reserve Program. As a result, the data provided to us shows large sums of money going to these title companies. In reality, the payments are ultimately distributed to landowners participating in the WRP.

Unfortunately, NRCS has not provided the data to show where these farms and wetlands are located or which farmers or landowners are enrolling in the program, so EWG is unable to allocate these large sums of money to individuals beyond the title companies. Therefore, these companies skew the conservation rankings and payment concentration, which EWG cannot avoid unless and until NRCS makes available the additional farm attribution data. Therefore, we have not included WRP payments in the 2010 data update.

Finally, we have separated data on farm commodity, disaster and conservation payments in order to provide a more accurate picture of top recipients and concentration of payments among the three main categories of USDA programs.

**Red Rock Farms Inc received payments totaling \$261,380 from 1995 through 2010**

Year	Conservation Subsidies	Disaster Subsidies	Commodity Subsidies	Total USDA Subsidies 1995-2010
1995	\$0	\$0	\$0	\$0
1996	\$0	\$0	\$0	\$0
1997	\$0	\$0	\$0	\$0
1998	\$0	\$0	\$0	\$0
1999	\$0	\$0	\$0	\$0
2000	\$0	\$0	\$0	\$0
2001	\$0	\$0	\$0	\$0
2002	\$0	\$0	\$0	\$0
2003	\$0	\$0	\$22,208	\$22,208
2004	\$0	\$0	\$44,234	\$44,234
2005	\$0	\$10,422	\$31,643	\$42,065
2006	\$0	\$0	\$27,951	\$27,951
2007	\$0	\$0	\$21,479	\$21,479
2008	\$0	\$16,415	\$21,479	\$37,894
2009	\$0	\$0	\$0	\$0
2010	\$0	\$0	\$65,549	\$65,549
Total	\$0	\$26,837	\$234,543	\$261,380

Crop Summary for Red Rock Farms Inc

Crop	Payments 1995-2010
Wheat Subsidies**	\$109,084
Barley Subsidies**	\$80,938
Oat Subsidies**	\$216

Note: The information on conservation spending for 2010 is incomplete due to missing data from USDA's Natural Resource Conservation Service. Payment data currently are not included for the Environmental Quality Incentives Program, but will be added once NRCS makes it available.

The information provided for the Wetland Reserve Program (WRP) provides an inaccurate picture of how WRP payments are distributed. USDA's Natural Resource Conservation Service uses title companies as intermediaries to finalize wetlands easements under the Wetlands Reserve Program. As a result, the data provided to us shows large sums of money going to these title companies. In reality, the payments are ultimately distributed to landowners participating in the WRP.

Unfortunately, NRCS has not provided the data to show where these farms and wetlands are located or which farmers or landowners are enrolling in the program, so EWG is unable to allocate these large sums of money to individuals beyond the title companies. Therefore, these companies skew the conservation rankings and payment concentration,



USDA subsidy information for **Red Rock Farms Inc**

Payment Breakdown

Subsidy Program	Total Payments 1995-2010
Total USDA - Subsidies	\$261,380
<i>Subtotal, Farming Subsidies</i>	\$234,543
<i>Subtotal, Disaster Payments</i>	\$26,837

Commodity subsidy breakdown


Subsidy Program	Total Payments 1995-2010
Subtotal, Farming Subsidies	\$234,543
<i>Total Direct Payments</i>	\$173,182
Direct Program Payments - 2008 Farm Bill	\$44,304
Direct Payment - Barley	\$44,520
Direct Payment - Oats	\$216
Direct Payment - Wheat	\$84,142
<i>Total Counter Cyclical Payments</i>	\$8,657
Counter Cyclical Payment - Barley	\$8,657
Counter Cyclical Payment - Oats	\$0
Counter Cyclical Payment - Wheat	\$0
<i>Loan Deficiency Payments</i>	\$52,704
Loan Deficiency - Barley	\$27,761
Loan Deficiency - Wheat	\$24,942

Disaster subsidy breakdown

Subsidy Program	Total Payments 1995-2010
Subtotal, Disaster Payments	\$26,837
<i>Misc. Disaster Payments</i>	\$26,837
Crop Disaster - Program	\$26,837

Note: The information on conservation spending for 2010 is incomplete due to missing data from USDA's Natural Resource Conservation Service. Payment data currently are not included for the Environmental Quality Incentives Program, but will be added once NRCS makes it available.

The information provided for the Wetland Reserve Program (WRP) provides an inaccurate picture of how WRP payments are distributed. USDA's Natural Resource Conservation Service uses title companies as intermediaries to finalize wetlands easements under the Wetlands Reserve Program. As a result, the data provided to us shows large sums of money going to these title companies. In reality, the payments are ultimately distributed to landowners participating in the WRP.

USDA subsidy information for **Red Rock Farms Inc****Ownership shares for Red Rock Farms Inc**Pick year for ownership information 

USDA county office/Ownership:	Percentage Share*
Red Rock Farms Inc	
ownership information from 2008	
Hill County, Montana	
Kate P Wipf	5.88%
Ronnie E Waldner	5.88%
Deborah E Waldner	5.88%
Amos E Waldner	5.89%
Linda E Waldner	5.88%
Peter J Waldner	5.88%
Susanna D Kleinsasser	5.88%
Judith P Waldner	5.88%
Rosa Waldner	5.88%
Elias J R Waldner	5.88%
Sarah P Waldner	5.88%
Mike D Kleinsasser	5.88%
David J Kleinsasser	5.89%
Susie Kleinsasser	5.89%
Lydia Waldner	5.88%
Joe Waldner	5.88%
Bara E Waldner	5.89%

* According to USDA percentage shares for ownership may not reflect share of subsidy payments. EWG review shows that share information on file with USDA may not always equal 100 percent. Most recent percentage share information is from 2008. Future release of this information was barred by law in the 2008 Farm Bill.

Note: The information on conservation spending for 2010 is incomplete due to missing data from USDA's Natural Resource Conservation Service. Payment data currently are not included for the Environmental Quality Incentives Program, but will be added once NRCS makes it available.

The information provided for the Wetland Reserve Program (WRP) provides an inaccurate picture of how WRP payments are distributed. USDA's Natural Resource Conservation Service uses title companies as intermediaries to finalize wetlands easements under the Wetlands Reserve Program. As a result, the data provided to us shows large sums of money going to these title companies. In reality, the payments are ultimately distributed to landowners participating in the WRP.

19950211599438200010100000020071245010 1200000003981320000000634046
 0000000629733 L22
 810372017RED LODGE ALLIANCE CHAPEL
 PO BOX 1206 RED LODGE MT59068-120622840397
 197205110001000000501000000 00060 12
 CHRISTIAN AND MISSION
 200192255RED LODGE AREA COMMUNITY FOUNDATION
 % SALLY MARTIN PO BOX 1871 RED
 LODGE MT59068-187100000331
 20060611500000000010100000020071234010 1200000000900780000000207379
 0000000207379 T31
 200192249RED LODGE AREA ECONOMIC DEVELOPMENT CORPORATION
 % ESTELLE TAFOYA PO BOX 454 RED
 LODGE MT59068-045400000331
 20070211500000000010120081220081222020 1200000000197450000000010657
 0000000010657 S30
 810186650RED LODGE CHAMBER OF COMMERCE
 PO BOX 988 RED LODGE MT59068-098800000633
 19450720099900000010100000020071223010 1200000000216460000000097626
 0000000088423
 810405790RED LODGE FESTIVAL OF NATIONS INC
 PO BOX 1376 RED LODGE MT59068-137600000331
 19830810440860200010100000020080944001 0900000002782310000000115673
 383763630RED LODGE FIRE-EMS FOUNDATION
 % TODD WACASER PO BOX 465 RED
 LODGE MT59068-046500000331
 20080711500000000010120111220081200020 12000000000000000000000000000000
 0000000000000 T990
 816016990RED LODGE MUSIC FESTIVAL
 1925 GRAND AVE STE 102B BILLINGS MT59102-276200000332
 19671011611932505910100000020080934010 0900000000690380000000105935
 0000000101106
 816003312RED LODGE RODEO ASSN
 PO BOX 1546 RED LODGE MT59068-154600000531
 19311120006520700050100000020081244010 1200000001706650000000213140
 0000000213140
 810402512RED LODGE SENIOR CITIZENS CLUB
 PO BOX 1293 RED LODGE MT59068-129300000331
 19850311557500000010100000020080613010 0600000000044640000000065335
 0000000065335
 810464197RED LODGE THEATRICAL COMMUNITY
 % TRACY MAYFIELD PRES PO BOX 34 RED
 LODGE MT59068-003400000331 199101115088000000132000000
 96020 12 A65Z
 202305936RED LODGE VOLUNTEER FIREFIGHTERS ASSOCIATION INC
 % CHRIS ALLEN PO BOX 845 RED
 LODGE MT59068-084500000331
 20060111500000000010100000020081244010 1200000002121430000000115504
 0000000115504 M24
 421576672RED ROCK FARMS INC
 % DAVID J KLEINSASSER PO BOX 1006 HAVRE
 MT59501-100600004031 200905200000000000101000000 00000 12
 X99
 810305380REDEEMER LUTHERAN CHURCH
 323 N CRAWFORD AVE HARDIN MT59034-171717090391
 194107110001000000501000000 00060 06

[Sign In](#) | [Cart](#) | [Newsletters](#)

1-800-MELISSA

[Products](#)[Solutions](#)[Downloads & Trials](#)[Support](#)[Resources](#)

Do you have recurring revenue?

Add Melissa Data Solutions to your product mix and grow your business

[Start Growing](#)

Nonprofit Organization Lookup


Enter a 5-digit ZIP Code, organization name or 9-digit Tax ID

[Submit](#)

RED ROCK FARMS INC	
In Care of Name	DAVID J KLEINSASSER
Address	PO BOX 1006 HAVRE, MT 59501-1006 MapG MapY MapV
IRS Subsection	501(d) - A religious and apostolic association.
Type of Organization	Corporation
Deductibility	Contributions are NOT deductible
Tax I.D. Number	421576672
Exempt Since	05-2009
Form 990 Requirement	Not required to file 990
Classification	Religion Related, Spiritual Development N.E.C.
Share with others information about this Nonprofit - like the web site, e-mail address, how to donate or any corrections to the data shown.	
Post a Message	

Messages

[How Can We Improve this Lookup?](#) | [Email to a Friend](#) | [Lookups Forum](#) | [Terms of Use](#)



Do you have recurring revenue?

Add Melissa Data Solutions to your product mix and grow your business

Start Growing

Nonprofit Organization Lookup

[Help](#)
[Index](#)

Enter a 5-digit ZIP Code, organization name or 9-digit Tax ID

RED ROCK FARMS INC	
In Care of Name	DAVID J KLEINSASSER
Address	PO BOX 1006 HAVRE, MT 59501-1006 MapG MapY MapV
IRS Subsection	501(d) - A religious and apostolic association.
Type of Organization	Corporation
Deductibility	Contributions are NOT deductible
Tax I.D. Number	421576672
Exempt Since	05-2009
Form 990 Requirement	Not required to file 990
Classification	Religion Related, Spiritual Development N.E.C.
Share with others information about this Nonprofit - like the web site, e-mail address, how to donate or any corrections to the data shown.	
<input type="button" value="Post a Message"/>	

Messages

[How Can We Improve this Lookup?](#) | [Email to a Friend](#) | [Lookups Forum](#) | [Terms of Use](#)

MELISSA DATA[Sign In](#) | [Cart](#) | [Newsletters](#) | [Search](#)

1-800-MELISSA

[Products](#)[Solutions](#)[Downloads & Trials](#)[Support](#)[Resources](#)[Lookups](#)[Contact Us](#)**Free Lookups**[Home](#) > [Lookups](#) > **Nonprofit Organization Lookup**[Help](#)**NCOA Link® Move-Update Service.****request free quote**

- Automated Batch Processing
- Custom Batch Processing
- 48-Month NCOA Link® Real-Time® Web Service
- 72-Month Canadian Changes of Address

Enter a 5-digit ZIP Code,
organization name or 9-digit Tax ID

Use this LookUp to:

- Find information on over 1.4 million registered nonprofit organizations in the United States
- Get organization name, assets, income, and IRS subsection
- Select organization for contact name and address, type of foundation and organization
- Get deductibility status, classification, Form 990, and more

RED ROCK FARMS INC

In Care of Name	DAVID J KLEINSASSER
Address	PO BOX 1006 HAVRE, MT 59501-1006 MapG MapY MapV
IRS Subsection	501(d) - A religious and apostolic association.
Type of Organization	Corporation
Deductibility	Contributions are NOT deductible
Tax I.D. Number	421576672
Exempt Since	05-2009
Form 990 Requirement	Not required to file 990
Classification	Religion Related, Spiritual Development N.E.C.

Share with others information about this Nonprofit - like the web site, e-mail address, how to donate or any corrections to the data shown.

Messages

[How Can We Improve this Lookup?](#) | [Send to a Friend](#) | [Lookups Forum](#) | [Terms of Use](#)

Contact Information for Farms as USDA farm subsidy recipients
Subject: Red Rock Farms Inc, Havre, MT 59501
(note: name not confirmed as a Hutterite colony)

> Contact Information

1) IRS data

Address:

Red Rock Farms Inc
PO Box 1006
Havre, MT 59501-1006

Address verification results from [www.melissadata.com]:

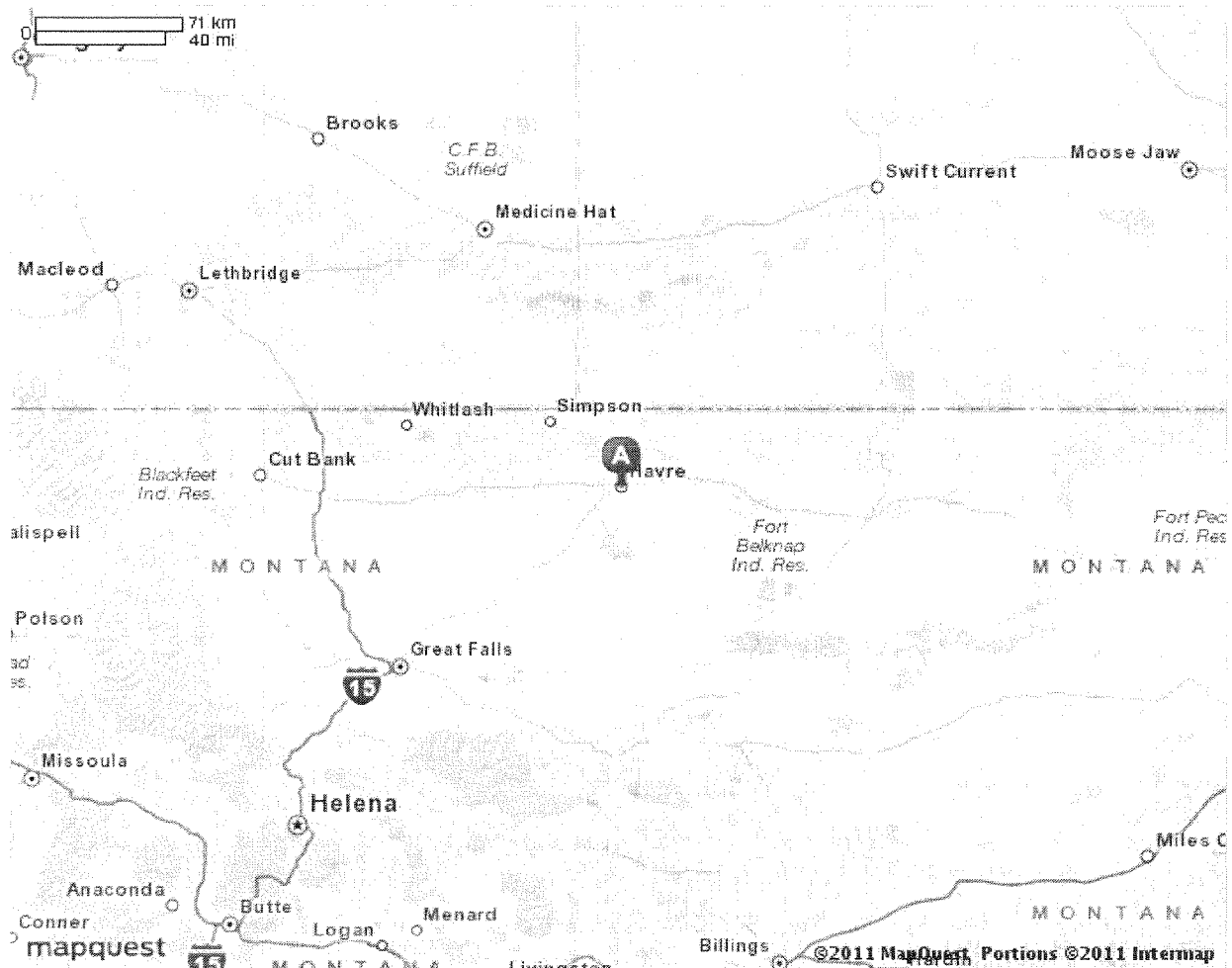
1) For (1) IRS data: address verified



MAPQUEST

Notes

Map of Havre, MT



All rights reserved. Use subject to License/Copyright | [Map Legend](#)

Directions and maps are informational only. We make no warranties on the accuracy of their content, road conditions or route usability or expeditiousness. You assume all risk of use. MapQuest and its suppliers shall not be liable to you for any loss or delay resulting from your use of MapQuest. Your use of MapQuest means you agree to our [Terms of Use](#)

List of Evidence for Farms as USDA farm subsidy recipients
(note: farm may be a Hutterite colony)
Subject: Sun Land Farm Inc, Ulm, MT 59485
Location by State: Montana
Form and Version of Evidence: Original Evidence (Long Form)
Timeframe of Evidence as Webpages: 2009-2011
Topic: Original Evidence (Long Form) includes Findings and Conclusion

Section LF. List of Evidence (original evidence, long form)

- 1) EWG dataset (7/23/2011) for data 1995-2010 from [<http://farm.ewg.org/>]
 - a) 'Search Result' webpage
URL: [<http://farm.ewg.org/addrsearch.php?s=yup&stab=US&zip=&last=&first=&stab=AL&fulln...>]
 - b) 'Farm Location(s)' webpage
URL: [<http://farm.ewg.org/persondetail.php?custnumber=A11619723&summlevel=address>]
 - c) 'Summary' webpage(s)
URL: [<http://farm.ewg.org/persondetail.php?custnumber=A11619723>]
 - d) 'Programs' webpage(s)
URL: [<http://farm.ewg.org/persondetail.php?custnumber=A11619723&summlevel=detail>]
 - e) 'Ownership Interest(s)' webpage(s)
URL: [<http://farm.ewg.org/persondetail.php?custnumber=A11619723&summlevel=whois>]
URL: [<http://farm.ewg.org/persondetail.php?custnumber=B00119204>]
URL: [<http://farm.ewg.org/persondetail.php?custnumber=A11619723&summlevel=whois&dbtou...>]
Data:
 - 1) Hutterite surnames found with USDA ownership shares data (2006):
[Entz, Kleinsasser, Waldner]
(note: for verification of Hutterite surnames refer to the webpage 'Surnames of Founding Families' at [<http://www.feefhs.org/links/hutterites/surnames.html>])
- 2) IRS Exempt Organization (EO) data webpage(s) from [www.irs.gov]
EO File URL: [<http://www.irs.gov/taxstats/charitablestats/article/0,,id=97186,00.html>]
EO File Date: (12/7/2009 is date EO file was downloaded from IRS website to CD)
- 3) Melissa Data webpage(s) (11/10/2009) and (7/23/2011) from [www.melissadata.com]
URL (11/10/2009): [<http://www.melissadata.com/lookups/np.asp?ein=810539635>]
URL (7/23/2011): [<http://www.melissadata.com/lookups/np.asp?ein=810539635>]
- 4) Manta data webpage(s) from [www.manta.com]
URL: (evidence not included)
- 5) Hutterite Directory webpage(s)
From [www.cedrontech.com], or link from [www.hutterites.org]
URL: (evidence not included)
- 6) Contact Information page(s)
- 7) MapQuest webpage(s) (7/23/2011) from [www.mapquest.com]

List of Evidence for Farms as USDA farm subsidy recipients

(note: farm may be a Hutterite colony)

Subject: Sun Land Farm Inc, Ulm, MT 59485

Location by State: Montana

Topic: Findings, for Section LF

(page 1)

Findings (for Section LF):

1:

Sun Land Farm Inc cannot be confirmed as a Hutterite colony and member of the Hutterian Brethren Church due to a lack of evidence. Hutterite surnames are found at Sun Land Farm Inc. Data for Sun Land Farm Inc for ID as a Hutterite colony:

1) Name: Sun Land Farm Inc, Ulm, MT 59485

2) Hutterite surnames found with USDA ownership shares data (2006):

[Entz, Kleinsasser, Waldner]

(note: for verification of Hutterite surnames refer to the webpage 'Surnames of Founding Families' at [<http://www.feefhs.org/links/hutterites/surnames.html>])

3) IRS EO/BMF data:

a) Name: Sun Land Farm Inc, Ulm, MT 59485-0320

b) IRC Section:

1) IRM Table: 501(d) Apostolic and religious organization

2) SOI Table: 501(d) Apostolic and Religious Org.

2(a):

IRS EO/BMF data found and the organization name and location are the same as the USDA business name and location.

USDA Business Name and Location:

[Sun Land Farm Inc, Ulm, MT 59485]

IRS Organization Name and Location:

[Sun Land Farm Inc, Ulm, MT 59485-0320]

The IRC section is '501(d) Apostolic and religious organization' and the ruling date is 06/2009.

Sun Land Farm Inc, Ulm, MT 59485, is confirmed as a tax-exempt nonprofit religious organization during the timeframe 1995-2010 when the organization received USDA farm subsidies.

2(b):

'Summary' data shows that the farm subsidy payment data for the calculation of the USDA farm subsidy total for 1995-2010 applies to 2001-2010.

3:

Comparison of IRS EO/BMF data with Melissa Data data:

[Data Date: (IRS 12/7/2009), (Melissa Data 11/10/2009, 7/23/2011)]

[Data: EIN, Organization Name, Location by State, IRC Section, Ruling Date]

[810539635, Sun Land Farm Inc, MT, 501(d), 06/2009 = IRS]

[810539635, Sun Land Farm Inc, MT, 501(d), 06-2009 = Melissa Data (11/10/2009)]

[810539635, Sun Land Farm Inc, MT, 501(d), 06-2009 = Melissa Data (7/23/2011)]

Comparison of data demonstrates all data is the same basic data.

List of Evidence for Farms as USDA farm subsidy recipients

(note: farm may be a Hutterite colony)

Subject: Sun Land Farm Inc, Ulm, MT 59485

Location by State: Montana

Topic: Findings, for Section LF

(page 2)

4:

IRS EO/BMF data indicates the organization is not required to file Form 990. Data from Melissa Data for the same organization indicates the organization is not required to file Form 990. The organization is classified as IRC section 501(d) and files Form 1065 so the data for Form 990 is correct.

5:

Dataset for timeframe 1995-2010:

Identity of USDA farm subsidy recipient:

[Sun Land Farm Inc, Ulm, MT 59485]

USDA farm subsidy total:

- 1) Subsidy Total 1995-2010: \$623,446.35 (note: exact calculation)
- 2) Subsidy Payments 1995-2010 Total: \$623,446 (note: rounded off calculation)
- 3) 'Summary' data shows that the farm subsidy payment data for the calculation of the USDA farm subsidy total for 1995-2010 applies to 2001-2010. So, a calculation for financial compensation will need to consider the ruling date 06/2009.
- 4) 'Summary' data for Total USDA Subsidies 2010: \$40,006

IRS EO/BMF data (12/7/2009):

1) Name:

[Sun Land Farm Inc, PO Box 320, Ulm, MT 59485-0320]

2) Employer Identification Number (EIN): 810539635

3) IRC Section: 501(d) Apostolic and religious organization

4) Ruling Date: 06/2009

Melissa Data (11/10/2009, 7/23/2011):

1) Name:

[Sun Land Farm Inc, PO Box 320, Ulm, MT 59485-0320] (11/10/2009)

[Sun Land Farm Inc, PO Box 320, Ulm, MT 59485-0320] (7/23/2011)

2) Tax I.D. Number: 810539635

3) IRS Subsection: 501(d) - A religious and apostolic association.

4) Exempt Since: 06-2009

Operating As: Farm as a tax-exempt nonprofit religious organization

List of Evidence for Farms as USDA farm subsidy recipients

(note: farm may be a Hutterite colony)

Subject: Sun Land Farm Inc, Ulm, MT 59485

(note: name not confirmed as a Hutterite colony)

Location by State: Montana

Status: Confirmed as EO (Exempt Organization)

Topic: Conclusion, for Section LF

(page 1)

Conclusion (for Section LF):

1(a):

Sun Land Farm Inc, Ulm, MT 59485, is confirmed as a tax-exempt nonprofit religious organization during the timeframe 1995-2010 when the organization received USDA farm subsidies. The organization's IRC section is '501(d) Apostolic and religious organization' and the ruling date is 06/2009.

1(b):

'Summary' data shows that the farm subsidy payment data for the calculation of the USDA farm subsidy total for 1995-2010 applies to 2001-2010.

2:

Dataset for timeframe 1995-2010:

Identity of USDA farm subsidy recipient:

[Sun Land Farm Inc, Ulm, MT 59485]

USDA farm subsidy total:

1) Subsidy Total 1995-2010: \$623,446.35 (note: exact calculation)

2) Subsidy Payments 1995-2010 Total: \$623,446 (note: rounded off calculation)

3) 'Summary' data shows that the farm subsidy payment data for the calculation of the USDA farm subsidy total for 1995-2010 applies to 2001-2010. So, a calculation for financial compensation will need to consider the ruling date 06/2009.

4) 'Summary' data for Total USDA Subsidies 2010: \$40,006

IRS EO/BMF data (12/7/2009):

1) Name:

[Sun Land Farm Inc, PO Box 320, Ulm, MT 59485-0320]

2) Employer Identification Number (EIN): 810539635

3) IRC Section: 501(d) Apostolic and religious organization

4) Ruling Date: 06/2009

Melissa Data (11/10/2009, 7/23/2011):

1) Name:

[Sun Land Farm Inc, PO Box 320, Ulm, MT 59485-0320] (11/10/2009)

[Sun Land Farm Inc, PO Box 320, Ulm, MT 59485-0320] (7/23/2011)

2) Tax I.D. Number: 810539635

3) IRS Subsection: 501(d) - A religious and apostolic association.

4) Exempt Since: 06-2009

Operating As: Farm as a tax-exempt nonprofit religious organization

List of Evidence for Farms as USDA farm subsidy recipients

(note: farm may be a Hutterite colony)

Subject: Sun Land Farm Inc, Ulm, MT 59485

(note: name not confirmed as a Hutterite colony)

Location by State: Montana

Status: Confirmed as EO (Exempt Organization)

Topic: Conclusion, for Section LF

(page 2)

3:

Identification data:

Name: Sun Land Farm Inc, Ulm, MT 59485

IRS EO/BMF data: Sun Land Farm Inc, PO Box 320, Ulm, MT 59485-0320

4:

Recommendation:

> Step 1

Determine if organization is a Hutterite colony.

Name: Sun Land Farm Inc, Ulm, MT 59485

Hutterite surnames found with USDA ownership shares data (2006): Entz, Kleinsasser, Waldner

IRS EO/BMF data:

[Name: Sun Land Farm Inc, PO Box 320, Ulm, MT 59485-0320]

[IRC Section: 501(d) Apostolic and religious organization]



EWG Farm Subsidy Database

Corporate Subsidy Recipients 1 to 1 of 1 in Montana

Business Name: **SUN LAND**

Rank	Name	Location	Subsidy Total 1995-2010
1	<u>Sun Land Farm Inc</u>	Ulm, MT 59485	\$ 623,446.35

Note: The information on conservation spending for 2010 is incomplete due to missing data from USDA's Natural Resource Conservation Service. Payment data currently are not included for the Environmental Quality Incentives Program, but will be added once NRCS makes it available.

The information provided for the Wetland Reserve Program (WRP) provides an inaccurate picture of how WRP payments are distributed. USDA's Natural Resource Conservation Service uses title companies as intermediaries to finalize wetlands easements under the Wetlands Reserve Program. As a result, the data provided to us shows large sums of money going to these title companies. In reality, the payments are ultimately distributed to landowners participating in the WRP.

Unfortunately, NRCS has not provided the data to show where these farms and wetlands are located or which farmers or landowners are enrolling in the program, so EWG is unable to allocate these large sums of money to individuals beyond the title companies. Therefore, these companies skew the conservation rankings and payment concentration, which EWG cannot avoid unless and until NRCS makes available the additional farm attribution data. Therefore, we have not included WRP payments in the 2010 data update.

Finally, we have separated data on farm commodity, disaster and conservation payments in order to provide a more accurate picture of top recipients and concentration of payments among the three main categories of USDA programs.

USDA subsidy information for **Sun Land Farm Inc****Addresses on file with USDA for Sun Land Farm Inc**

USDA county office from which subsidies were paid:	Subsidy Payments 1995-2010	Most recent address on file in USDA county office
Cascade County, Montana	\$623,446	Sun Land Farm Inc Ulm, MT 59485
Total	\$623,446	

Note: The information on conservation spending for 2010 is incomplete due to missing data from USDA's Natural Resource Conservation Service. Payment data currently are not included for the Environmental Quality Incentives Program, but will be added once NRCS makes it available.

The information provided for the Wetland Reserve Program (WRP) provides an inaccurate picture of how WRP payments are distributed. USDA's Natural Resource Conservation Service uses title companies as intermediaries to finalize wetlands easements under the Wetlands Reserve Program. As a result, the data provided to us shows large sums of money going to these title companies. In reality, the payments are ultimately distributed to landowners participating in the WRP.

Unfortunately, NRCS has not provided the data to show where these farms and wetlands are located or which farmers or landowners are enrolling in the program, so EWG is unable to allocate these large sums of money to individuals beyond the title companies. Therefore, these companies skew the conservation rankings and payment concentration, which EWG cannot avoid unless and until NRCS makes available the additional farm attribution data. Therefore, we have not included WRP payments in the 2010 data update.

Finally, we have separated data on farm commodity, disaster and conservation payments in order to provide a more accurate picture of top recipients and concentration of payments among the three main categories of USDA programs.

**Sun Land Farm Inc received payments totaling \$623,446 from 1995 through 2010**

Year	Conservation Subsidies	Disaster Subsidies	Commodity Subsidies	Total USDA Subsidies 1995-2010
1995	\$0	\$0	\$0	\$0
1996	\$0	\$0	\$0	\$0
1997	\$0	\$0	\$0	\$0
1998	\$0	\$0	\$0	\$0
1999	\$0	\$0	\$0	\$0
2000	\$0	\$0	\$0	\$0
2001	\$0	\$0	\$84,782	\$84,782
2002	\$0	\$0	\$62,550	\$62,550
2003	\$0	\$58,582	\$19,463	\$78,045
2004	\$0	\$0	\$80,516	\$80,516
2005	\$0	\$65,857	\$67,626	\$133,483
2006	\$0	\$0	\$21,273	\$21,273
2007	\$0	\$0	\$40,000	\$40,000
2008	\$0	\$2,792	\$40,000	\$42,792
2009	\$0	\$0	\$40,000	\$40,000
2010	\$0	\$0	\$40,006	\$40,006
Total	\$0	\$127,231	\$496,215	\$623,446

Crop Summary for Sun Land Farm Inc

Crop	Payments 1995-2010
Wheat Subsidies**	\$295,370
Barley Subsidies**	\$120,482
Oat Subsidies**	\$336

Note: The information on conservation spending for 2010 is incomplete due to missing data from USDA's Natural Resource Conservation Service. Payment data currently are not included for the Environmental Quality Incentives Program, but will be added once NRCS makes it available.

The information provided for the Wetland Reserve Program (WRP) provides an inaccurate picture of how WRP payments are distributed. USDA's Natural Resource Conservation Service uses title companies as intermediaries to finalize wetlands easements under the Wetlands Reserve Program. As a result, the data provided to us shows large sums of money going to these title companies. In reality, the payments are ultimately distributed to landowners participating in the WRP.

Unfortunately, NRCS has not provided the data to show where these farms and wetlands are located or which farmers or landowners are enrolling in the program, so EWG is unable to allocate these large sums of money to individuals beyond the title companies. Therefore, these companies skew the conservation rankings and payment concentration.

USDA subsidy information for **Sun Land Farm Inc****Payment Breakdown**

Subsidy Program	Total Payments 1995-2010
Total USDA - Subsidies	\$623,446
<i>Subtotal, Farming Subsidies</i>	\$496,215
<i>Subtotal, Disaster Payments</i>	\$127,231

Commodity subsidy breakdown

Subsidy Program	Total Payments 1995-2010
Subtotal, Farming Subsidies	\$496,215
<i>Total Direct Payments</i>	\$320,554
Direct Program Payments - 2008 Farm Bill	\$80,006
Direct Payment - Barley	\$40,430
Direct Payment - Oats	\$232
Direct Payment - Wheat	\$199,886
<i>Total Counter Cyclical Payments</i>	\$13,813
Counter Cyclical Payment - Barley	\$13,813
Counter Cyclical Payment - Wheat	\$0
<i>Production Flexibility Contracts</i>	\$79,452
Production Flexibility - Barley	\$19,648
Production Flexibility - Oats	\$66
Production Flexibility - Wheat	\$59,738
<i>Mkt. Loss Asst. - Commodity Crops</i>	\$40,000
Market Loss Assistance - Barley	\$5,461
Market Loss Assistance - Oats	\$38
Market Loss Assistance - Wheat	\$34,501
<i>Loan Deficiency Payments</i>	\$42,375
Loan Deficiency - Barley	\$41,130
Loan Deficiency - Wheat	\$1,245
<i>Misc. Farm - Subsidies</i>	\$21
Interest Penalty Payments	\$21

Disaster subsidy breakdown

Subsidy Program	Total Payments 1995-2010
-----------------	--------------------------

Subtotal, Disaster Payments	\$127,231
<i>Misc. Disaster Payments</i>	\$127,231
Crop Disaster - Program	\$127,231

Note: The information on conservation spending for 2010 is incomplete due to missing data from USDA's Natural Resource Conservation Service. Payment data currently are not included for the Environmental Quality Incentives Program, but will be added once NRCS makes it available.


The information provided for the Wetland Reserve Program (WRP) provides an inaccurate picture of how WRP payments are distributed. USDA's Natural Resource Conservation Service uses title companies as intermediaries to finalize wetlands easements under the Wetlands Reserve Program. As a result, the data provided to us shows large sums of money going to these title companies. In reality, the payments are ultimately distributed to landowners participating in the WRP.

Unfortunately, NRCS has not provided the data to show where these farms and wetlands are located or which farmers or landowners are enrolling in the program, so EWG is unable to allocate these large sums of money to individuals beyond the title companies. Therefore, these companies skew the conservation rankings and payment concentration, which EWG cannot avoid unless and until NRCS makes available the additional farm attribution data. Therefore, we have not included WRP payments in the 2010 data update.

Finally, we have separated data on farm commodity, disaster and conservation payments in order to provide a more accurate picture of top recipients and concentration of payments among the three main categories of USDA programs.

USDA subsidy information for **Sun Land Farm Inc**

Ownership shares for Sun Land Farm Inc

Pick year for ownership information 

USDA county office/Ownership:

Percentage
Share*

Sun Land Farm Inc
ownership information from 2008
Cascade County, Montana

Members Of Sun Land Farms Inc 100.00%

* According to USDA percentage shares for ownership may not reflect share of subsidy payments. EWG review shows that share information on file with USDA may not always equal 100 percent. Most recent percentage share information is from 2008. Future release of this information was barred by law in the 2008 Farm Bill.

Note: The information on conservation spending for 2010 is incomplete due to missing data from USDA's Natural Resource Conservation Service. Payment data currently are not included for the Environmental Quality Incentives Program, but will be added once NRCS makes it available.

The information provided for the Wetland Reserve Program (WRP) provides an inaccurate picture of how WRP payments are distributed. USDA's Natural Resource Conservation Service uses title companies as intermediaries to finalize wetlands easements under the Wetlands Reserve Program. As a result, the data provided to us shows large sums of money going to these title companies. In reality, the payments are ultimately distributed to landowners participating in the WRP.

Unfortunately, NRCS has not provided the data to show where these farms and wetlands are located or which farmers or landowners are enrolling in the program, so EWG is unable to allocate these large sums of money to individuals beyond the title companies. Therefore, these companies skew the conservation rankings and payment concentration, which EWG cannot avoid unless and until NRCS makes available the additional farm attribution data. Therefore, we have not included WRP payments in the 2010 data update.

Finally, we have separated data on farm commodity, disaster and conservation payments in order to provide a more accurate picture of top recipients and concentration of payments among the three main categories of USDA programs.



USDA subsidy information for **Members Of Sun Land Farms Inc**

Recipient's ownership share(s)

Recipient:	County	Percentage Share*
	Cascade County, Montana	100.0 %
<u>Sun Land Farm Inc</u>	Cascade County, Montana	100.0 %
	Cascade County, Montana	100.0 %

* Most recent percentage share information is from 2008. According to USDA percentage shares for ownership may not reflect share of subsidy payments. EWG review shows that share information on file with USDA may not equal 100 percent.

Note: The information on conservation spending for 2010 is incomplete due to missing data from USDA's Natural Resource Conservation Service. Payment data currently are not included for the Environmental Quality Incentives Program, but will be added once NRCS makes it available.


The information provided for the Wetland Reserve Program (WRP) provides an inaccurate picture of how WRP payments are distributed. USDA's Natural Resource Conservation Service uses title companies as intermediaries to finalize wetlands easements under the Wetlands Reserve Program. As a result, the data provided to us shows large sums of money going to these title companies. In reality, the payments are ultimately distributed to landowners participating in the WRP.

Unfortunately, NRCS has not provided the data to show where these farms and wetlands are located or which farmers or landowners are enrolling in the program, so EWG is unable to allocate these large sums of money to individuals beyond the title companies. Therefore, these companies skew the conservation rankings and payment concentration, which EWG cannot avoid unless and until NRCS makes available the additional farm attribution data. Therefore, we have not included WRP payments in the 2010 data update.

Finally, we have separated data on farm commodity, disaster and conservation payments in order to provide a more accurate picture of top recipients and concentration of payments among the three main categories of USDA programs.

USDA subsidy information for **Sun Land Farm Inc**

Ownership shares for Sun Land Farm Inc

Pick year for ownership information 

USDA county office/Ownership:	Percentage Share*
Sun Land Farm Inc	
ownership information from 2006	
Cascade County, Montana	
Nathan Kleinsasser	9.09%
Peter P Kleinsasser	9.09%
Susana J Waldner	9.09%
Annie P Kleinsasser	9.09%
Eli J Kleinsasser	9.09%
Magdalena Entz	9.09%
Mary Entz	9.09%
Phillip J Kleinsasser	9.09%
Paul P Kleinsasser	9.09%
Steve P Kleinsasser	9.09%
Mark Kleinsasser	9.10%

* According to USDA percentage shares for ownership may not reflect share of subsidy payments. EWG review shows that share information on file with USDA may not always equal 100 percent. Most recent percentage share information is from 2008. Future release of this information was barred by law in the 2008 Farm Bill.

Note: The information on conservation spending for 2010 is incomplete due to missing data from USDA's Natural Resource Conservation Service. Payment data currently are not included for the Environmental Quality Incentives Program, but will be added once NRCS makes it available.

The information provided for the Wetland Reserve Program (WRP) provides an inaccurate picture of how WRP payments are distributed. USDA's Natural Resource Conservation Service uses title companies as intermediaries to finalize wetlands easements under the Wetlands Reserve Program. As a result, the data provided to us shows large sums of money going to these title companies. In reality, the payments are ultimately distributed to landowners participating in the WRP.

Unfortunately, NRCS has not provided the data to show where these farms and wetlands are located or which farmers or landowners are enrolling in the program, so EWG is unable to allocate these large sums of money to individuals beyond the title companies. Therefore, these companies skew the conservation rankings and payment concentration, which EWG cannot avoid unless and until NRCS makes available the additional farm attribution data. Therefore, we have not included WRP payments in the 2010 data update.

Finally, we have separated data on farm commodity, disaster and conservation payments in order to provide a more accurate picture of top recipients and concentration of payments among the three main categories of USDA programs.

19890311516000000010100000020080956010 0900000007088260000003162371
 0000003162371
 203752312SUMMIT MEDICAL FITNESS CENTER
 % BRAD A ROY 310 SUNNYVIEW LN
 KALISPELL MT59901-312900000331
 20061211600000000010120100320080376010 0300000065791270000003599941
 0000003568982 E70
 743118791SUMMIT PUBLICATIONS INC
 % LOIS E DRAKE PO BOX 5000
 GARDINER MT59030-500000000331 200407110000000000101000000
 00060 04 X90
 810538434SUMMIT RANCH INC
 % RICK A JOHNSON 1605 DANIELSON RD
 KALISPELL MT59901-725200000332
 200104111000000000010100000020081286010 1200000115385690000003548913
 0000003548913 B28
 810539635SUN LAND FARM INC
 % JOSEPH E WALDER PO BOX 320 ULM
 MT59485-032000004031 2009062000000000000101000000 00000 12
 X99
 760847448SUN RANCH INSTITUTE
 14 SOUTH WILLSON BOZEMAN MT59715-623200000331
 200712104000000000010100000020081244001 1200000002430840000000350748
 816077870SUN RIVER CEMETERY ASSOCIATION
 PO BOX 631 AUGUSTA MT59410-063100001332
 1950021009000000000101000000 90020 06
 810199536SUN RIVER ELECTRIC COOPERATIVE INC
 PO BOX 309 FAIRFIELD MT59436-030900001234
 194308200279000000030100000020081287010 1200000263427430000007697366
 0000007697366
 237309452SUN RIVER SKEET CLUB INC
 % WM DAVID MANIX PO BOX 1494 GREAT
 FALLS MT59403-149400000433 19960620028800000010100000020071244010
 12000000020561600000000127628 0000000127628
 810260343SUN RIVER VALLEY DITCH CO
 PO BOX 463 VAUGHN MT59487-046300001332
 19440920023027900010100000020071200020 12000000000000000000000000000000
 0000000000000 ZELLER JOHN
 810370847SUN RIVER VALLEY HISTORICAL SOCIETY
 % EMMA TOMAN 13847 MT HIGHWAY 200 SUN
 RIVER MT59483-973300000331
 19780111606006211910100000020090400020 04000000000000000000000000000000
 00000000000000
 810410392SUN RIVER VALLEY SENIOR CITIZENS
 PO BOX 151 FORT SHAW MT59443-015100000331
 19831111557599415410119840920030900020 09000000000000000000000000000000
 00000000000000
 810527250SUN RIVER WATERSHED
 816 GRIZZLY DR GREAT FALLS MT59404-382100000332
 199911015000000000010100000020081224010 1200000000118740000000145221
 0000000145221 C32
 942868539SUN VALLEY FOURSQUARE CHURCH
 % GREAT NORTHERN DISTRICT PO BOX 6017
 MISSOULA MT59806-601710610397 194910110325059000501000000
 93060 12
 810500933SUNBURST COMMUNITY SERVICE FOUNDATION INC
 40571 MT HIGHWAY 35 POLSON MT59860-899300000331


[Sign In](#) | [Cart](#) | [Newsletter](#)

1-800-MELISSA

[Products](#)[Solutions](#)[Downloads & Trials](#)[Support](#)[Resources](#)


Reverse Phone Append

You have a list of phone numbers
but need addresses.

Start Today

Nonprofit Organization Lookup

Enter a 5-digit ZIP Code, organization name or 9-digit Tax ID

SUN LAND FARM INC	
In Care of Name	JOSEPH E WALDER
Address	PO BOX 320 ULM, MT 59485-0320 MapG MapY MapV
IRS Subsection	501(d) - A religious and apostolic association.
Type of Organization	Corporation
Deductibility	Contributions are NOT deductible
Tax I.D. Number	810539635
Exempt Since	06-2009
Form 990 Requirement	Not required to file 990
Classification	Religion Related, Spiritual Development N.E.C.
Share with others information about this Nonprofit - like the web site, e-mail address, how to donate or any corrections to the data shown.	
<input type="button" value="Post a Message"/>	

Messages

[How Can We Improve this Lookup?](#) | [Email to a Friend](#) | [Lookups Forum](#) | [Terms of Use](#)



1-800-MELISSA

Sign In | Cart | Newsletters | Search

Products Solutions Downloads & Trials Support Resources Lookups Contact Us



Reverse Phone Append

You have a list of phone numbers
but need addresses.

Start Today

Nonprofit Organization Lookup

[Help](#) [Index](#)

Enter a 5-digit ZIP Code, organization name or 9-digit Tax ID

SUN LAND FARM INC	
In Care of Name	JOSEPH E WALDER
Address	PO BOX 320 ULM, MT 59485-0320 MapG MapY MapV
IRS Subsection	501(d) - A religious and apostolic association.
Type of Organization	Corporation
Deductibility	Contributions are NOT deductible
Tax I.D. Number	810539635
Exempt Since	06-2009
Form 990 Requirement	Not required to file 990
Classification	Religion Related, Spiritual Development N.E.C.
Share with others information about this Nonprofit - like the web site, e-mail address, how to donate or any corrections to the data shown.	
<input type="button" value="Post a Message"/>	

Messages

[How Can We Improve this Lookup?](#) | [Email to a Friend](#) | [Lookups Forum](#) | [Terms of Use](#)



1-800-MELISSA

[Products](#)[Solutions](#)[Downloads & Trials](#)[Support](#)[Resources](#)[Lookups](#)[Contact Us](#)[Sign In](#)[Cart](#)[Newsletters](#)[Search](#)[Free Lookups](#)[Home](#) > [Lookups](#) > Nonprofit Organization Lookup[Help](#)

What do you get when you geocode an address?

How about the ability to better target your customers for greater response?

[Start Today](#)Enter a 5-digit ZIP Code,
organization name or 9-digit Tax ID
[Submit](#)

Use this LookUp to:

- Find information on over 1.4 million registered nonprofit organizations in the United States
- Get organization name, assets, income, and IRS subsection
- Select organization for contact name and address, type of foundation and organization
- Get deductibility status, classification, Form 990, and more

SUN LAND FARM INC

In Care of Name **JOSEPH E WALDER****PO BOX 320**Address **ULM, MT 59485-0320**[MapG](#) [MapY](#) [MapV](#)IRS Subsection **501(d) - A religious and apostolic association.**Type of Organization **Corporation**Deductibility **Contributions are NOT deductible**Tax I.D. Number **810539635**Exempt Since **06-2009**Form 990 Requirement **Not required to file 990**Classification **Religion Related, Spiritual Development N.E.C.**

Share with others information about this Nonprofit - like the web site, e-mail address, how to donate or any corrections to the data shown.

[Post a Message](#)[Messages](#)[How Can We Improve this Lookup?](#) | [Send to a Friend](#) | [Lookups Forum](#) | [Terms of Use](#)

Contact Information for Farms as USDA farm subsidy recipients
Subject: Sun Land Farm Inc, Ulm, MT 59485
(note: name not confirmed as a Hutterite colony)

> Contact Information

1) IRS data

Address:

Sun Land Farm Inc
PO Box 320
Ulm, MT 59485-0320

Address verification results from [www.melissadata.com]:

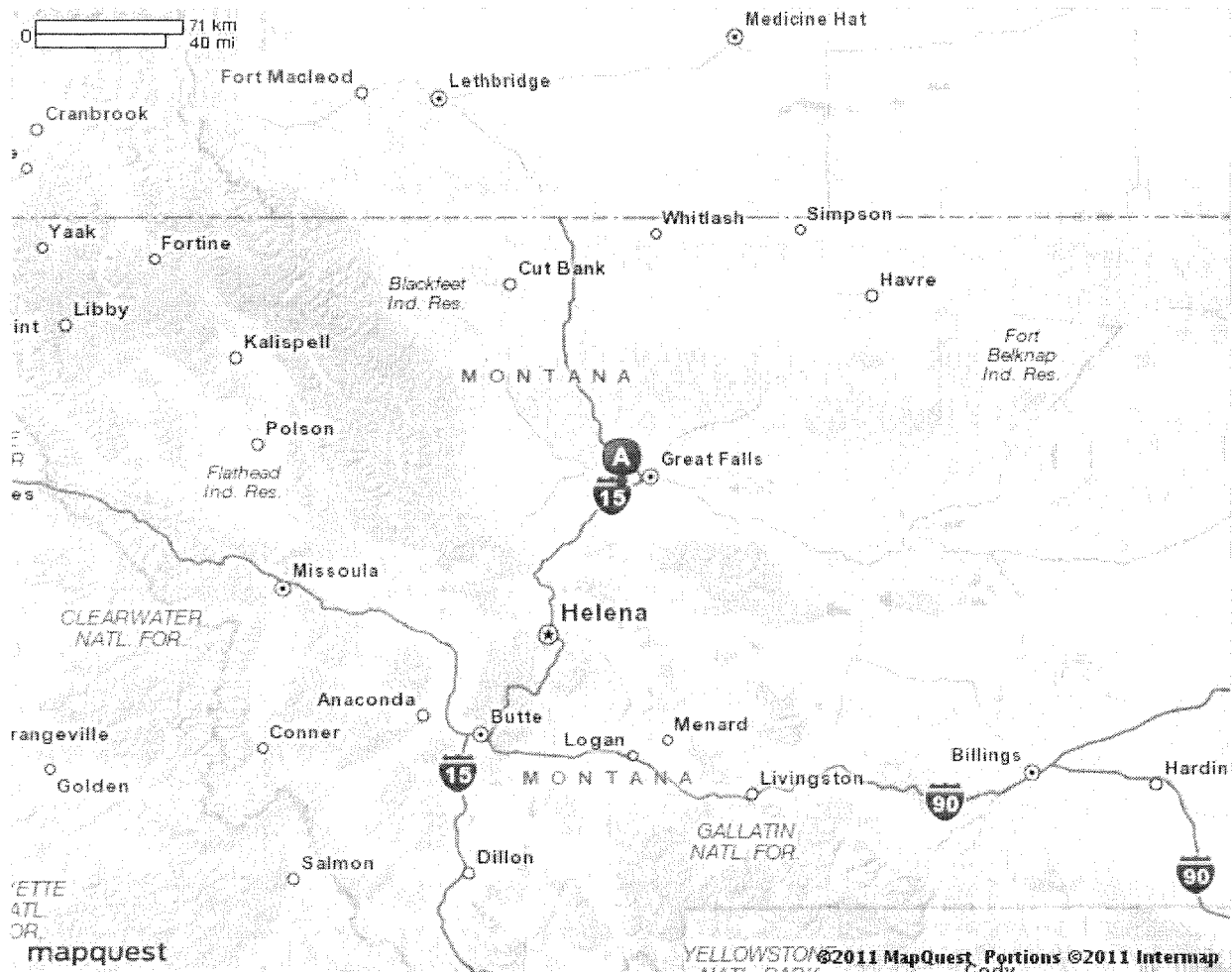
1) For (1) IRS data: address verified



MAPQUEST

Notes

Map of Ulm, MT



All rights reserved. Use subject to License/Copyright | [Map Legend](#)

Directions and maps are informational only. We make no warranties on the accuracy of their content, road conditions or route usability or expeditiousness. You assume all risk of use. MapQuest and its suppliers shall not be liable to you for any loss or delay resulting from your use of MapQuest. Your use of MapQuest means you agree to our [Terms of Use](#)

List of Evidence for Farms as USDA farm subsidy recipients
(note: farm may be a Hutterite colony)
Subject: Upland Farms Inc, Martinsdale, MT 59053
Location by State: Montana
Form and Version of Evidence: Original Evidence (Long Form)
Timeframe of Evidence as Webpages: 2009-2011
Topic: Original Evidence (Long Form) includes Findings and Conclusion

Section LF. List of Evidence (original evidence, long form)

- 1) EWG dataset (7/23/2011) for data 1995-2010 from [<http://farm.ewg.org/>]
 - a) 'Search Result' webpage
URL: [<http://farm.ewg.org/addrsearch.php?s=yup&stab=US&zip=&last=&first=&stab=AL&fulln...>]
 - b) 'Farm Location(s)' webpage
URL: [<http://farm.ewg.org/persondetail.php?custnumber=A11288432&summlevel=address>]
 - c) 'Summary' webpage(s)
URL: [<http://farm.ewg.org/persondetail.php?custnumber=A11288432>]
 - d) 'Programs' webpage(s)
URL: [<http://farm.ewg.org/persondetail.php?custnumber=A11288432&summlevel=detail>]
 - e) 'Ownership Interest(s)' webpage(s)
URL: [<http://farm.ewg.org/persondetail.php?custnumber=A11288432&summlevel=whois>]
Data:
 - 1) Hutterite surnames found with USDA ownership shares data (2010):
[Kleinsasser, Wipf]
(note: for verification of Hutterite surnames refer to the webpage 'Surnames of Founding Families' at [<http://www.feefhs.org/links/hutterites/surnames.html>])
- 2) IRS Exempt Organization (EO) data webpage(s) from [www.irs.gov]
EO File URL: [<http://www.irs.gov/taxstats/charitablestats/article/0,,id=97186,00.html>]
EO File Date: (12/7/2009 is date EO file was downloaded from IRS website to CD)
- 3) Melissa Data webpage(s) (11/10/2009) and (7/23/2011) from [www.melissadata.com]
URL (11/10/2009): [<http://www.melissadata.com/lookups/np.asp?ein=810531754>]
URL (7/23/2011): [<http://www.melissadata.com/lookups/np.asp?ein=810531754>]
- 4) Manta data webpage(s) from [www.manta.com]
URL: (evidence not included)
- 5) Hutterite Directory webpage(s)
From [www.cedrontech.com], or link from [www.hutterites.org]
URL: (evidence not included)
- 6) Contact Information page(s)
- 7) MapQuest webpage(s) (7/23/2011) from [www.mapquest.com]

List of Evidence for Farms as USDA farm subsidy recipients

(note: farm may be a Hutterite colony)

Subject: Upland Farms Inc, Martinsdale, MT 59053

Location by State: Montana

Topic: Findings, for Section LF

(page 1)

Findings (for Section LF):

1:

Upland Farms Inc cannot be confirmed as a Hutterite colony and member of the Hutterian Brethren Church due to a lack of evidence. Hutterite surnames are found at Upland Farms Inc.

Data for Upland Farms Inc for ID as a Hutterite colony:

1) Name: Upland Farms Inc, Martinsdale, MT 59053

2) Hutterite surnames found with USDA ownership shares data (2010): Kleinsasser, Wipf
(note: for verification of Hutterite surnames refer to the webpage 'Surnames of Founding Families' at [<http://www.feefhs.org/links/hutterites/surnames.html>])

3) IRS EO/BMF data:

a) Name: Upland Farms Inc, Martinsdale, MT 59053-0158

b) IRC Section:

1) IRM Table: 501(d) Apostolic and religious organization

2) SOI Table: 501(d) Apostolic and Religious Org.

2(a):

IRS EO/BMF data found and the organization name and location are the same as the USDA business name and location.

USDA Business Name and Location:

[Upland Farms Inc, Martinsdale, MT 59053]

IRS Organization Name and Location:

[Upland Farms Inc, Martinsdale, MT 59053-0158]

The IRC section is '501(d) Apostolic and religious organization' and the ruling date is 06/2009.

Upland Farms Inc, Martinsdale, MT 59053, is confirmed as a tax-exempt nonprofit religious organization during the timeframe 1995-2010 when the organization received USDA farm subsidies.

2(b):

'Summary' data shows that the farm subsidy payment data for the calculation of the USDA farm subsidy total for 1995-2010 applies to 2000-2010.

3:

Comparison of IRS EO/BMF data with Melissa Data data:

[Data Date: (IRS 12/7/2009), (Melissa Data 11/10/2009, 7/23/2011)]

[Data: EIN, Organization Name, Location by State, IRC Section, Ruling Date]

[810531754, Upland Farms Inc, MT, 501(d), 06/2009 = IRS]

[810531754, Upland Farms Inc, MT, 501(d), 06-2009 = Melissa Data (11/10/2009)]

[810531754, Upland Farms Inc, MT, 501(d), 06-2009 = Melissa Data (7/23/2011)]

Comparison of data demonstrates all data is the same basic data.

List of Evidence for Farms as USDA farm subsidy recipients

(note: farm may be a Hutterite colony)

Subject: Upland Farms Inc, Martinsdale, MT 59053

Location by State: Montana

Topic: Findings, for Section LF

(page 2)

4:

IRS EO/BMF data indicates the organization is not required to file Form 990. Data from Melissa Data for the same organization indicates the organization is not required to file Form 990. The organization is classified as IRC section 501(d) and files Form 1065 so the data for Form 990 is correct.

5:

Dataset for timeframe 1995-2010:

Identity of USDA farm subsidy recipient:

[Upland Farms Inc, Martinsdale, MT 59053]

USDA farm subsidy total:

- 1) Subsidy Total 1995-2010: \$829,452.93 (note: exact calculation)
- 2) Subsidy Payments 1995-2010 Total: \$829,453 (note: rounded off calculation)
- 3) 'Summary' data shows that the farm subsidy payment data for the calculation of the USDA farm subsidy total for 1995-2010 applies to 2000-2010. So, a calculation for financial compensation will need to consider the ruling date 06/2009.
- 4) 'Summary' data for Total USDA Subsidies 2010: \$112,076

IRS EO/BMF data (12/7/2009):

1) Name:

[Upland Farms Inc, PO Box 158, Martinsdale, MT 59053-0158]

2) Employer Identification Number (EIN): 810531754

3) IRC Section: 501(d) Apostolic and religious organization

4) Ruling Date: 06/2009

Melissa Data (11/10/2009, 7/23/2011):

1) Name:

[Upland Farms Inc, PO Box 158, Martinsdale, MT 59053-0158]

2) Tax I.D. Number: 810531754

3) IRS Subsection: 501(d) - A religious and apostolic association.

4) Exempt Since: 06-2009

Operating As: Farm as a tax-exempt nonprofit religious organization

List of Evidence for Farms as USDA farm subsidy recipients

(note: farm may be a Hutterite colony)

Subject: Upland Farms Inc, Martinsdale, MT 59053

(note: name not confirmed as a Hutterite colony)

Location by State: Montana

Status: Confirmed as EO (Exempt Organization)

Topic: Conclusion, for Section LF

(page 1)

Conclusion (for Section LF):

1(a):

Upland Farms Inc, Martinsdale, MT 59053, is confirmed as a tax-exempt nonprofit religious organization during the timeframe 1995-2010 when the organization received USDA farm subsidies. The organization's IRC section is '501(d) Apostolic and religious organization' and the ruling date is 06/2009.

1(b):

'Summary' data shows that the farm subsidy payment data for the calculation of the USDA farm subsidy total for 1995-2010 applies to 2000-2010.

2:

Dataset for timeframe 1995-2010:

Identity of USDA farm subsidy recipient:

[Upland Farms Inc, Martinsdale, MT 59053]

USDA farm subsidy total:

1) Subsidy Total 1995-2010: \$829,452.93 (note: exact calculation)

2) Subsidy Payments 1995-2010 Total: \$829,453 (note: rounded off calculation)

3) 'Summary' data shows that the farm subsidy payment data for the calculation of the USDA farm subsidy total for 1995-2010 applies to 2000-2010. So, a calculation for financial compensation will need to consider the ruling date 06/2009.

4) 'Summary' data for Total USDA Subsidies 2010: \$112,076

IRS EO/BMF data (12/7/2009):

1) Name:

[Upland Farms Inc, PO Box 158, Martinsdale, MT 59053-0158]

2) Employer Identification Number (EIN): 810531754

3) IRC Section: 501(d) Apostolic and religious organization

4) Ruling Date: 06/2009

Melissa Data (11/10/2009, 7/23/2011):

1) Name:

[Upland Farms Inc, PO Box 158, Martinsdale, MT 59053-0158]

2) Tax I.D. Number: 810531754

3) IRS Subsection: 501(d) - A religious and apostolic association.

4) Exempt Since: 06-2009

Operating As: Farm as a tax-exempt nonprofit religious organization

List of Evidence for Farms as USDA farm subsidy recipients

(note: farm may be a Hutterite colony)

Subject: Upland Farms Inc, Martinsdale, MT 59053

(note: name not confirmed as a Hutterite colony)

Location by State: Montana

Status: Confirmed as EO (Exempt Organization)

Topic: Conclusion, for Section LF

(page 2)

3:

Identification data:

Name: Upland Farms Inc, Martinsdale, MT 59053

IRS EO/BMF data: Upland Farms Inc, PO Box 158, Martinsdale, MT 59053-0158

4:

Recommendation:

> Step 1

Determine if organization is a Hutterite colony.

Name: Upland Farms Inc, Martinsdale, MT 59053

Hutterite surnames found with USDA ownership shares data (2010): Kleinsasser, Wipf

IRS EO/BMF data:

[Name: Upland Farms Inc, PO Box 158, Martinsdale, MT 59053-0158]

[IRC Section: 501(d) Apostolic and religious organization]



EWG Farm Subsidy Database

Corporate Subsidy Recipients **1** to **1** of **1** in Montana

Business Name: **UPLAND**

Rank	Name	Location	Subsidy Total 1995-2010
1	<u>Upland Farms Inc</u>	Martinsdale, MT 59053	\$ 829,452.93

Note: The information on conservation spending for 2010 is incomplete due to missing data from USDA's Natural Resource Conservation Service. Payment data currently are not included for the Environmental Quality Incentives Program, but will be added once NRCS makes it available.

The information provided for the Wetland Reserve Program (WRP) provides an inaccurate picture of how WRP payments are distributed. USDA's Natural Resource Conservation Service uses title companies as intermediaries to finalize wetlands easements under the Wetlands Reserve Program. As a result, the data provided to us shows large sums of money going to these title companies. In reality, the payments are ultimately distributed to landowners participating in the WRP.

Unfortunately, NRCS has not provided the data to show where these farms and wetlands are located or which farmers or landowners are enrolling in the program, so EWG is unable to allocate these large sums of money to individuals beyond the title companies. Therefore, these companies skew the conservation rankings and payment concentration, which EWG cannot avoid unless and until NRCS makes available the additional farm attribution data. Therefore, we have not included WRP payments in the 2010 data update.

Finally, we have separated data on farm commodity, disaster and conservation payments in order to provide a more accurate picture of top recipients and concentration of payments among the three main categories of USDA programs.

USDA subsidy information for **Upland Farms Inc****Addresses on file with USDA for Upland Farms Inc**

USDA county office from which subsidies were paid:	Subsidy Payments 1995-2010	Most recent address on file in USDA county office
Wheatland County, Montana	\$829,453	Upland Farms Inc Martinsdale, MT 59053
Total	\$829,453	

Note: The information on conservation spending for 2010 is incomplete due to missing data from USDA's Natural Resource Conservation Service. Payment data currently are not included for the Environmental Quality Incentives Program, but will be added once NRCS makes it available.

The information provided for the Wetland Reserve Program (WRP) provides an inaccurate picture of how WRP payments are distributed. USDA's Natural Resource Conservation Service uses title companies as intermediaries to finalize wetlands easements under the Wetlands Reserve Program. As a result, the data provided to us shows large sums of money going to these title companies. In reality, the payments are ultimately distributed to landowners participating in the WRP.

Unfortunately, NRCS has not provided the data to show where these farms and wetlands are located or which farmers or landowners are enrolling in the program, so EWG is unable to allocate these large sums of money to individuals beyond the title companies. Therefore, these companies skew the conservation rankings and payment concentration, which EWG cannot avoid unless and until NRCS makes available the additional farm attribution data. Therefore, we have not included WRP payments in the 2010 data update.

Finally, we have separated data on farm commodity, disaster and conservation payments in order to provide a more accurate picture of top recipients and concentration of payments among the three main categories of USDA programs.

Upland Farms Inc received payments totaling **\$829,453** from 1995 through 2010

Year	Conservation Subsidies	Disaster Subsidies	Commodity Subsidies	Total USDA Subsidies 1995-2010
1995	\$0	\$0	\$0	\$0
1996	\$0	\$0	\$0	\$0
1997	\$0	\$0	\$0	\$0
1998	\$0	\$0	\$0	\$0
1999	\$0	\$0	\$0	\$0
2000	\$0	\$0	\$129,153	\$129,153
2001	\$0	\$75,222	\$46,779	\$122,001
2002	\$0	\$0	\$34,037	\$34,037
2003	\$0	\$49,146	\$44,933	\$94,079
2004	\$0	\$0	\$55,785	\$55,785
2005	\$0	\$43,522	\$61,503	\$105,025
2006	\$0	\$0	\$57,060	\$57,060
2007	\$0	\$0	\$39,485	\$39,485
2008	\$0	\$2,280	\$39,485	\$41,765
2009	\$0	\$0	\$38,987	\$38,987
2010	\$0	\$73,356	\$38,720	\$112,076
Total	\$0	\$243,526	\$585,927	\$829,453

Crop Summary for Upland Farms Inc

Crop	Payments 1995-2010
Barley Subsidies**	\$292,702
Wheat Subsidies**	\$214,795
Oat Subsidies**	\$1,022

Note: The information on conservation spending for 2010 is incomplete due to missing data from USDA's Natural Resource Conservation Service. Payment data currently are not included for the Environmental Quality Incentives Program, but will be added once NRCS makes it available.

The information provided for the Wetland Reserve Program (WRP) provides an inaccurate picture of how WRP payments are distributed. USDA's Natural Resource Conservation Service uses title companies as intermediaries to finalize wetlands easements under the Wetlands Reserve Program. As a result, the data provided to us shows large sums of money going to these title companies. In reality, the payments are ultimately distributed to landowners participating in the WRP.

Unfortunately, NRCS has not provided the data to show where these farms and wetlands are located or which farmers or landowners are enrolling in the program, so EWG is unable to allocate these large sums of money to individuals beyond the title companies. Therefore, these companies skew the conservation rankings and payment concentration.

USDA subsidy information for **Upland Farms Inc****Payment Breakdown**

Subsidy Program	Total Payments 1995-2010
Total USDA - Subsidies	\$829,453
<i>Subtotal, Farming Subsidies</i>	\$585,927
<i>Subtotal, Disaster Payments</i>	\$243,526

Commodity subsidy breakdown

Subsidy Program	Total Payments 1995-2010
Subtotal, Farming Subsidies	\$585,927
<i>Total Direct Payments</i>	\$318,531
Direct Program Payments - 2008 Farm Bill	\$77,404
Direct Payment - Barley	\$132,671
Direct Payment - Oats	\$544
Direct Payment - Wheat	\$107,912
<i>Total Counter Cyclical Payments</i>	\$25,262
Counter Cyclical Payment - Barley	\$25,262
<i>Production Flexibility Contracts</i>	\$108,879
Production Flexibility - Barley	\$56,643
Production Flexibility - Oats	\$271
Production Flexibility - Wheat	\$51,965
<i>Mkt. Loss Asst. - Commodity Crops</i>	\$79,270
Market Loss Assistance - Barley	\$38,904
Market Loss Assistance - Oats	\$207
Market Loss Assistance - Wheat	\$40,159
<i>Loan Deficiency Payments</i>	\$53,981
Loan Deficiency - Barley	\$39,222
Loan Deficiency - Wheat	\$18,170
Loan Def. Refund - Wheat	\$-3,412
<i>Misc. Farm - Subsidies</i>	\$4
Interest Penalty Payments	\$4

Disaster subsidy breakdown

Subsidy Program	Total Payments 1995-2010
-----------------	--------------------------

Subtotal, Disaster Payments	\$243,526
<i>Supplemental Revenue Assistance Payments Program</i>	\$73,356
SURE - Program Payments	\$56,306
SURE - 2010 Recovery Act Payments for Crop Year 2008	\$17,050
<i>Misc. Disaster Payments</i>	\$170,170
Crop Disaster - Program	\$170,170

Note: The information on conservation spending for 2010 is incomplete due to missing data from USDA's Natural Resource Conservation Service. Payment data currently are not included for the Environmental Quality Incentives Program, but will be added once NRCS makes it available.

The information provided for the Wetland Reserve Program (WRP) provides an inaccurate picture of how WRP payments are distributed. USDA's Natural Resource Conservation Service uses title companies as intermediaries to finalize wetlands easements under the Wetlands Reserve Program. As a result, the data provided to us shows large sums of money going to these title companies. In reality, the payments are ultimately distributed to landowners participating in the WRP.

Unfortunately, NRCS has not provided the data to show where these farms and wetlands are located or which farmers or landowners are enrolling in the program, so EWG is unable to allocate these large sums of money to individuals beyond the title companies. Therefore, these companies skew the conservation rankings and payment concentration, which EWG cannot avoid unless and until NRCS makes available the additional farm attribution data. Therefore, we have not included WRP payments in the 2010 data update.

Finally, we have separated data on farm commodity, disaster and conservation payments in order to provide a more accurate picture of top recipients and concentration of payments among the three main categories of USDA programs.

USDA subsidy information for **Upland Farms Inc****Ownership shares for Upland Farms Inc**

Pick year for ownership information

USDA county office/Ownership:	Percentage Share*
Upland Farms Inc	
ownership information from 2010	
Wheatland County, Montana	
Kate P Wipf	N/A*
David D Wipf	N/A*
Becky D Wipf	N/A*
Lydia J Kleinsasser	N/A*
David J Wipf	N/A*
Joseph J Kleinsasser	N/A*
Phillip E Wipf	N/A*
Arnie P Wipf	N/A*
Benjamin D Wipf	N/A*
Micheal D Wipf	N/A*
Rebecca D Wipf	N/A*
Sara P Wipf	N/A*
Esther E Kleinsasser	N/A*
Katie P Wipf	N/A*
Ned J Kleinsasser	N/A*
George J Kleinsasser	N/A*
Paul H Wipf	N/A*
Glen H Wipf	N/A*
Jared H Wipf	N/A*
Josie H Wipf	N/A*
Rhonda D Wipf	N/A*
Lisa D Wipf	N/A*
Theresa K Wipf	N/A*
Adam P Wipf	N/A*
Maria H Wipf	N/A*
Phillip P Wipf	N/A*

<u>Anna J Kleinsasser</u>	N/A*
<u>Steven P Wipf</u>	N/A*
<u>Joel J Kleinsasser</u>	N/A*
<u>Lorna G Kleinsasser</u>	N/A*
<u>Katrin H Wipf</u>	N/A*
<u>Mark Wipf</u>	N/A*
<u>Edwin P Wipf</u>	N/A*
<u>Dorothy G Kleinsasser</u>	N/A*
<u>Martin H Wipf</u>	N/A*
<u>Jacobi P Wipf</u>	N/A*
<u>Leah A Wipf</u>	N/A*
<u>Rebekah G Kleinsasser</u>	N/A*
USDA exempted entity from release	N/A*
USDA exempted entity from release	N/A*

* According to USDA percentage shares for ownership may not reflect share of subsidy payments. EWG review shows that share information on file with USDA may not always equal 100 percent. Most recent percentage share information is from 2008. Future release of this information was barred by law in the 2008 Farm Bill.

Note: The information on conservation spending for 2010 is incomplete due to missing data from USDA's Natural Resource Conservation Service. Payment data currently are not included for the Environmental Quality Incentives Program, but will be added once NRCS makes it available.

The information provided for the Wetland Reserve Program (WRP) provides an inaccurate picture of how WRP payments are distributed. USDA's Natural Resource Conservation Service uses title companies as intermediaries to finalize wetlands easements under the Wetlands Reserve Program. As a result, the data provided to us shows large sums of money going to these title companies. In reality, the payments are ultimately distributed to landowners participating in the WRP.

Unfortunately, NRCS has not provided the data to show where these farms and wetlands are located or which farmers or landowners are enrolling in the program, so EWG is unable to allocate these large sums of money to individuals beyond the title companies. Therefore, these companies skew the conservation rankings and payment concentration, which EWG cannot avoid unless and until NRCS makes available the additional farm attribution data. Therefore, we have not included WRP payments in the 2010 data update.

Finally, we have separated data on farm commodity, disaster and conservation payments in order to provide a more accurate picture of top recipients and concentration of payments among the three main categories of USDA programs.

[illegible]



1-800-MELISSA

[Products](#)[Solutions](#)[Downloads & Trials](#)[Support](#)[Resources](#)

Get a list of **new homeowners** in your area

[Learn: Name & address](#) [Purchase price](#) [Dwelling type](#) [Lender name](#) [Home equity](#) [Mortgage amount & type](#)

Over 75,000 added each week ► [Click here to start](#)

Nonprofit Organization Lookup

Enter a 5-digit ZIP Code, organization name or 9-digit Tax ID

UPLAND FARMS INC	
In Care of Name	PETER J WIPF
Address	PO BOX 158 MARTINSDALE, MT 59053-0158 MapG MapY MapV
IRS Subsection	501(d) - A religious and apostolic association.
Type of Organization	Corporation
Deductibility	Contributions are NOT deductible
Tax I.D. Number	810531754
Exempt Since	06-2009
Form 990 Requirement	Not required to file 990
Classification	Religion Related, Spiritual Development N.E.C.
Share with others information about this Nonprofit - like the web site, e-mail address, how to donate or any corrections to the data shown.	
<input type="button" value="Post a Message"/>	

Messages

[How Can We Improve this Lookup?](#) | [Email to a Friend](#) | [Lookups Forum](#) | [Terms of Use](#)



1-800-MELISSA

[Sign In](#) | [Cart](#) | [Newsletters](#) | [Search](#)



[Products](#) [Solutions](#) [Downloads & Trials](#) [Support](#) [Resources](#) [Lookups](#) [Contact Us](#)

Get a list of **new homeowners** in your area

Learn: [Name & address](#) [Purchase price](#) [Dwelling type](#) [Lender name](#) [Home equity](#) [Mortgage amount & type](#)
Over 75,000 added each week ► [Click here to start](#)

Nonprofit Organization Lookup

[Help](#)

[Index](#)

Enter a 5-digit ZIP Code, organization name or 9-digit Tax ID

UPLAND FARMS INC	
In Care of Name	PETER J WIPF
Address	PO BOX 158 MARTINDALE, MT 59053-0158 MapG MapY MapV
IRS Subsection	501 (d) - A religious and apostolic association.
Type of Organization	Corporation
Deductibility	Contributions are NOT deductible
Tax I.D. Number	810531754
Exempt Since	06-2009
Form 990 Requirement	Not required to file 990
Classification	Religion Related, Spiritual Development N.E.C.
Share with others information about this Nonprofit - like the web site, e-mail address, how to donate or any corrections to the data shown.	
<input type="button" value="Post a Message"/>	

Messages

[How Can We Improve this Lookup?](#) | [Email to a Friend](#) | [Lookups Forum](#) | [Terms of Use](#)



1-800-MELISSA

[Products](#)[Solutions](#)[Downloads & Trials](#)[Sign In](#)[Cart](#)[Newsletters](#)[Search](#)[Support](#)[Resources](#)[Lookups](#)[Contact Us](#)[Free Lookups](#)[Home](#) > [Lookups](#) > **Nonprofit Organization Lookup**[Help](#)

Address Verification and Management

Developer tools, Software, & Services for your data quality needs.

[Request Information](#)Enter a 5-digit ZIP Code,
organization name or 9-digit Tax ID

Use this LookUp to:

- Find information on over 1.4 million registered nonprofit organizations in the United States
- Get organization name, assets, income, and IRS subsection
- Select organization for contact name and address, type of foundation and organization
- Get deductibility status, classification, Form 990, and more

UPLAND FARMS INC

In Care of Name	PETER J WIPF
Address	PO BOX 158 MARTINSDALE, MT 59053-0158 MapG MapY MapV
IRS Subsection	501(d) - A religious and apostolic association.
Type of Organization	Corporation
Deductibility	Contributions are NOT deductible
Tax I.D. Number	810531754
Exempt Since	06-2009
Form 990 Requirement	Not required to file 990
Classification	Religion Related, Spiritual Development N.E.C.

Share with others information about this Nonprofit - like the web site, e-mail address, how to donate or any corrections to the data shown.

[Post a Message](#)

Messages

[How Can We Improve this Lookup?](#) | [Send to a Friend](#) | [Lookups Forum](#) | [Terms of Use](#)

Contact Information for Farms as USDA farm subsidy recipients

Subject: Upland Farms Inc, Martinsdale, MT 59053

(note: name not confirmed as a Hutterite colony)

> Contact Information

1) IRS data

Address:

Upland Farms Inc

PO Box 158

Martinsdale, MT 59053-0158

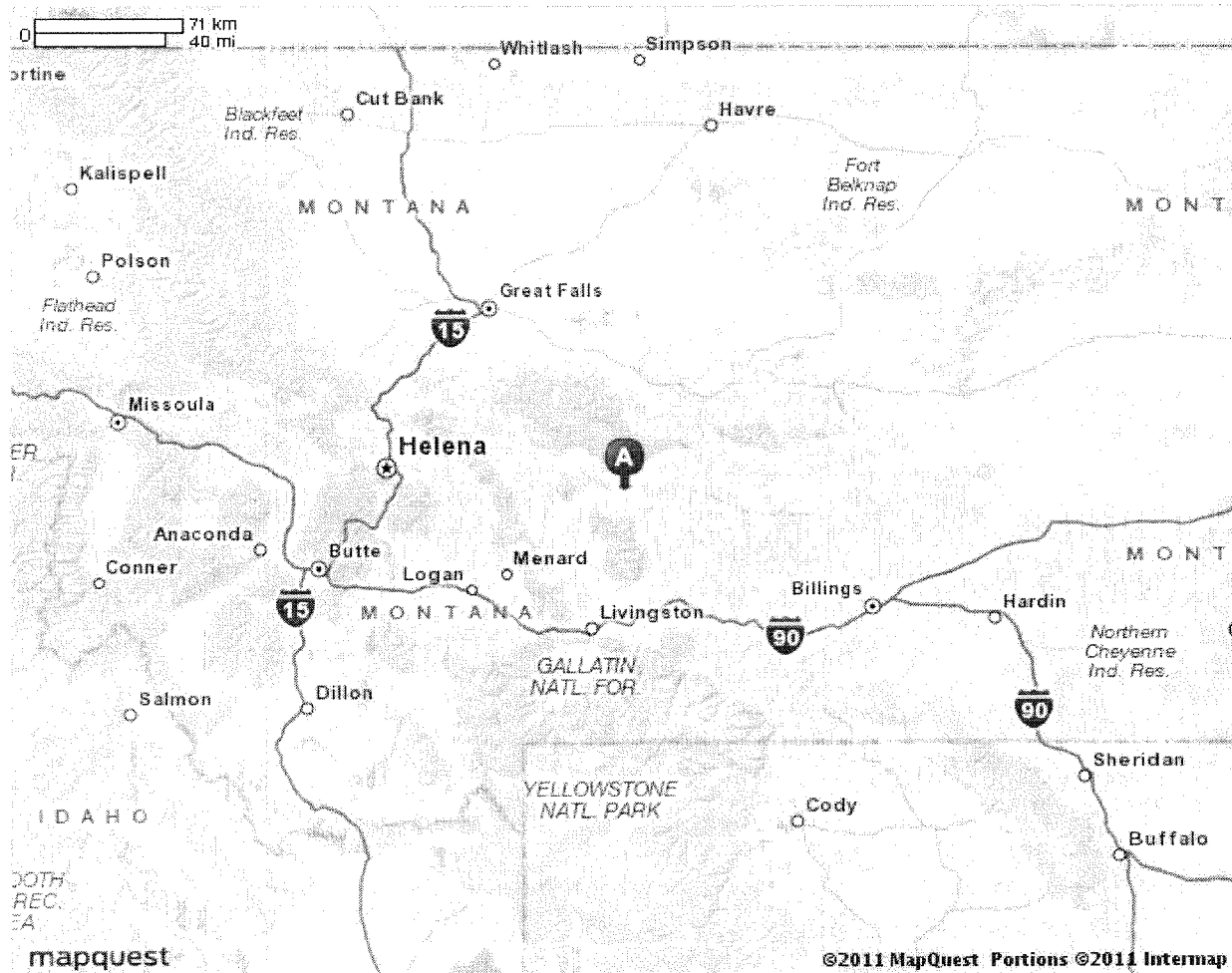
Address verification results from [www.melissadata.com]:

1) For (1) IRS data: address verified

MAPQUEST.

Map of Martinsdale, MT

Notes



All rights reserved. Use subject to [License/Copyright](#) | [Map Legend](#)

Directions and maps are informational only. We make no warranties on the accuracy of their content, road conditions or route usability or expeditiousness. You assume all risk of use. MapQuest and its suppliers shall not be liable to you for any loss or delay resulting from your use of MapQuest. Your use of MapQuest means you agree to our [Terms of Use](#)

List of Evidence for Farms as USDA farm subsidy recipients
(note: farm may be a Hutterite colony)
Subject: West End Farm Inc, Sunburst, MT 59482
Location by State: Montana
Form and Version of Evidence: Original Evidence (Long Form)
Timeframe of Evidence as Webpages: 2009-2011
Topic: Original Evidence (Long Form) includes Findings and Conclusion

Section LF. List of Evidence (original evidence, long form)

- 1) EWG dataset (7/23/2011) for data 1995-2010 from [<http://farm.ewg.org/>]
 - a) 'Search Result' webpage
URL: [<http://farm.ewg.org/addrsearch.php?s=yup&stab=US&zip=&last=&first=&stab=AL&fulln...>]
 - b) 'Farm Location(s)' webpage
URL: [<http://farm.ewg.org/persondetail.php?custnumber=A11294037&summlevel=address>]
 - c) 'Summary' webpage(s)
URL: [<http://farm.ewg.org/persondetail.php?custnumber=A11294037>]
 - d) 'Programs' webpage(s)
URL: [<http://farm.ewg.org/persondetail.php?custnumber=A11294037&summlevel=detail>]
 - e) 'Ownership Interest(s)' webpage(s)
URL: [<http://farm.ewg.org/persondetail.php?custnumber=A11294037&summlevel=whois>]
Data:
 - 1) Hutterite surnames found with USDA ownership shares data (2010):
[Entz, Hofer, Wurz]
(note: for verification of Hutterite surnames refer to the webpage 'Surnames of Founding Families' at [<http://www.feefhs.org/links/hutterites/surnames.html>])
- 2) IRS Exempt Organization (EO) data webpage(s) from [www.irs.gov]
EO File URL: [<http://www.irs.gov/taxstats/charitablestats/article/0,,id=97186,00.html>]
EO File Date: (12/7/2009 is date EO file was downloaded from IRS website to CD)
- 3) Melissa Data webpage(s) (11/10/2009) and (7/23/2011) from [www.melissadata.com]
URL (11/10/2009): [<http://www.melissadata.com/lookups/np.asp?ein=810531950>]
URL (7/23/2011): [<http://www.melissadata.com/lookups/np.asp?ein=810531950>]
- 4) Manta data webpage(s) from [www.manta.com]
URL: (evidence not included)
- 5) Hutterite Directory webpage(s)
From [www.cedrontech.com], or link from [www.hutterites.org]
URL: (evidence not included)
- 6) Contact Information page(s)
- 7) MapQuest webpage(s) (7/23/2011) from [www.mapquest.com]

List of Evidence for Farms as USDA farm subsidy recipients

(note: farm may be a Hutterite colony)

Subject: West End Farm Inc, Sunburst, MT 59482

Location by State: Montana

Topic: Findings, for Section LF

(page 1)

Findings (for Section LF):

1:

West End Farm Inc cannot be confirmed as a Hutterite colony and member of the Hutterian Brethren Church due to a lack of evidence. Hutterite surnames are found at West End Farm Inc.

Data for West End Farm Inc for ID as a Hutterite colony:

1) Name: West End Farm Inc, Sunburst, MT 59482

2) Hutterite surnames found with USDA ownership shares data (2010): Entz, Hofer, Wurz
(note: for verification of Hutterite surnames refer to the webpage 'Surnames of Founding Families' at [<http://www.feefhs.org/links/hutterites/surnames.html>])

3) IRS EO/BMF data:

a) Name: West End Farm Inc, Sunburst, MT 59482-0176

b) IRC Section:

1) IRM Table: 501(d) Apostolic and religious organization

2) SOI Table: 501(d) Apostolic and Religious Org.

2(a):

IRS EO/BMF data found and the organization name and location are the same as the USDA business name and location.

USDA Business Name and Location:

[West End Farm Inc, Sunburst, MT 59482]

IRS Organization Name and Location:

[West End Farm Inc, Sunburst, MT 59482-0176]

The IRC section is '501(d) Apostolic and religious organization' and the ruling date is 05/2009.

West End Farm Inc, Sunburst, MT 59482, is confirmed as a tax-exempt nonprofit religious organization during the timeframe 1995-2010 when the organization received USDA farm subsidies.

2(b):

'Summary' data shows that the farm subsidy payment data for the calculation of the USDA farm subsidy total for 1995-2010 applies to 2000-2010.

3:

Comparison of IRS EO/BMF data with Melissa Data data:

[Data Date: (IRS 12/7/2009), (Melissa Data 11/10/2009, 7/23/2011)]

[Data: EIN, Organization Name, Location by State, IRC Section, Ruling Date]

[810531950, West End Farm Inc, MT, 501(d), 05/2009 = IRS]

[810531950, West End Farm Inc, MT, 501(d), 05-2009 = Melissa Data (11/10/2009)]

[810531950, West End Farm Inc, MT, 501(d), 05-2009 = Melissa Data (7/23/2011)]

Comparison of data demonstrates all data is the same basic data.

List of Evidence for Farms as USDA farm subsidy recipients

(note: farm may be a Hutterite colony)

Subject: West End Farm Inc, Sunburst, MT 59482

Location by State: Montana

Topic: Findings, for Section LF

(page 2)

4:

IRS EO/BMF data indicates the organization is not required to file Form 990. Data from Melissa Data for the same organization indicates the organization is not required to file Form 990. The organization is classified as IRC section 501(d) and files Form 1065 so the data for Form 990 is correct.

5:

Dataset for timeframe 1995-2010:

Identity of USDA farm subsidy recipient:

[West End Farm Inc, Sunburst, MT 59482]

USDA farm subsidy total:

- 1) Subsidy Total 1995-2010: \$806,549.98 (note: exact calculation)
- 2) Subsidy Payments 1995-2010 Total: \$806,550 (note: rounded off calculation)
- 3) 'Summary' data shows that the farm subsidy payment data for the calculation of the USDA farm subsidy total for 1995-2010 applies to 2000-2010. So, a calculation for financial compensation will need to consider the ruling date 05/2009.
- 4) 'Summary' data for Total USDA Subsidies 2010: \$44,091

IRS EO/BMF data (12/7/2009):

1) Name:

[West End Farm Inc, PO Box 176, Sunburst, MT 59482-0176]

2) Employer Identification Number (EIN): 810531950

3) IRC Section: 501(d) Apostolic and religious organization

4) Ruling Date: 05/2009

Melissa Data (11/10/2009, 7/23/2011):

1) Name:

[West End Farm Inc, PO Box 176, Sunburst, MT 59482-0176]

2) Tax I.D. Number: 810531950

3) IRS Subsection: 501(d) - A religious and apostolic association.

4) Exempt Since: 05-2009

Operating As: Farm as a tax-exempt nonprofit religious organization

List of Evidence for Farms as USDA farm subsidy recipients

(note: farm may be a Hutterite colony)

Subject: West End Farm Inc, Sunburst, MT 59482

(note: name not confirmed as a Hutterite colony)

Location by State: Montana

Status: Confirmed as EO (Exempt Organization)

Topic: Conclusion, for Section LF

(page 1)

Conclusion (for Section LF):

1(a):

West End Farm Inc, Sunburst, MT 59482, is confirmed as a tax-exempt nonprofit religious organization during the timeframe 1995-2010 when the organization received USDA farm subsidies. The organization's IRC section is '501(d) Apostolic and religious organization' and the ruling date is 05/2009.

1(b):

'Summary' data shows that the farm subsidy payment data for the calculation of the USDA farm subsidy total for 1995-2010 applies to 2000-2010.

2:

Dataset for timeframe 1995-2010:

Identity of USDA farm subsidy recipient:

[West End Farm Inc, Sunburst, MT 59482]

USDA farm subsidy total:

1) Subsidy Total 1995-2010: \$806,549.98 (note: exact calculation)

2) Subsidy Payments 1995-2010 Total: \$806,550 (note: rounded off calculation)

3) 'Summary' data shows that the farm subsidy payment data for the calculation of the USDA farm subsidy total for 1995-2010 applies to 2000-2010. So, a calculation for financial compensation will need to consider the ruling date 05/2009.

4) 'Summary' data for Total USDA Subsidies 2010: \$44,091

IRS EO/BMF data (12/7/2009):

1) Name:

[West End Farm Inc, PO Box 176, Sunburst, MT 59482-0176]

2) Employer Identification Number (EIN): 810531950

3) IRC Section: 501(d) Apostolic and religious organization

4) Ruling Date: 05/2009

Melissa Data (11/10/2009, 7/23/2011):

1) Name:

[West End Farm Inc, PO Box 176, Sunburst, MT 59482-0176]

2) Tax I.D. Number: 810531950

3) IRS Subsection: 501(d) - A religious and apostolic association.

4) Exempt Since: 05-2009

Operating As: Farm as a tax-exempt nonprofit religious organization

List of Evidence for Farms as USDA farm subsidy recipients

(note: farm may be a Hutterite colony)

Subject: West End Farm Inc, Sunburst, MT 59482

(note: name not confirmed as a Hutterite colony)

Location by State: Montana

Status: Confirmed as EO (Exempt Organization)

Topic: Conclusion, for Section LF

(page 2)

3:

Identification data:

Name: West End Farm Inc, Sunburst, MT 59482

IRS EO/BMF data: West End Farm Inc, PO Box 176, Sunburst, MT 59482-0176

4:

Recommendation:

> Step 1

Determine if organization is a Hutterite colony.

Name: West End Farm Inc, Sunburst, MT 59482

Hutterite surnames found with USDA ownership shares data (2010): Entz, Hofer, Wurz

IRS EO/BMF data:

[Name: West End Farm Inc, PO Box 176, Sunburst, MT 59482-0176]

[IRC Section: 501(d) Apostolic and religious organization]



EWG Farm Subsidy Database

Corporate Subsidy Recipients 1 to 1 of 1 in Montana

Business Name: **WEST END**

Rank	Name	Location	Subsidy Total 1995-2010
1	<u>West End Farm Inc</u>	Sunburst, MT 59482	\$ 806,549.98

Note: The information on conservation spending for 2010 is incomplete due to missing data from USDA's Natural Resource Conservation Service. Payment data currently are not included for the Environmental Quality Incentives Program, but will be added once NRCS makes it available.

The information provided for the Wetland Reserve Program (WRP) provides an inaccurate picture of how WRP payments are distributed. USDA's Natural Resource Conservation Service uses title companies as intermediaries to finalize wetlands easements under the Wetlands Reserve Program. As a result, the data provided to us shows large sums of money going to these title companies. In reality, the payments are ultimately distributed to landowners participating in the WRP.

Unfortunately, NRCS has not provided the data to show where these farms and wetlands are located or which farmers or landowners are enrolling in the program, so EWG is unable to allocate these large sums of money to individuals beyond the title companies. Therefore, these companies skew the conservation rankings and payment concentration, which EWG cannot avoid unless and until NRCS makes available the additional farm attribution data. Therefore, we have not included WRP payments in the 2010 data update.

Finally, we have separated data on farm commodity, disaster and conservation payments in order to provide a more accurate picture of top recipients and concentration of payments among the three main categories of USDA programs.

USDA subsidy information for **West End Farm Inc****Addresses on file with USDA for West End Farm Inc**

USDA county office from which subsidies were paid:	Subsidy Payments 1995-2010	Most recent address on file in USDA county office
Toole County, Montana	\$806,550	West End Farm Inc Sunburst, MT 59482
Total	\$806,550	

Note: The information on conservation spending for 2010 is incomplete due to missing data from USDA's Natural Resource Conservation Service. Payment data currently are not included for the Environmental Quality Incentives Program, but will be added once NRCS makes it available.

The information provided for the Wetland Reserve Program (WRP) provides an inaccurate picture of how WRP payments are distributed. USDA's Natural Resource Conservation Service uses title companies as intermediaries to finalize wetlands easements under the Wetlands Reserve Program. As a result, the data provided to us shows large sums of money going to these title companies. In reality, the payments are ultimately distributed to landowners participating in the WRP.

Unfortunately, NRCS has not provided the data to show where these farms and wetlands are located or which farmers or landowners are enrolling in the program, so EWG is unable to allocate these large sums of money to individuals beyond the title companies. Therefore, these companies skew the conservation rankings and payment concentration, which EWG cannot avoid unless and until NRCS makes available the additional farm attribution data. Therefore, we have not included WRP payments in the 2010 data update.

Finally, we have separated data on farm commodity, disaster and conservation payments in order to provide a more accurate picture of top recipients and concentration of payments among the three main categories of USDA programs.

West End Farm Inc received payments totaling \$806,550 from 1995 through 2010

Year	Conservation Subsidies	Disaster Subsidies	Commodity Subsidies	Total USDA Subsidies 1995-2010
1995	\$0	\$0	\$0	\$0
1996	\$0	\$0	\$0	\$0
1997	\$0	\$0	\$0	\$0
1998	\$0	\$0	\$0	\$0
1999	\$0	\$0	\$0	\$0
2000	\$0	\$0	\$100,053	\$100,053
2001	\$0	\$61,350	\$65,118	\$126,468
2002	\$0	\$1,079	\$60,064	\$61,143
2003	\$0	\$33,239	\$21,866	\$55,105
2004	\$0	\$0	\$81,920	\$81,920
2005	\$0	\$31,468	\$73,677	\$105,145
2006	\$0	\$0	\$63,435	\$63,435
2007	\$0	\$0	\$40,000	\$40,000
2008	\$0	\$11,173	\$40,000	\$51,173
2009	\$0	\$0	\$78,018	\$78,018
2010	\$0	\$0	\$44,091	\$44,091
Total	\$0	\$138,309	\$668,241	\$806,550

Crop Summary for West End Farm Inc

Crop	Payments 1995-2010
Wheat Subsidies**	\$343,322
Barley Subsidies**	\$241,080
Canola Subsidies**	\$3,719
Oat Subsidies**	\$780

Note: The information on conservation spending for 2010 is incomplete due to missing data from USDA's Natural Resource Conservation Service. Payment data currently are not included for the Environmental Quality Incentives Program, but will be added once NRCS makes it available.

The information provided for the Wetland Reserve Program (WRP) provides an inaccurate picture of how WRP payments are distributed. USDA's Natural Resource Conservation Service uses title companies as intermediaries to finalize wetlands easements under the Wetlands Reserve Program. As a result, the data provided to us shows large sums of money going to these title companies. In reality, the payments are ultimately distributed to landowners participating in the WRP.

Unfortunately, NRCS has not provided the data to show where these farms and wetlands are located or which farmers or landowners are enrolling in the program, so EWG is unable to allocate these large sums of money to individuals.

[EWG](#) | [About](#) | [Press](#)USDA subsidy information for **West End Farm Inc****Payment Breakdown**

Subsidy Program	Total Payments 1995-2010
Total USDA - Subsidies	\$806,550
<i>Subtotal, Farming Subsidies</i>	\$668,241
<i>Subtotal, Disaster Payments</i>	\$138,309

Commodity subsidy breakdown

Subsidy Program	Total Payments 1995-2010
Subtotal, Farming Subsidies	\$668,241
<i>Total Direct Payments</i>	\$331,878
Direct Program Payments - 2008 Farm Bill	\$79,333
Direct Payment - Barley	\$85,002
Direct Payment - Canola	\$3,374
Direct Payment - Wheat	\$164,169
<i>Total Counter Cyclical Payments</i>	\$15,602
Counter Cyclical Payment - Barley	\$15,602
Counter Cyclical Payment - Wheat	\$0
<i>Production Flexibility Contracts</i>	\$90,719
Production Flexibility - Barley	\$27,933
Production Flexibility - Oats	\$371
Production Flexibility - Wheat	\$62,415
<i>Mkt. Loss Asst. - Commodity Crops</i>	\$69,881
Market Loss Assistance - Barley	\$21,236
Market Loss Assistance - Oats	\$409
Market Loss Assistance - Wheat	\$48,236
<i>Loan Deficiency Payments</i>	\$158,505
Loan Deficiency - Barley	\$91,307
Loan Deficiency - Canola Oil	\$345
Loan Deficiency - Wheat	\$66,852
<i>Marketing Loan Gains</i>	\$1,650
Market Gains Farm - Wheat	\$1,650
<i>Misc. Farm - Subsidies</i>	\$6
Interest Penalty Payments	\$6


Disaster subsidy breakdown

Subsidy Program	Total Payments 1995-2010
Subtotal, Disaster Payments	\$138,309
<i>Misc. Disaster Payments</i>	\$138,309
Crop Disaster - Program	\$136,933
Non-insured Assistance	\$297
Quality Losses Program	\$1,079

Note: The information on conservation spending for 2010 is incomplete due to missing data from USDA's Natural Resource Conservation Service. Payment data currently are not included for the Environmental Quality Incentives Program, but will be added once NRCS makes it available.

The information provided for the Wetland Reserve Program (WRP) provides an inaccurate picture of how WRP payments are distributed. USDA's Natural Resource Conservation Service uses title companies as intermediaries to finalize wetlands easements under the Wetlands Reserve Program. As a result, the data provided to us shows large sums of money going to these title companies. In reality, the payments are ultimately distributed to landowners participating in the WRP.

Unfortunately, NRCS has not provided the data to show where these farms and wetlands are located or which farmers or landowners are enrolling in the program, so EWG is unable to allocate these large sums of money to individuals.

USDA subsidy information for **West End Farm Inc****Ownership shares for West End Farm Inc**Pick year for ownership information 

USDA county office/Ownership:	Percentage Share*
West End Farm Inc	
ownership information from 2010	
Toole County, Montana	
Gloria Entz	N/A*
John S Wurz	N/A*
Elias J Hofer	N/A*
Lydia P Hofer	N/A*
David J Hofer	N/A*
Walter J Hofer	N/A*
George J Hofer	N/A*
Rebecca W Hofer	N/A*
Albert Z Hofer	N/A*
Robert J Wurz	N/A*
Rebecca A Wurz	N/A*
Martha J Wurz	N/A*
Lydia D Hofer	N/A*
Nathan D Hofer	N/A*
Lena J Hofer	N/A*
Jordan G Hofer	N/A*
Josephine E Hofer	N/A*
Linda E Hofer	N/A*
Julianne G Hofer	N/A*
Jolene D Hofer	N/A*
Susanna L Hofer	N/A*
Daniel E Hofer	N/A*
Timothy A Hofer	N/A*
John D Hofer	N/A*
Peter L Hofer	N/A*
Elias E Hofer	N/A*

<u>Heidi W Hofer</u>	N/A*
<u>Albert A Hofer</u>	N/A*
<u>Lucas R Wurz</u>	N/A*

* According to USDA percentage shares for ownership may not reflect share of subsidy payments. EWG review shows that share information on file with USDA may not always equal 100 percent. Most recent percentage share information is from 2008. Future release of this information was barred by law in the 2008 Farm Bill.

Note: The information on conservation spending for 2010 is incomplete due to missing data from USDA's Natural Resource Conservation Service. Payment data currently are not included for the Environmental Quality Incentives Program, but will be added once NRCS makes it available.

The information provided for the Wetland Reserve Program (WRP) provides an inaccurate picture of how WRP payments are distributed. USDA's Natural Resource Conservation Service uses title companies as intermediaries to finalize wetlands easements under the Wetlands Reserve Program. As a result, the data provided to us shows large sums of money going to these title companies. In reality, the payments are ultimately distributed to landowners participating in the WRP.


Unfortunately, NRCS has not provided the data to show where these farms and wetlands are located or which farmers or landowners are enrolling in the program, so EWG is unable to allocate these large sums of money to individuals beyond the title companies. Therefore, these companies skew the conservation rankings and payment concentration, which EWG cannot avoid unless and until NRCS makes available the additional farm attribution data. Therefore, we have not included WRP payments in the 2010 data update.

Finally, we have separated data on farm commodity, disaster and conservation payments in order to provide a more accurate picture of top recipients and concentration of payments among the three main categories of USDA programs.

810531070WELLNESS INSTITUTE
 % THOMAS G LYMAN PRES PO BOX 3024
 BILLINGS MT59103-302400000331 200007115000000000101000000
 00020 12 E91
 810274257WEST BENCH CANAL USERS ASSOCIATION
 PO BOX 98 ALDER MT59710-0098000001231
 19880620025000000010100000020080733010 0700000000773750000000035767
 0000000035767
 810417528WEST BILLINGS
 % TAMARA NORWOOD 561 ACORN PL
 BILLINGS MT59102-601923580397 197210110001000000501000000
 00060 08
 810478880WEST CARE HEALTH AND WELFARE BENEFIT TRUST
 % KIRT RIERSON PO BOX 99 BOZEMAN
 MT59771-009900000932 19930520026400000010100000020080366010
 0300000022355640000003679959 0000003679959
 810538197WEST CENTRAL MONTANA AVALANCHE FOUNDATION
 % TODD FRANK THE TRAILHEAD PO BOX 7788
 MISSOULA MT59807-778800000331
 20010611600000000010100000020081200020 12000000000000000000000000000000
 0000000000000 M40
 810531950WEST END FARM INC
 % JOSEPH HOFFER PO BOX 176
 SUNBURST MT59482-017600004031 200905200000000000101000000
 00000 12 X99
 753198819WEST KOOTENAI FIRE PROTECTION COMPANY
 % STUART A HALL 5724 W KOOTENAI RD REXFORD
 MT59930-975100000331 200603115000000000501000000 00020 12
 M24
 810235688WEST MADISON CANAL COMPANY
 PO BOX 951 ENNIS MT59729-0951000001232
 19620720023000000010100000020081213010 1200000000039590000000053920
 0000000053920
 810402506WEST MONT
 2708 BOZEMAN AVE HELENA MT59601-640500000332
 19840711616017900010100000020080667010 0600000039816360000005829960
 0000005809577 F33
 816012521WEST SIDE BAPTIST CHURCH OF BILLINGS MONTANA
 323 S 32ND ST W BILLINGS MT59102-681000000337
 197702110001000000501000000 00060 12
 237387888WEST SIDE CANAL COMPANY
 PO BOX 28 DILLON MT59725-0028000001232
 19740820025000000010100000020061213010 1200000000065080000000070808
 0000000070808
 841713720WEST SIDE TRACK CLUB INC
 % LONZO M CARTER 450 CRYSTAL SPRINGS RD HELENA
 MT59602-775500000331 20060911600000000010120101220071223010
 12000000002126400000000055890 0000000055890 P20
 470912856WEST VALLEY VOULENTEER FIRE FIGHTERS ASSOCIATION
 4180 FARM TO MARKET RD KALISPELL MT59901-701000000331
 20060111500000000050100000020071200020 12000000000000000000000000000000
 0000000000000 M24 SEVERSON BRUCE PRES
 810528979WEST YELLOWSTONE COMMUNITY TASK FORCE
 % HELPING HANDS PO BOX 1626 W
 YELLOWSTONE MT59758-162600000331
 20020111500000000010100000020071233010 1200000000373590000000035764
 0000000035764 I21

[Sign In](#) | [Cart](#) | [Newsletters](#)

1-800-MELISSA

[Products](#)[Solutions](#)[Downloads & Trials](#)[Support](#)[Resources](#)

Property Owners List

Reach owners/investors of houses
and multi-units

Get Free List Count Online >>

Nonprofit Organization Lookup

Enter a 5-digit ZIP Code, organization name or 9-digit Tax ID

WEST END FARM INC	
In Care of Name	JOSEPH HOFFER
Address	PO BOX 176 SUNBURST, MT 59482-0176 MapG MapY MapV
IRS Subsection	501(d) - A religious and apostolic association.
Type of Organization	Corporation
Deductibility	Contributions are NOT deductible
Tax I.D. Number	810531950
Exempt Since	05-2009
Form 990 Requirement	Not required to file 990
Classification	Religion Related, Spiritual Development N.E.C.
Share with others information about this Nonprofit - like the web site, e-mail address, how to donate or any corrections to the data shown.	
<input type="button" value="Post a Message"/>	

Messages

[How Can We Improve this Lookup?](#) | [Email to a Friend](#) | [Lookups Forum](#) | [Terms of Use](#)



1-800-MELISSA

- Products
- Solutions
- Downloads & Trials
- Support
- Resources
- Lookups
- Contact Us

Sign In | Cart | Newsletters | Search



Property Owners List

Reach owners/investors of houses and multi-units

Get Free List Count Online >>

Nonprofit Organization Lookup

Help

Index

Enter a 5-digit ZIP Code, organization name or 9-digit Tax ID

Submit

WEST END FARM INC	
In Care of Name	JOSEPH HOFFER
Address	PO BOX 176 SUNBURST, MT 59482-0176 MapG MapY MapV
IRS Subsection	501(d) - A religious and apostolic association.
Type of Organization	Corporation
Deductibility	Contributions are NOT deductible
Tax I.D. Number	810531950
Exempt Since	05-2009
Form 990 Requirement	Not required to file 990
Classification	Religion Related, Spiritual Development N.E.C.
Share with others information about this Nonprofit - like the web site, e-mail address, how to donate or any corrections to the data shown.	
Post a Message	

Messages

[How Can We Improve this Lookup?](#) | [Email to a Friend](#) | [Lookups Forum](#) | [Terms of Use](#)

MELISSA DATA[Sign In](#) | [Cart](#) | [Newsletters](#) | [Search](#)

1-800-MELISSA

[Products](#)[Solutions](#)[Downloads & Trials](#)[Support](#)[Resources](#)[Lookups](#)[Contact Us](#)[Free Lookups](#)[Home](#) > [Lookups](#) > **Nonprofit Organization Lookup**[Help](#)

Phone Verification & Appending U.S. & Canadian Phone Numbers

[Request Information](#)

Enter a 5-digit ZIP Code,
organization name or 9-digit Tax ID

Use this LookUp to:

- Find information on over 1.4 million registered nonprofit organizations in the United States
- Get organization name, assets, income, and IRS subsection
- Select organization for contact name and address, type of foundation and organization
- Get deductibility status, classification, Form 990, and more

WEST END FARM INC

In Care of Name	JOSEPH HOFFER
	PO BOX 176
Address	SUNBURST, MT 59482-0176 MapG MapY MapV
IRS Subsection	501(d) - A religious and apostolic association.
Type of Organization	Corporation
Deductibility	Contributions are NOT deductible
Tax I.D. Number	810531950
Exempt Since	05-2009
Form 990 Requirement	Not required to file 990
Classification	Religion Related, Spiritual Development N.E.C.

Share with others information about this Nonprofit - like the web site, e-mail address, how to donate or any corrections to the data shown.

[Post a Message](#)[Messages](#)[How Can We Improve this Lookup?](#) | [Send to a Friend](#) | [Lookups Forum](#) | [Terms of Use](#)

Contact Information for Farms as USDA farm subsidy recipients

Subject: West End Farm Inc, Sunburst, MT 59482

(note: name not confirmed as a Hutterite colony)

> Contact Information

1) IRS data

Address:

West End Farm Inc

PO Box 176

Sunburst, MT 59482-0176

Address verification results from [www.melissadata.com]:

1) For (1) IRS data: address verified



MAPQUEST

Map of Sunburst, MT

Notes



All rights reserved. Use subject to License/Copyright | [Map Legend](#)

Directions and maps are informational only. We make no warranties on the accuracy of their content, road conditions or route usability or expeditiousness. You assume all risk of use. MapQuest and its suppliers shall not be liable to you for any loss or delay resulting from your use of MapQuest. Your use of MapQuest means you agree to our [Terms of Use](#)