

List of Evidence for Hutterite colonies as USDA farm subsidy recipients

Subject: Spokane Hutterian Brethren Inc, Reardan, WA 99029

Location by State: Washington

Form and Version of Evidence:

[Short Form for Original Evidence (Long Form) and New Evidence 1]

Timeframe of Evidence as Webpages: 2009-2011

Status: Investigation as EO (Exempt Organization)

Topic: Short Form includes Findings from Original Evidence (Long Form) and
New Evidence 1, and Conclusion from New Evidence 1

Section SF. List of Short Form of Evidence for OE and NE 1

- 1) EWG 'Search Result' and 'Farm Location(s)' webpages (11/5/2009) for data 1995-2006
Both from Environmental Working Group's Farm Subsidy Database - [<http://farm.ewg.org/>]
Evidence included: yes
- 2) EWG 'Ownership Interest(s)' webpage(s) (11/5/2009) for data 1995-2006
From Environmental Working Group's Farm Subsidy Database - [<http://farm.ewg.org/>]
Evidence included: yes
- 3) EWG dataset (7/22/2011) for data 1995-2010
From Environmental Working Group's Farm Subsidy Database - [<http://farm.ewg.org/>]
Evidence included: yes
- 4) IRS Exempt Organization (EO) data webpage(s) from [www.irs.gov]
EO File URL: (not included)
EO File Date (for OE): (not included)
EO File Date (for NE 1): (not included)
Evidence included: no
- 5) IRS EO/BMF Data Decoded page
Evidence included: no
- 6) Melissa Data webpage(s) from [www.melissadata.com]
Evidence included: no
- 7) Manta data webpage(s) (11/5/2009) from [www.manta.com]
Evidence included: yes
- 8) Hutterite Surnames page
Evidence included: yes
- 9) Hutterite Directory webpage(s) (11/5/2009)
From [www.cedrontech.com], or link from [www.hutterites.org]
Evidence included: yes
- 10) Contact Information page(s)
Evidence included: yes
- 11) MapQuest webpage(s) (5/28/2011) from [www.mapquest.com]
Evidence included: yes

Note:

All evidence has been introduced for the original evidence (long form) and/or the new evidence 1, except the 'Contact Information' page and the 'MapQuest' webpage which are introduced as evidence for the 'Short Form of Evidence for OE and NE 1'.

List of Evidence for Hutterite colonies as USDA farm subsidy recipients

Subject: Spokane Hutterian Brethren Inc, Reardan, WA 99029

Location by State: Washington

Status: Investigation as EO (Exempt Organization)

Topic: Findings, for Section LF and Section SF, Version 1

Findings (for Section LF and Section SF, Version 1):

1:

Spokane Hutterian Brethren Inc is confirmed as a Hutterite colony and member of the Hutterian Brethren Church based on name and data for ID as a Hutterite colony.

Data for Spokane Hutterian Brethren Inc for ID as a Hutterite colony:

1) Name: Spokane Hutterian Brethren Inc, Reardan, WA 99029

2) EWG/USDA ownership shares data, Hutterite Surnames: Gross, Walter

3) Rocky Cape Christian Community/Hutterite colony data:

[Spokane, WA, 1960 - present (note: Dariusleut)]

4) Hutterite Directory (for Spokane Colony): Spokane, 3610 N. Wood Rd., Reardan, WA 99029

2:

IRS EO/BMF data not found so do not know IRC section.

3:

Different Business Names:

1) Manta data:

[Hutterian Brethren also does business as Deep Creek Hutterite School, Spokane Hutterian Brethren]

4:

Dataset for timeframe 1995-2006:

Identity of USDA farm subsidy recipient:

[Spokane Hutterian Brethren Inc, Reardan, WA 99029]

USDA farm subsidy total:

1) Subsidy Total 1995-2006: \$1,361,685.72 (note: exact calculation)

2) Subsidy Payments 1995-2006 Total: \$1,361,686 (note: rounded off calculation)

IRC Section: (unknown)

Ruling Date: (unknown)

Operating As: Hutterite colony

> Findings for Section NE 1, for:
[Spokane Hutterian Brethren Inc, Reardan, WA 99029]
(page 1)

1:

Refer to the original findings for Section LF for data.

2:

Melissa Data can be established as a valid data source for IRS data from [Findings for documentation as evidence for Hutterite colonies as USDA farm subsidy recipients] that will establish that there are 100 organizations with IRS EO/BMF data and Melissa Data data with the same IRS Employer Identification Number (EIN) and Melissa Data data that can be converted to decoded IRS EO/BMF data, so the data is for the same organization.

> Conclusion for Section NE 1, for:

[Spokane Hutterian Brethren Inc, Reardan, WA 99029]

(page 1)

1:

This conclusion is a updated version of the original conclusion for Section LF so refer to this updated conclusion as the new conclusion for Section LF. This conclusion includes a updated dataset with data for timeframe 1995-2010.

2:

IRS EO/BMF data not found for original evidence.

Melissa Data not found for new evidence so do not know IRC section.

3:

Dataset for timeframe 1995-2010:

Identity of USDA farm subsidy recipient:

[Spokane Hutterian Brethren Inc, Reardan, WA 99029]

USDA farm subsidy total:

1) Subsidy Total 1995-2010: \$1,616,229.05 (note: exact calculation)

2) Subsidy Payments 1995-2010 Total: \$1,616,229 (note: rounded off calculation)

3) 'Summary' data shows that the farm subsidy payment data for the calculation of the USDA farm subsidy total for 1995-2010 applies to 1995-2008, 2010.

IRC Section: (unknown)

Ruling Date: (unknown)

Operating As: Hutterite colony

4:

Recommendation:

> Step 1

A investigation to find IRC section data from the IRS Business Master File (BMF) for:

Name: Spokane Hutterian Brethren Inc, Reardan, WA 99029

Timeframe for IRC section data: 1995-2010

Data from Section LF:

Hutterite Directory (for Spokane Colony): Spokane, 3610 N. Wood Rd., Reardan, WA 99029

Different Business Names:

1) Manta data:

[Hutterian Brethren also does business as Deep Creek Hutterite School, Spokane Hutterian Brethren], [Hutterian Brethren, 3610 N Wood Rd, Reardan, WA 99029-9619]

environmental working group's Farm Subsidy Database



181,201,641

NEW 2007 Direct Payment Subsidy Overview

NEW Press Release

[2008 Farm Subsidy Database Update](#)

[2008 Summary](#)

[2008 News Release](#)

[EWG's Policy Analysis Database](#)

READ MULCH
Updates, commentary,
& your feedback

NEW!

- [Full Disclosure: Who really benefits from federal farm subsidies](#)
- [What's in the new Farm Bill 2007 Database?](#)
- [New Farm Bill Web Site Generates Media Storm](#)

[Congressional District Ranking](#)

Related Content

Farms Receiving Government

Payments

Speech: Farm Policy For The Rest of
Us

EWG Farm Subsidy Database

Corporate Subsidy Recipients 1 to 1 of 1 in Washington

Business Name: SPOKANE HUTTERIAN

Rank	Name	Location	Subsidy Total 1995-2006
1	Spokane Hutterian Brethren Inc	Reardan, WA 99029	\$ 1,361,685.72

environmental working group's Farm Subsidy Database



181,201,912

NEW 2007 Direct Payment Subsidy Overview

NEW Press Release

[2008 Farm Subsidy Database Update](#)

[2008 Summary](#)

[2008 News Release](#)

[EWG's Policy Analysis Database](#)

READ MULCH
Updates, commentary,
& your feedback

NEW!

- [Full Disclosure: Who really benefits from federal farm subsidies](#)
- [What's in the new Farm Bill 2007 Database?](#)
- [New Farm Bill Web Site Generates Media Storm](#)

[Congressional District Ranking](#)

Related Content

Farms Receiving Government

Payments

Speech: Farm Policy For The Rest of

Us

USDA subsidy information for Spokane Hutterian Brethren Inc

Spokane Hutterian Brethren Inc: [Summary](#) | [Programs](#) | [Programs by year](#) | [Farm Location\(s\)](#) | [Ownership Interest\(s\)](#)

Addresses on file with USDA for Spokane Hutterian Brethren Inc

USDA county office from which subsidies were paid:	Subsidy Payments 1995-2006	Most recent address on file in USDA county office
Spokane County, Washington	\$1,327,150	Spokane Hutterian Brethren Inc Reardan, WA 99029
Lincoln County, Washington	\$2,879	Spokane Hutterian Brethren Inc Reardan, WA 99029
Stevens County, Washington	\$31,657	Spokane Hutterian Brethren Inc Reardan, WA 99029
Total	\$1,361,686	

environmental working group's Farm Subsidy Database



181,201,970

NEW 2007 Direct Payment Subsidy Overview

NEW Press Release

[2008 Farm Subsidy Database Update](#)

[2008 Summary](#)

[2008 News Release](#)

[EWG's Policy Analysis Database](#)

READ MULCH
Updates, commentary,
& your feedback

NEW!

- [Full Disclosure: Who really benefits from federal farm subsidies](#)
- [What's in the new Farm Bill 2007 Database?](#)
- [New Farm Bill Web Site Generates Media Storm](#)

[Congressional District Ranking](#)

Related Content

Farms Receiving Government

Payments

Speech: Farm Policy For The Rest of

Us

USDA subsidy information for Spokane Hutterian Brethren Inc

[Spokane Hutterian Brethren Inc: Summary](#) | [Programs](#) | [Programs by year](#) | [Farm Location\(s\)](#) | [Ownership Interest\(s\)](#)

Ownership shares for Spokane Hutterian Brethren Inc

Pick year for ownership information

USDA county office/Ownership:	Percentage Share*
Spokane Hutterian Brethren Inc ownership information from 2006 Lincoln County, Washington	
Members Of Spokane Hutterian Bret Reardan, WA 99029	100.00 %
Spokane Hutterian Brethren Inc ownership information from 2006 Spokane County, Washington	
Rachel Hofer Gross Reardan, WA 99029	1.61 %
Abigail Rita Gross Reardan, WA 99029	1.61 %
Elizabeth B Gross Reardan, WA 99029	1.62 %
Philip J Gross Reardan, WA 99029	1.62 %
Sharon Ruth Gross Reardan, WA 99029	1.61 %
Chris John Gross Reardan, WA 99029	1.61 %
Edward George Gross Reardan, WA 99029	1.61 %
Joann Mae Benning Reardan, WA 99029	1.61 %
Judy D Gross Reardan, WA 99029	1.62 %

Related News Coverage

FSA Fact Sheets

**Sign up to receive email updates
from EWG**

Sign Me Up

<u>Timothy P Gross</u> Reardan, WA 99029	1.62 %
<u>Leonard Gross</u> Reardan, WA 99029	1.61 %
<u>Lena Gross</u> Reardan, WA 99029	1.61 %
<u>Jacob Gross Jr</u> Reardan, WA 99029	1.61 %
<u>Margaret Gross</u> Reardan, WA 99029	1.61 %
<u>Sarah P Gross</u> Reardan, WA 99029	1.62 %
<u>Barbara Gross</u> Reardan, WA 99029	1.62 %
<u>William P Gross</u> Reardan, WA 99029	1.62 %
<u>Paul Gross</u> Reardan, WA 99029	1.61 %
<u>Daniel Gross</u> Reardan, WA 99029	1.62 %
<u>Sam Gross</u> Reardan, WA 99029	1.62 %
<u>Rachel Kay Gross</u> Reardan, WA 99029	1.62 %
<u>Paul Allen Gross</u> Reardan, WA 99029	1.61 %
<u>Sara R Gross</u> Reardan, WA 99029	1.62 %
<u>Eli Samuel Gross</u> Reardan, WA 99029	1.61 %
<u>Daniel J Gross</u> Reardan, WA 99029	1.62 %
<u>James P Gross</u> Reardan, WA 99029	1.61 %
<u>Rachel Gross</u> Reardan, WA 99029	1.62 %
<u>David D Gross</u> Reardan, WA 99029	1.62 %
<u>Peter John Gross</u> Reardan, WA 99029	1.61 %
<u>Conrad W Gross</u> Reardan, WA 99029	1.61 %
<u>Mark A Gross</u> Reardan, WA 99029	1.62 %
<u>Lois D Gross</u> Reardan, WA 99029	1.61 %

<u>Freida Gross</u> Reardan, WA 99029	1.61 %
<u>Christina R Gross</u> Reardan, WA 99029	1.61 %
<u>Dorothy M Gross</u> Reardan, WA 99029	1.61 %
<u>Elizabeth R Gross</u> Reardan, WA 99029	1.62 %
<u>Charles R Gross</u> Reardan, WA 99029	1.61 %
<u>Paul Steven Walter</u> Reardan, WA 99029	1.61 %
<u>David James Walter</u> Reardan, WA 99029	1.61 %
<u>Kathryn W Gross</u> Reardan, WA 99029	1.61 %
<u>Joseph Z Gross</u> Reardan, WA 99029	1.61 %
<u>Julie Marie Gross</u> Reardan, WA 99029	1.61 %
<u>Gary Gross</u> Reardan, WA 99029	1.61 %
<u>Lynore Sarah Gross</u> Reardan, WA 99029	1.61 %
<u>Steven A Benning</u> Reardan, WA 99029	1.61 %
<u>Jessica Melody Gross</u> Reardan, WA 99029	1.61 %
<u>Barbara Jean Benning</u> Reardan, WA 99029	1.61 %
<u>Janet Susan Gross</u> Reardan, WA 99029	1.61 %
<u>Katie Leanna Gross</u> Reardan, WA 99029	1.61 %
<u>Robert Benning</u> Reardan, WA 99029	1.61 %
<u>Lisa Marie Benning</u> Reardan, WA 99029	1.61 %
<u>Jethro Gross</u> Reardan, WA 99029	1.61 %
<u>Melinda S Gross</u> Reardan, WA 99029	1.62 %
<u>Erik Jason Gross</u> Reardan, WA 99029	1.61 %
<u>Ruthie Amelia Gross</u> Reardan, WA 99029	1.61 %

<u>Donna Ruth Gross</u> Reardan, WA 99029	1.61 %
<u>Tamara Elizabeth Gross</u> Reardan, WA 99029	1.61 %
<u>Theodore L Gross</u> Reardan, WA 99029	1.61 %
<u>Theresa Stahl Gross</u> Reardan, WA 99029	1.62 %
<u>Linda S Gross</u> Reardan, WA 99029	1.61 %
<u>Larry Michael Gross</u> Reardan, WA 99029	1.61 %
<u>Jennifer Laurie Gross</u> Reardan, WA 99029	1.61 %

* According to USDA percentage shares for ownership may not reflect share of subsidy payments. EWG review shows that share information on file with USDA may not always equal 100 percent.

www.ewg.org is the website for both Environmental Working Group and EWG Action Fund

Copyright 2009, Environmental Working Group. All Rights Reserved.

Headquarters 1436 U St. N.W., Suite 100 | Washington, DC 20009 || [Contact Us](#)
California Office 1904 Franklin St. Suite 703 | Oakland, CA 94612 || [Contact Us](#)

**SUPPORT OUR WORK
CONTRIBUTE NOW**

environmental working group's Farm Subsidy Database



181,202,056

NEW 2007 Direct Payment Subsidy Overview NEW Press Release

[2008 Farm Subsidy Database Update](#)

[2008 Summary](#)

[2008 News Release](#)

[EWG's Policy Analysis Database](#)

READ MULCH
Updates, commentary,
& your feedback

NEW!

- [Full Disclosure: Who really benefits from federal farm subsidies](#)
- [What's in the new Farm Bill 2007 Database?](#)
- [New Farm Bill Web Site Generates Media Storm](#)

[Congressional District Ranking](#)

Related Content

[Farms Receiving Government](#)

[Payments](#)

[Speech: Farm Policy For The Rest of
Us](#)

USDA subsidy information for Members Of Spokane Hutterian Bret

Members Of Spokane Hutterian Bret: [Farm Location\(s\)](#) | [Recipient ownership share\(s\)](#)

Recipient's ownership share(s)

Recipient:	County	Percentage Share*
Spokane Hutterian Brethren Inc	Lincoln County, Washington	100.0 %
	Spokane County, Washington	0.0 %

* Percentage share information is from 2006. According to USDA percentage shares for ownership may not reflect share of subsidy payments. EWG review shows that share information on file with USDA may not equal 100 percent.



EWG Farm Subsidy Database

Corporate Subsidy Recipients 1 to 1 of 1 in Washington

Business Name: **SPOKANE HUTTERIAN**

Rank	Name	Location	Subsidy Total 1995-2010
1	<u>Spokane Hutterian Brethren Inc</u>	Reardan, WA 99029	\$ 1,616,229.05

Note: The information on conservation spending for 2010 is incomplete due to missing data from USDA's Natural Resource Conservation Service. Payment data currently are not included for the Environmental Quality Incentives Program, but will be added once NRCS makes it available.

The information provided for the Wetland Reserve Program (WRP) provides an inaccurate picture of how WRP payments are distributed. USDA's Natural Resource Conservation Service uses title companies as intermediaries to finalize wetlands easements under the Wetlands Reserve Program. As a result, the data provided to us shows large sums of money going to these title companies. In reality, the payments are ultimately distributed to landowners participating in the WRP.

Unfortunately, NRCS has not provided the data to show where these farms and wetlands are located or which farmers or landowners are enrolling in the program, so EWG is unable to allocate these large sums of money to individuals beyond the title companies. Therefore, these companies skew the conservation rankings and payment concentration, which EWG cannot avoid unless and until NRCS makes available the additional farm attribution data. Therefore, we have not included WRP payments in the 2010 data update.

Finally, we have separated data on farm commodity, disaster and conservation payments in order to provide a more accurate picture of top recipients and concentration of payments among the three main categories of USDA programs.

USDA subsidy information for **Spokane Hutterian Brethren Inc****Addresses on file with USDA for Spokane Hutterian Brethren Inc**

USDA county office from which subsidies were paid:	Subsidy Payments 1995-2010	Most recent address on file in USDA county office
Stevens County, Washington	\$31,657	Spokane Hutterian Brethren Inc Reardan, WA 99029
Spokane County, Washington	\$1,581,693	Spokane Hutterian Brethren Inc Reardan, WA 99029
Lincoln County, Washington	\$2,879	Spokane Hutterian Brethren Inc Reardan, WA 99029
Total	\$1,616,229	

Note: The information on conservation spending for 2010 is incomplete due to missing data from USDA's Natural Resource Conservation Service. Payment data currently are not included for the Environmental Quality Incentives Program, but will be added once NRCS makes it available.

The information provided for the Wetland Reserve Program (WRP) provides an inaccurate picture of how WRP payments are distributed. USDA's Natural Resource Conservation Service uses title companies as intermediaries to finalize wetlands easements under the Wetlands Reserve Program. As a result, the data provided to us shows large sums of money going to these title companies. In reality, the payments are ultimately distributed to landowners participating in the WRP.

Unfortunately, NRCS has not provided the data to show where these farms and wetlands are located or which farmers or landowners are enrolling in the program, so EWG is unable to allocate these large sums of money to individuals beyond the title companies. Therefore, these companies skew the conservation rankings and payment concentration, which EWG cannot avoid unless and until NRCS makes available the additional farm attribution data. Therefore, we have not included WRP payments in the 2010 data update.

Finally, we have separated data on farm commodity, disaster and conservation payments in order to provide a more accurate picture of top recipients and concentration of payments among the three main categories of USDA programs.

Spokane Hutterian Brethren Inc received payments totaling \$1,616,229 from 1995 through 2010

Year	Conservation Subsidies	Disaster Subsidies	Commodity Subsidies	Total USDA Subsidies 1995-2010
1995	\$47,430	\$0	\$39,631	\$87,061
1996	\$47,430	\$0	\$84,001	\$131,431
1997	\$50,000	\$0	\$41,261	\$91,261
1998	\$10,385	\$0	\$82,724	\$93,109
1999	\$20,432	\$0	\$135,905	\$156,337
2000	\$15,136	\$0	\$192,358	\$207,494
2001	\$15,136	\$0	\$120,042	\$135,178
2002	\$15,136	\$0	\$3,270	\$18,406
2003	\$15,136	\$1,771	\$86,615	\$103,522
2004	\$15,136	\$0	\$48,529	\$63,665
2005	\$15,136	\$7,003	\$162,069	\$184,208
2006	\$60,523	\$0	\$29,490	\$90,013
2007	\$42,656	\$0	\$23,319	\$65,975
2008	\$42,656	\$2,771	\$40,242	\$85,669
2009	\$0	\$0	\$0	\$0
2010	\$70,899	\$0	\$32,000	\$102,899
Total	\$483,227	\$11,545	\$1,121,457	\$1,616,229

Crop Summary for Spokane Hutterian Brethren Inc

Crop	Payments 1995-2010
Wheat Subsidies**	\$635,973
Barley Subsidies**	\$218,079
Corn Subsidies**	\$141,161
Canola Subsidies**	\$55,973
Potato Subsidies	\$35,702
Livestock Subsidies	\$4,542
Oat Subsidies**	\$2,399

Counties where payments were made from

County	Subsidy Payments 1995-2010
Stevens County, Washington	\$31,657

Spokane County, Washington	\$1,581,693
Lincoln County, Washington	\$2,879
Total	\$1,616,229

Note: The information on conservation spending for 2010 is incomplete due to missing data from USDA's Natural Resource Conservation Service. Payment data currently are not included for the Environmental Quality Incentives Program, but will be added once NRCS makes it available.

The information provided for the Wetland Reserve Program (WRP) provides an inaccurate picture of how WRP payments are distributed. USDA's Natural Resource Conservation Service uses title companies as intermediaries to finalize wetlands easements under the Wetlands Reserve Program. As a result, the data provided to us shows large sums of money going to these title companies. In reality, the payments are ultimately distributed to landowners participating in the WRP.

Unfortunately, NRCS has not provided the data to show where these farms and wetlands are located or which farmers or landowners are enrolling in the program, so EWG is unable to allocate these large sums of money to individuals beyond the title companies. Therefore, these companies skew the conservation rankings and payment concentration, which EWG cannot avoid unless and until NRCS makes available the additional farm attribution data. Therefore, we have not included WRP payments in the 2010 data update.

Finally, we have separated data on farm commodity, disaster and conservation payments in order to provide a more accurate picture of top recipients and concentration of payments among the three main categories of USDA programs.

USDA subsidy information for **Spokane Hutterian Brethren Inc****Payment Breakdown**

Subsidy Program	Total Payments 1995-2010
Total USDA - Subsidies	\$1,616,229
<i>Subtotal, Farming Subsidies</i>	\$1,121,457
<i>Subtotal, Conservation Programs</i>	\$483,227
<i>Subtotal, Disaster Payments</i>	\$11,545

Commodity subsidy breakdown

Subsidy Program	Total Payments 1995-2010
Subtotal, Farming Subsidies	\$1,121,457
<i>Total Direct Payments</i>	\$240,208
Direct Program Payments - 2008 Farm Bill	\$119
Direct Payment - Barley	\$87,060
Direct Payment - Oats	\$34
Direct Payment - Wheat	\$152,995
<i>Total Counter Cyclical Payments</i>	\$41,030
Counter Cyclical Payment - Barley	\$41,030
Counter Cyclical Payment - Oats	\$0
Counter Cyclical Payment - Wheat	\$0
<i>Average Crop Revenue Election Program (ACRE)</i>	\$31,881
ACRE - Direct Payments	\$31,881
<i>Production Flexibility Contracts</i>	\$309,137
Production Flexibility - Barley	\$54,094
Production Flexibility - Oats	\$51
Production Flexibility - Wheat	\$254,992
<i>Mkt. Loss Asst. - Commodity Crops</i>	\$139,888
Market Loss Assistance - Barley	\$131
Market Loss Assistance - Wheat	\$139,757
<i>Oilseed Program</i>	\$10,832
Oilseed Program - Canola	\$10,832
<i>Deficiency Payments</i>	\$15,756
Advance Deficiency - Barley	\$13,514
Deficiency - Barley	\$-4,304

Advance Deficiency - Wheat	\$26,117
Deficiency - Wheat	\$-19,571
Loan Deficiency Payments	\$239,070
Loan Deficiency - Barley	\$19,465
Loan Deficiency - Canola Oil	\$45,141
Loan Deficiency - Corn	\$141,161
Loan Deficiency - Oats	\$2,314
Loan Deficiency - Wheat	\$45,400
Loan Def. Refund - Wheat	\$-14,411
Marketing Loan Gains	\$57,784
Market Gains Farm - Barley	\$7,090
Market Gains Farm - Wheat	\$50,694
Misc. Farm - Subsidies	\$35,871
Interest Penalty Payments	\$169
Potato Diversion	\$35,702

Conservation subsidy breakdown

Subsidy Program	Total Payments 1995-2010
Subtotal, Conservation Programs	\$483,227
<i>Conservation Reserve Program</i>	\$483,227
CRP - Annual Land Rental	\$460,064
CRP - Cost Share	\$23,163

Disaster subsidy breakdown


Subsidy Program	Total Payments 1995-2010
Subtotal, Disaster Payments	\$11,545
<i>Misc. Disaster Payments</i>	\$7,003
Crop Disaster - Program	\$7,003
<i>Livestock Disaster / Emergency</i>	\$1,771
Emergency Livestock Feed Assistance	\$1,771
Livestock Compensation Program	\$2,771

Note: The information on conservation spending for 2010 is incomplete due to missing data from USDA's Natural Resource Conservation Service. Payment data currently are not included for the Environmental Quality Incentives Program, but will be added once NRCS makes it available

The information provided for the Wetland Reserve Program (WRP) provides an inaccurate picture of how WRP payments are distributed. USDA's Natural Resource Conservation Service uses title companies as intermediaries to finalize wetlands easements under the Wetlands Reserve Program. As a result, the data provided to us shows large sums of money going to these title companies. In reality, the payments are ultimately distributed to landowners participating in the WRP.

Unfortunately, NRCS has not provided the data to show where these farms and wetlands are located or which farmers or landowners are enrolling in the program, so EWG is unable to allocate these large sums of money to individuals beyond the title companies. Therefore, these companies skew the conservation rankings and payment concentration, which EWG cannot avoid unless and until NRCS makes available the additional farm attribution data. Therefore, we have not included WRP payments in the 2010 data update.

Finally, we have separated data on farm commodity, disaster and conservation payments in order to provide a more accurate picture of top recipients and concentration of payments among the three main categories of USDA programs.

USDA subsidy information for **Spokane Hutterian Brethren Inc****Ownership shares for Spokane Hutterian Brethren Inc**Pick year for ownership information 

USDA county office/Ownership:

Percentage
Share*

Spokane Hutterian Brethren Inc
ownership information from 2010
Spokane County, Washington

Rachel Hofer Gross	N/A*
Abigail Rita Gross	N/A*
Philip J Gross	N/A*
Sharon Ruth Gross	N/A*
Chris John Gross	N/A*
Edward George Gross	N/A*
Joann Mae Benning	N/A*
Judy D Gross	N/A*
Timothy P Gross	N/A*
Leonard Gross	N/A*
Lena Gross	N/A*
Jacob Gross Jr	N/A*
Margaret Gross	N/A*
Sarah P Gross	N/A*
Barbara Gross	N/A*
William P Gross	N/A*
Paul Gross	N/A*
Daniel Gross	N/A*
Sam Gross	N/A*
Rachel Kay Gross	N/A*
Paul Allen Gross	N/A*
Sara R Gross	N/A*
Eli Samuel Gross	N/A*
Daniel J Gross	N/A*
James P Gross	N/A*
Rachel Gross	N/A*

<u>David D Gross</u>	N/A*
<u>Peter John Gross</u>	N/A*
<u>Conrad W Gross</u>	N/A*
<u>Mark A Gross</u>	N/A*
<u>Lois D Gross</u>	N/A*
<u>Freida Gross</u>	N/A*
<u>Christina R Gross</u>	N/A*
<u>Dorothy M Gross</u>	N/A*
<u>Elizabeth R Gross</u>	N/A*
<u>Charles R Gross</u>	N/A*
<u>Paul Steven Walter</u>	N/A*
<u>David James Walter</u>	N/A*
<u>Kathryn W Gross</u>	N/A*
<u>Joseph Z Gross</u>	N/A*
<u>Julie Marie Gross</u>	N/A*
<u>Gary Gross</u>	N/A*
<u>Lynore Sarah Gross</u>	N/A*
<u>Steven A Benning</u>	N/A*
<u>Jessica Melody Gross</u>	N/A*
<u>Barbara Jean Benning</u>	N/A*
<u>Janet Susan Gross</u>	N/A*
<u>Katie Leanna Gross</u>	N/A*
<u>Robert Benning</u>	N/A*
<u>Lisa Marie Benning</u>	N/A*
<u>Jethro Gross</u>	N/A*
<u>Melinda S Gross</u>	N/A*
<u>Erik Jason Gross</u>	N/A*
<u>Ruthie Amelia Gross</u>	N/A*
<u>Donna Ruth Benning</u>	N/A*
<u>Tamara Elizabeth Gross</u>	N/A*
<u>Theodore L Gross</u>	N/A*
<u>Theresa Stahl Gross</u>	N/A*
<u>Linda S Gross</u>	N/A*
<u>Larry Michael Gross</u>	N/A*
<u>Jennifer Laurie Gross</u>	N/A*
<u>Jared J Gross</u>	N/A*
<u>Katherine Hofer</u>	N/A*
<u>Helen Gross</u>	N/A*
<u>Anthony K Gross</u>	N/A*
<u>Clifford J Gross</u>	N/A*
<u>Sheryl A Benning</u>	N/A*
<u>Leneah S Gross</u>	N/A*

<u>Alexander M Gross</u>	N/A*
<u>Michael T Gross</u>	N/A*
<u>Howard D Walter</u>	N/A*
<u>Debbie P Gross</u>	N/A*
<u>Andrea G Gross</u>	N/A*
<u>Isaiah P Walter</u>	N/A*
<u>Linda Walter</u>	N/A*
<u>Melissa K Gross</u>	N/A*
<u>Clara Walter</u>	N/A*
<u>Crystal D Gross</u>	N/A*
<u>Noah J Gross</u>	N/A*

* According to USDA percentage shares for ownership may not reflect share of subsidy payments. EWG review shows that share information on file with USDA may not always equal 100 percent. Most recent percentage share information is from 2008. Future release of this information was barred by law in the 2008 Farm Bill.

Note: The information on conservation spending for 2010 is incomplete due to missing data from USDA's Natural Resource Conservation Service. Payment data currently are not included for the Environmental Quality Incentives Program, but will be added once NRCS makes it available.

The information provided for the Wetland Reserve Program (WRP) provides an inaccurate picture of how WRP payments are distributed. USDA's Natural Resource Conservation Service uses title companies as intermediaries to finalize wetlands easements under the Wetlands Reserve Program. As a result, the data provided to us shows large sums of money going to these title companies. In reality, the payments are ultimately distributed to landowners participating in the WRP.

Unfortunately, NRCS has not provided the data to show where these farms and wetlands are located or which farmers or landowners are enrolling in the program, so EWG is unable to allocate these large sums of money to individuals beyond the title companies. Therefore, these companies skew the conservation rankings and payment concentration, which EWG cannot avoid unless and until NRCS makes available the additional farm attribution data. Therefore, we have not included WRP payments in the 2010 data update.

Finally, we have separated data on farm commodity, disaster and conservation payments in order to provide a more accurate picture of top recipients and concentration of payments among the three main categories of USDA programs.

[Home](#) | [About Us](#) | [myManta](#) | [FAQ](#) | [View Cart](#) | [My Profile](#)

Login:

Not a member? [Learn more.](#)Thursday, Nov. 5, 2009
63,778,867 companies

COMPANIES: U.S., Australia, Canada, U.K., Worldwide

RESOURCES: Video, Jobs, Reports, White Papers | [JOIN US: Twitter, Facebook](#)**Search**

BUSINESS CENTERS: Small Biz, Sales Expertise, HR, Travel, Career, Tech

U.S. » [Reardan, WA](#) » [Educational Services](#) » [Elementary and Secondary Schools](#) » [Hutterian Brethren](#)

Hutterian Brethren

 (Spokane Hutterian Brethren*, Deep Creek Hutterite School*)3610 N Wood Rd
Reardan, WA 99029-9619**Phone:** (509) 299-5400**Website:** Information not found (?)

Is this your company?

[Claim This Profile](#)

These Members Work Here

**Do you?**
SAY SO

Ads by Google

[Schools](#) Find Schools & More Schools Options Here![K12 Independence](#) Help give your children the education they deserve at home.[Taxidermy School in MT.](#) Complete 6 Week Taxidermy Course; One Tuition price for Everything!

The ads are not affiliated with Hutterian Brethren

Business Categories

Schools in Reardan, WA
Dairy Farm Wheat Farm Irish Potato Farm Elementary/Secondary Sch*, Elementary & Secondary Schools

Hutterian Brethren Business Information

[Claim This Profile](#)

Hutterian Brethren is a private company categorized under Schools and located in Reardan, WA. Our records show it was established in 1960* and incorporated in Washington*. Current estimates show this company has an annual revenue of unknown and employs a staff of approximately 20 to 49.

Also Does Business As

Deep Creek Hutterite School*, Spokane Hutterian Brethren*

HQ, Branch or Single Location

Single Location

Annual Sales (Estimated)

[View Details](#)

Schools

Find Schools & More Schools Options Here!
PMI.org

K12 Independence

Help give your children the education they deserve at home.
www.K12.com

Elementary & High Schools

Find Local Public & Affordable Private Schools at YellowPages.com
Education.YellowPages.com

Ads by Google

When you trust the advice you're getting, you know your next move is the right move.

Employees (Estimated)

20 to 49
D&B: 20*

SIC Code and Description

 [View Details](#)

NAICS Code and Description

611110, Elementary & Secondary Schools

Products, Services and Brands

Elementary

State of Incorporation

Washington*

Years in Business

49*

Company Contacts

Contact Name	Gender	
Phillip J Gross , Religious Leader	M	Claim This Profile

Click on the [reports](#) tab at the top of the page to research company background, detailed company profile, credit and financial reports for Hutterian Brethren.

**Data provided by D&B. © Dun and Bradstreet, Inc. All rights Reserved.*


RSM McGladrey
Accounting | Tax | Business Consulting
[natalieisunderstood.com](#)

Related Links

Other companies named Hutterian Brethren

[Jobs in Reardan, WA](#)

Recent Visitors

 **YOU**
JOIN NOW

Companies by Location: [Reardan, Washington](#)

Hutterite Surnames

Subject: Spokane Hutterian Brethren Inc, Reardan, WA 99029

Different Business Names: (no data)

A comparison of Hutterite surnames from the webpages 'Founding families' and 'Surnames of Founding Families' at The Federation of East European Family History Societies (FEEFHS) website [www.feefhs.org] and surnames from USDA ownership shares data for: 'Spokane Hutterian Brethren Inc'. The USDA data is from the Environmental Working Group's Farm Subsidy Database at the website [www.ewg.org/agmag].

Notes:

- 1) The webpage URL for 'Founding families' is:
[<http://www.feefhs.org/links/hutterites/families.html>].
- 2) The webpage URL for 'Surnames of Founding Families' is:
[<http://www.feefhs.org/links/hutterites/surnames.html>].
- 3) The list of Hutterite surnames includes Hutterite surnames found with Hutterite colonies as USDA farm subsidy recipients but does not include all Hutterite surnames.

<u>Hutterite Surnames</u>	<u>Surnames from USDA ownership shares data</u>	<u>Surnames that match both lists</u>
Decker	Benning	Gross
Entz	Gross	Walter
Glanzer	Walter	
Gross		
Hofer		
Kleinsasser		
Maendel (Mandel)		
Miller		
Stahl		
Tschetter		
Waldner		
Walter		
Wipf		
Wollman		
Wurtz		
Wurz		

Comparison data

Name: Spokane Hutterian Brethren Inc

Location: Reardan, WA 99029

Different Business Names: (no data)

Hutterite Surnames: Gross, Walter

Data Timeframe: 1995-2006

[Home](#)[Notifications](#)[Reach Us](#)Keep our server humming, [Donate](#).

HUTTERITE CONTACTS

 [Search](#)

GO TO MAIN INDEX

- D Marlin, Marlin, WA 98832
- D Schoonover, Odessa, WA 99159
- D Spokane, Reardan, WA 99029
- D Stahl, Ritzville, WA 99169
- D Warden, Warden, WA 98857

Spokane Dariusleut

3610 N. Wood Rd.

Reardan, WA 99029

Established From [Pincher Creek, Pincher Creek, AB T0K 1W0](#)[Google Map](#)**Manager William P Gross**

509-299-5400 Ext 221

fax 3099**Minister Sam Gross**

509-299-5400 Ext 226

Switchboard 509-299-5400**221** Bill Rachel Gross**254** Charles Kathy Gross**234** Dan Judy Gross**262** David Linda Walter**233** David Melissa Gross**228** Ed Kathryn Gross**261** George Esther Hofer**229** Jake Frieda Gross**231** James Julia Gross**224** Lena&Margaret Gr.**230** Leonard Rachel Gr.**225** Mark Helen Gross**223** Paul Christina Gross**232** Paul Clara Walter**264** Peter Debbie Gross**222** Phillip Theresa Gross**226** Sam Barbara Gross**252** Sarah PGross**227** Steve Joanna Benning**421** Kitchen**425** School**435** Seed Potato Office**430** Shop

Contact Information for Hutterite colonies as USDA farm subsidy recipients
Subject: Spokane Hutterian Brethren Inc, Reardan, WA 99029

Contact Information for [Spokane Hutterian Brethren Inc, Reardan, WA 99029]

1) Manta data

Phone: [509-299-5400]

Address:

Hutterian Brethren/Deep Creek Hutterite School/Spokane Hutterian Brethren
3610 N Wood Rd
Reardan, WA 99029-9619

2) Hutterite Directory

Phone:

1) Sam Gross, Minister: [509-299-5400 ext. 226]

2) William P Gross, Manager: [509-299-5400 ext. 221]

3) Switchboard: [509-299-5400]

Address:

Spokane Colony
3610 N. Wood Rd.
Reardan, WA 99029

Address verification results from [www.melissadata.com]:

1) For (1) Manta data: address verified

2) For (2) Hutterite Directory:

Address verified for:

3610 N Wood Rd
Reardan, WA 99029-9619

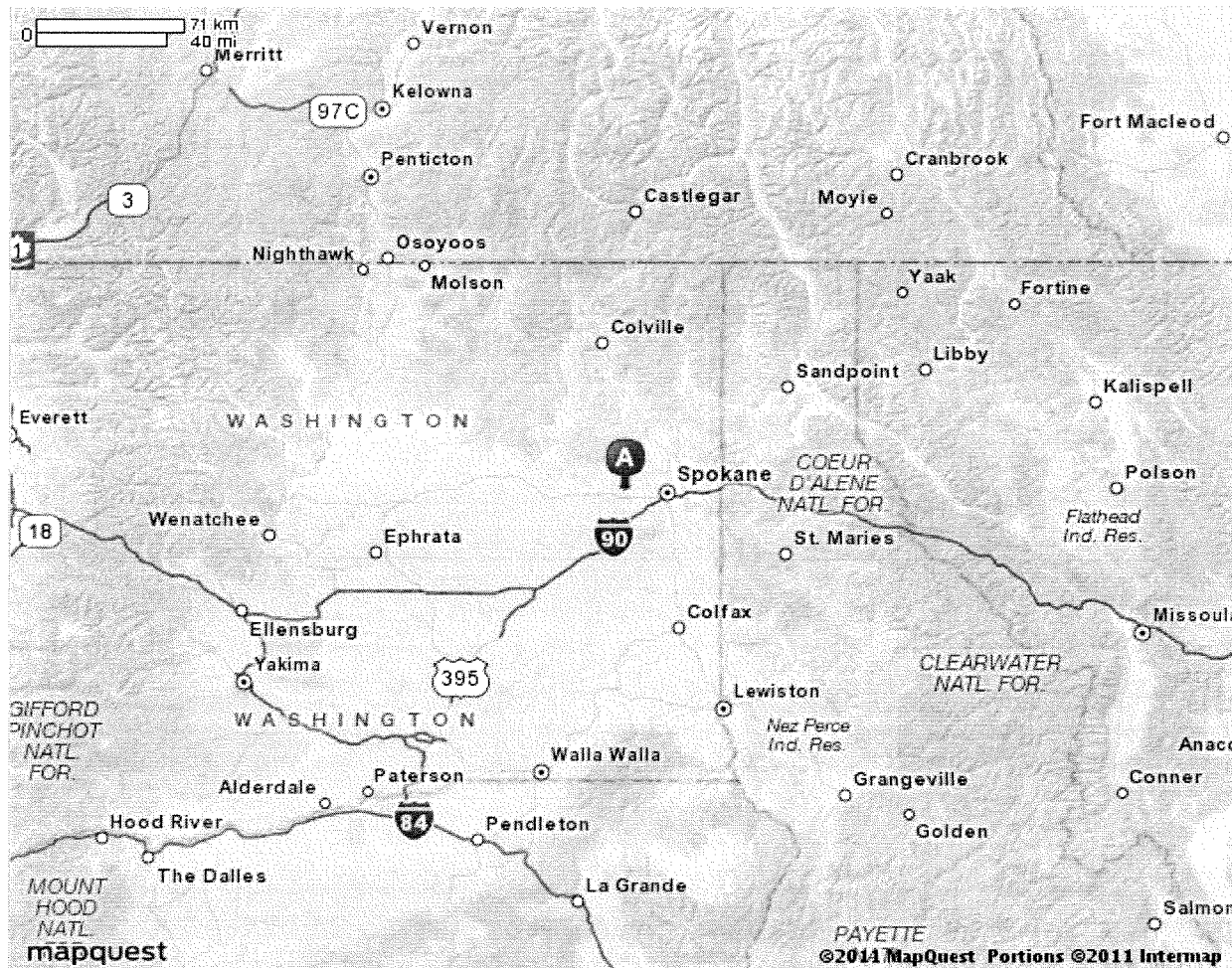


MAPQUEST

Map of Hutterian Brethren

3610 N Wood Rd, Reardan, WA 99029 -
(509) 299-5400

Notes



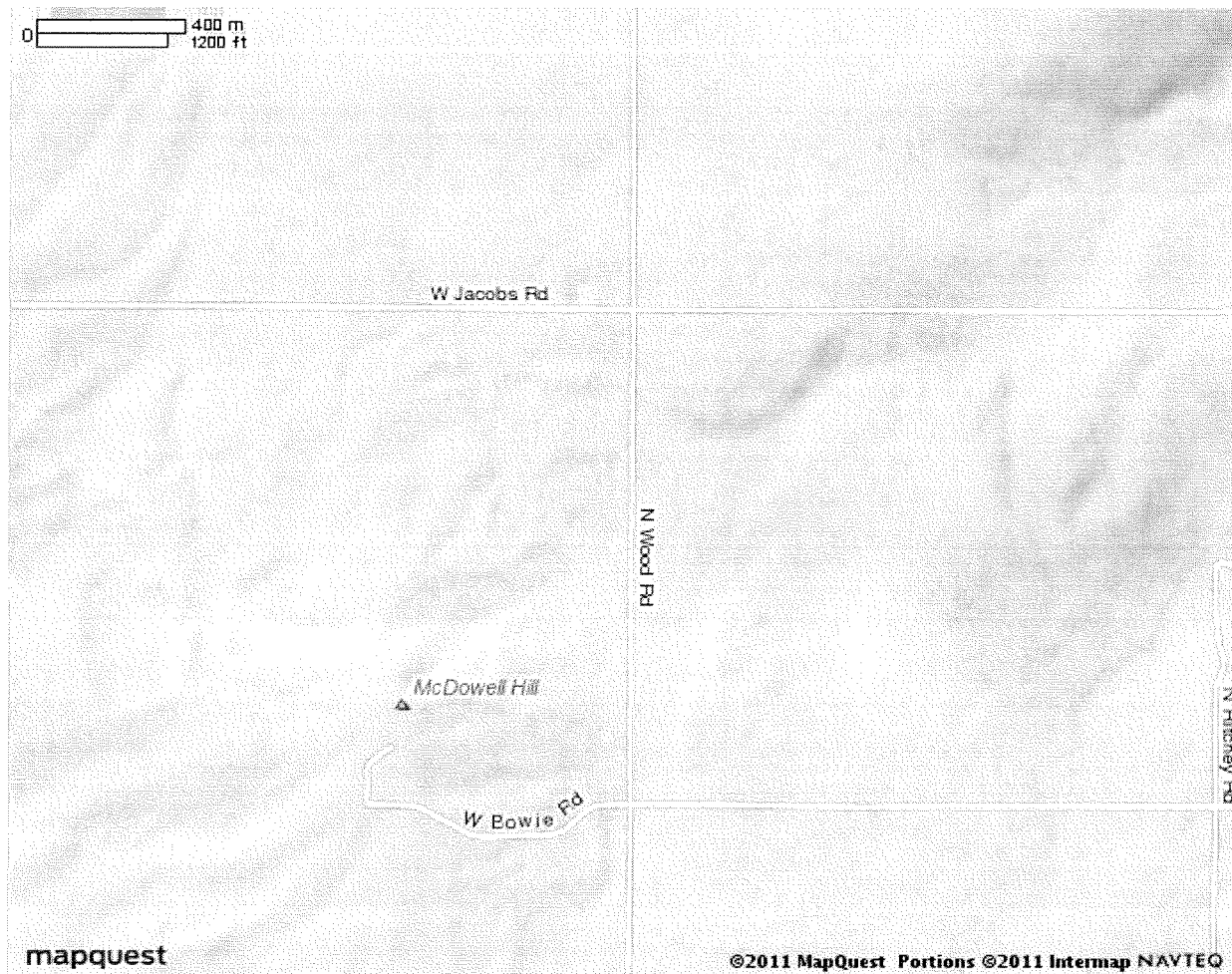
All rights reserved. Use subject to License/Copyright | [Map Legend](#)

Directions and maps are informational only. We make no warranties on the accuracy of their content, road conditions or route usability or expeditiousness. You assume all risk of use. MapQuest and its suppliers shall not be liable to you for any loss or delay resulting from your use of MapQuest. Your use of MapQuest means you agree to our [Terms of Use](#)

**Map of Hutterian Brethren**

3610 N Wood Rd, Reardan, WA 99029 -
(509) 299-5400

Notes



All rights reserved. Use subject to [License/Copyright](#) | [Map Legend](#)

Directions and maps are informational only. We make no warranties on the accuracy of their content, road conditions or route usability or expeditiousness. You assume all risk of use. MapQuest and its suppliers shall not be liable to you for any loss or delay resulting from your use of MapQuest. Your use of MapQuest means you agree to our [Terms of Use](#)



MAPQUEST

Map of Hutterian Brethren

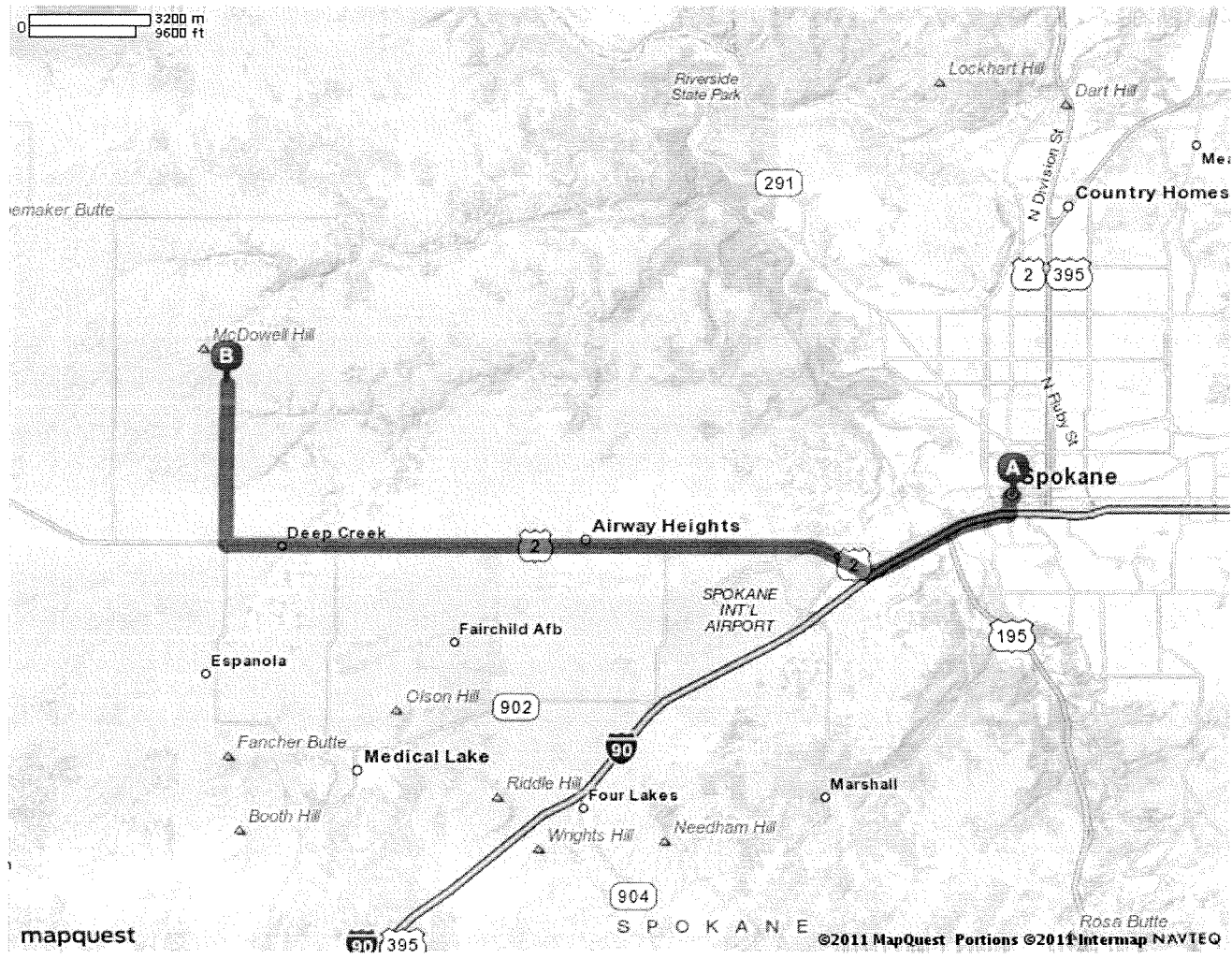
3610 N Wood Rd, Reardan, WA 99029 -
(509) 299-5400

Notes



[All rights reserved. Use subject to License/Copyright](#) | [Map Legend](#)

Directions and maps are informational only. We make no warranties on the accuracy of their content, road conditions or route usability or expeditiousness. You assume all risk of use. MapQuest and its suppliers shall not be liable to you for any loss or delay resulting from your use of MapQuest. Your use of MapQuest means you agree to our [Terms of Use](#)



Spokane, WA [Edit](#)



1. Start out going **NORTH** on **N LINCOLN ST** toward **W MAIN AVE.** 0.0 mi



2. Turn **LEFT** onto **W MAIN AVE.** 0.1 mi



3. Turn **LEFT** onto **N MONROE ST.** 0.4 mi



4. Turn **RIGHT** onto **FREEWAY AVE N.** 0.1 mi



5. Merge onto **I-90 W/US-2 W/US-395 S** via the ramp on the **LEFT.** 2.2 mi



6. Merge onto **US-2 W** via **EXIT 277** toward **FAIRCHILD AFB/DAVENPORT/SPOKANE AIRPORT.** 12.5 mi



7. Turn **RIGHT** onto **S WOOD RD**.

3.5 mi



8. **3610 N WOOD RD** is on the **RIGHT**.



Hutterian Brethren[Edit](#)

3610 N Wood Rd, Reardan, WA 99029 - (509) 299-5400

Total Travel Estimate: **29 minutes** / **18.78 miles** Fuel Cost: [Calculate](#)

Directions and maps are informational only. We make no warranties on the accuracy of their content, road conditions or route usability or expeditiousness. You assume all risk of use. MapQuest and its suppliers shall not be liable to you for any loss or delay resulting from your use of MapQuest.



List of Evidence for Hutterite colonies as USDA farm subsidy recipients
Subject: Stahl Hutterian Brethren, Ritzville, WA 99169
Location by State: Washington
Form and Version of Evidence:
[Short Form for Original Evidence (Long Form) and New Evidence 1]
Timeframe of Evidence as Webpages: 2009-2011
Status: Investigation as EO (Exempt Organization)
Topic: Short Form includes Findings from Original Evidence (Long Form) and
New Evidence 1, and Conclusion from New Evidence 1

Section SF. List of Short Form of Evidence for OE and NE 1

- 1) EWG 'Search Result' and 'Farm Location(s)' webpages (11/5/2009) for data 1995-2006
Both from Environmental Working Group's Farm Subsidy Database - [<http://farm.ewg.org/>]
Evidence included: yes
- 2) EWG 'Ownership Interest(s)' webpage(s) (11/5/2009) for data 1995-2006
From Environmental Working Group's Farm Subsidy Database - [<http://farm.ewg.org/>]
Evidence included: yes
- 3) EWG dataset (7/22/2011) for data 1995-2010
From Environmental Working Group's Farm Subsidy Database - [<http://farm.ewg.org/>]
Evidence included: yes
- 4) IRS Exempt Organization (EO) data webpage(s) from [www.irs.gov]
EO File URL: (not included)
EO File Date (for OE): (not included)
EO File Date (for NE 1): (not included)
Evidence included: no
- 5) IRS EO/BMF Data Decoded page
Evidence included: no
- 6) Melissa Data webpage(s) from [www.melissadata.com]
Evidence included: no
- 7) Manta data webpage(s) (11/5/2009) from [www.manta.com]
Evidence included: yes
- 8) Hutterite Surnames page
Evidence included: no
- 9) Hutterite Directory webpage(s) (11/5/2009)
From [www.cedrontech.com], or link from [www.hutterites.org]
Evidence included: yes
- 10) Contact Information page(s)
Evidence included: yes
- 11) MapQuest webpage(s) (5/28/2011) from [www.mapquest.com]
Evidence included: yes

Note:

All evidence has been introduced for the original evidence (long form) and/or the new evidence 1, except the 'Contact Information' page and the 'MapQuest' webpage which are introduced as evidence for the 'Short Form of Evidence for OE and NE 1'.

List of Evidence for Hutterite colonies as USDA farm subsidy recipients

Subject: Stahl Hutterian Brethren, Ritzville, WA 99169

Location by State: Washington

Status: Investigation as EO (Exempt Organization)

Topic: Findings, for Section LF and Section SF, Version 1

Findings (for Section LF and Section SF, Version 1):

1:

Stahl Hutterian Brethren is confirmed as a Hutterite colony and member of the Hutterian Brethren Church based on name and data for ID as a Hutterite colony.

Data for Stahl Hutterian Brethren for ID as a Hutterite colony:

1) Name: Stahl Hutterian Brethren, Ritzville, WA 99169

2) Manta data: Stahl Hutterian Brethren, 1485b N Hoffman Rd, Ritzville, WA 99169

3) Rocky Cape Christian Community/Hutterite colony data:

[Stahl, WA, 1980 - present (note: Dariusleut)]

4) Hutterite Directory (for Stahl Colony): Stahl, 1485 N. Hoffman Rd., Ritzville, WA 99169

2:

IRS EO/BMF data not found so do not know IRC section.

3:

Dataset for timeframe 1995-2006:

Identity of USDA farm subsidy recipient:

[Stahl Hutterian Brethren, Ritzville, WA 99169]

USDA farm subsidy total:

1) Subsidy Total 1995-2006: \$2,272,229.35 (note: exact calculation)

2) Subsidy Payments 1995-2006 Total: \$2,272,229 (note: rounded off calculation)

IRC Section: (unknown)

Ruling Date: (unknown)

Operating As: Hutterite colony

> Findings for Section NE 1, for:
[Stahl Hutterian Brethren, Ritzville, WA 99169]
(page 1)

1:

Refer to the original findings for Section LF for data. This findings includes updated data.

2:

[Stahl Hutterian Brethren, Ritzville, WA 99169] received farm subsidy payments from
a USDA office in [Umatilla County, Oregon] as:

a) [Stahl Hutterian Brethren, Ritzville, WA 99169] (data timeframe 1995-2006)

b) [Stahl Hutterian Brethren, Stanfield, OR 97875] (data timeframe 1995-2010)

A Rand McNally map (2003) shows [Ritzville, WA] is around 100 miles from [Stanfield, OR].

[Stanfield Colony] is the only known Hutterite colony in [Stanfield, OR] so it appears that
[Stahl Hutterian Brethren] is setting up farm subsidies for [Stanfield Colony]. A investigation
is necessary to determine if [Stahl Hutterian Brethren] is setting up farm subsidies for
[Stanfield Colony] and if the farm subsidy documentation is valid.

3:

Melissa Data can be established as a valid data source for IRS data from [Findings for
documentation as evidence for Hutterite colonies as USDA farm subsidy recipients] that will
establish that there are 100 organizations with IRS EO/BMF data and Melissa Data data with the
same IRS Employer Identification Number (EIN) and Melissa Data data that can be converted to
decoded IRS EO/BMF data, so the data is for the same organization.

> Conclusion for Section NE 1, for:

[Stahl Hutterian Brethren, Ritzville, WA 99169]

(page 1)

1:

This conclusion is a updated version of the original conclusion for Section LF so refer to this updated conclusion as the new conclusion for Section LF. This conclusion includes a updated dataset with data for timeframe 1995-2010.

2:

IRS EO/BMF data not found for original evidence.

Melissa Data not found for new evidence so do not know IRC section.

3:

Dataset for timeframe 1995-2010:

Identity of USDA farm subsidy recipient:

[Stahl Hutterian Brethren, Ritzville, WA 99169]

USDA farm subsidy total:

1) Subsidy Total 1995-2010: \$2,699,380.37 (note: exact calculation)

2) Subsidy Payments 1995-2010 Total: \$2,699,380 (note: rounded off calculation)

3) 'Summary' data shows that the farm subsidy payment data for the calculation of the USDA farm subsidy total for 1995-2010 applies to 1995-2010.

IRC Section: (unknown)

Ruling Date: (unknown)

Operating As: Hutterite colony

4:

Recommendation:

> Step 1

A investigation to find IRC section data from the IRS Business Master File (BMF) for:

Name: Stahl Hutterian Brethren, Ritzville, WA 99169

Timeframe for IRC section data: 1995-2010

Data from Section LF:

Manta data: Stahl Hutterian Brethren, 1485b N Hoffman Rd, Ritzville, WA 99169

Hutterite Directory (for Stahl Colony): Stahl, 1485 N. Hoffman Rd., Ritzville, WA 99169

> Step 2

[Stahl Hutterian Brethren, Ritzville, WA 99169] received farm subsidy payments from a USDA office in [Umatilla County, Oregon] as:

a) [Stahl Hutterian Brethren, Ritzville, WA 99169] (data timeframe 1995-2006)

b) [Stahl Hutterian Brethren, Stanfield, OR 97875] (data timeframe 1995-2010)

A Rand McNally map (2003) shows [Ritzville, WA] is around 100 miles from [Stanfield, OR].

[Stanfield Colony] is the only known Hutterite colony in [Stanfield, OR] so it appears that

[Stahl Hutterian Brethren] is setting up farm subsidies for [Stanfield Colony]. A investigation

is necessary to determine if [Stahl Hutterian Brethren] is setting up farm subsidies for

[Stanfield Colony] and if the farm subsidy documentation is valid.

environmental working group's Farm Subsidy Database



181,202,448

NEW 2007 Direct Payment Subsidy Overview

NEW Press Release

[2008 Farm Subsidy Database Update](#)

[2008 Summary](#)

[2008 News Release](#)

[EWG's Policy Analysis Database](#)

READ MULCH
Updates, commentary,
& your feedback

NEW!

- [Full Disclosure: Who really benefits from federal farm subsidies](#)
- [What's in the new Farm Bill 2007 Database?](#)
- [New Farm Bill Web Site Generates Media Storm](#)

[Congressional District Ranking](#)

EWG Farm Subsidy Database

Corporate Subsidy Recipients 1 to 1 of 1 in Washington

Business Name: STAHL HUTTERIAN BRETHREN

Rank	Name	Location	Subsidy Total 1995-2006
1	Stahl Hutterian Brethren	Ritzville, WA 99169	\$ 2,272,229.35

Related Content

Farms Receiving Government

Payments

Speech: Farm Policy For The Rest of
Us

environmental working group's Farm Subsidy Database



181,202,670

NEW 2007 Direct Payment Subsidy Overview NEW Press Release

[2008 Farm Subsidy Database Update](#)

[2008 Summary](#)

[2008 News Release](#)

[EWG's Policy Analysis Database](#)

READ MULCH
Updates, commentary,
& your feedback

NEW!

- [Full Disclosure: Who really benefits from federal farm subsidies](#)
- [What's in the new Farm Bill 2007 Database?](#)
- [New Farm Bill Web Site Generates Media Storm](#)

[Congressional District Ranking](#)

Related Content

Farms Receiving Government

Payments

Speech: Farm Policy For The Rest of
Us

USDA subsidy information for Stahl Hutterian Brethren

Stahl Hutterian Brethren: [Summary](#) | [Programs](#) | [Programs by year](#) | [Farm Location\(s\)](#) | [Ownership Interest\(s\)](#)

Addresses on file with USDA for Stahl Hutterian Brethren

USDA county office from which subsidies were paid:	Subsidy Payments 1995-2006	Most recent address on file in USDA county office
Lincoln County, Washington	Farm Owner	Stahl Hutterian Brethren Ritzville, WA 99169
Adams County, Washington	\$2,098,693	Stahl Hutterian Brethren Ritzville, WA 99169
Grant County, Washington	\$127,868	Stahl Hutterian Brethren Ritzville, WA 99169
Umatilla County, Oregon	\$45,669	Stahl Hutterian Brethren Ritzville, WA 99169
Total	\$2,272,229	

environmental working group's Farm Subsidy Database



181,202,722

NEW 2007 Direct Payment Subsidy Overview

NEW Press Release

[2008 Farm Subsidy Database Update](#)

[2008 Summary](#)

[2008 News Release](#)

[EWG's Policy Analysis Database](#)



- [Full Disclosure: Who really benefits from federal farm subsidies](#)
- [What's in the new Farm Bill 2007 Database?](#)
- [New Farm Bill Web Site Generates Media Storm](#)

[Congressional District Ranking](#)

Related Content

[Farms Receiving Government](#)

[Payments](#)

[Speech: Farm Policy For The Rest of
Us](#)

USDA subsidy information for Stahl Hutterian Brethren

Stahl Hutterian Brethren: [Summary](#) | [Programs](#) | [Programs by year](#) | [Farm Location\(s\)](#) | [Ownership Interest\(s\)](#)

Ownership shares for Stahl Hutterian Brethren

Pick year for ownership information

USDA county office/Ownership:	Percentage Share*
Stahl Hutterian Brethren ownership information from 2006 Umatilla County, Oregon	
Members Of The Stahl Hutterian Br Ritzville, WA 99169	100.00 %
Stahl Hutterian Brethren ownership information from 2006 Adams County, Washington	
Members Of Stahl Hutterian Brethr Ritzville, WA 99169	100.00 %
Stahl Hutterian Brethren ownership information from 2006 Grant County, Washington	
Stahl Hutterian Brethern Members Ritzville, WA 99169	100.00 %
Stahl Hutterian Brethren ownership information from 2006 Lincoln County, Washington	
Members Of Stahl Hutterian Brethr Ritzville, WA 99169	100.00 %

* According to USDA percentage shares for ownership may not reflect share of subsidy payments. EWG review shows that share information on file with USDA may not always equal 100 percent.

environmental working group's Farm Subsidy Database



181,202,874

NEW 2007 Direct Payment Subsidy Overview NEW Press Release

[2008 Farm Subsidy Database Update](#)

[2008 Summary](#)

[2008 News Release](#)

[EWG's Policy Analysis Database](#)

READ MULCH
Updates, commentary,
& your feedback

NEW!

- [Full Disclosure: Who really benefits from federal farm subsidies](#)
- [What's in the new Farm Bill 2007 Database?](#)
- [New Farm Bill Web Site Generates Media Storm](#)

[Congressional District Ranking](#)

Related Content

Farms Receiving Government

Payments

Speech: Farm Policy For The Rest of
Us

USDA subsidy information for Members Of The Stahl Hutterian Br

Members Of The Stahl Hutterian Br: [Farm Location\(s\)](#) | [Recipient ownership share\(s\)](#)

Recipient's ownership share(s)

Recipient:	County	Percentage Share*
Stahl Hutterian Brethren	Umatilla County, Oregon	100.0 %
	Adams County, Washington	0.0 %
	Grant County, Washington	0.0 %
	Lincoln County, Washington	0.0 %

* Percentage share information is from 2006. According to USDA percentage shares for ownership may not reflect share of subsidy payments. EWG review shows that share information on file with USDA may not equal 100 percent.

environmental working group's Farm Subsidy Database



181,202,983

NEW 2007 Direct Payment Subsidy Overview NEW Press Release

[2008 Farm Subsidy Database Update](#)

[2008 Summary](#)

[2008 News Release](#)

[EWG's Policy Analysis Database](#)

READ MULCH
Updates, commentary,
& your feedback

NEW!

- [Full Disclosure: Who really benefits from federal farm subsidies](#)
- [What's in the new Farm Bill 2007 Database?](#)
- [New Farm Bill Web Site Generates Media Storm](#)

[Congressional District Ranking](#)

Related Content

Farms Receiving Government

Payments

Speech: Farm Policy For The Rest of

Us

USDA subsidy information for Members Of Stahl Hutterian Brethr

Members Of Stahl Hutterian Brethr: [Farm Location\(s\)](#) | [Recipient ownership share\(s\)](#)

Recipient's ownership share(s)

Recipient:	County	Percentage Share*
Stahl Hutterian Brethren	Umatilla County, Oregon	0.0 %
	Adams County, Washington	100.0 %
	Grant County, Washington	0.0 %
	Lincoln County, Washington	0.0 %

* Percentage share information is from 2006. According to USDA percentage shares for ownership may not reflect share of subsidy payments. EWG review shows that share information on file with USDA may not equal 100 percent.

environmental working group's Farm Subsidy Database



181,203,074

NEW 2007 Direct Payment Subsidy Overview NEW Press Release

[2008 Farm Subsidy Database Update](#)

[2008 Summary](#)

[2008 News Release](#)

[EWG's Policy Analysis Database](#)

READ MULCH
Updates, commentary,
& your feedback

NEW!

- [Full Disclosure: Who really benefits from federal farm subsidies](#)
- [What's in the new Farm Bill 2007 Database?](#)
- [New Farm Bill Web Site Generates Media Storm](#)

[Congressional District Ranking](#)

Related Content

Farms Receiving Government

Payments

Speech: Farm Policy For The Rest of
Us

USDA subsidy information for Stahl Hutterian Brethern Members

Stahl Hutterian Brethern Members: [Farm Location\(s\)](#) | [Recipient ownership share\(s\)](#)

Recipient's ownership share(s)

Recipient:	County	Percentage Share*
Stahl Hutterian Brethren	Umatilla County, Oregon	0.0 %
	Adams County, Washington	0.0 %
	Grant County, Washington	100.0 %
	Lincoln County, Washington	0.0 %

* Percentage share information is from 2006. According to USDA percentage shares for ownership may not reflect share of subsidy payments. EWG review shows that share information on file with USDA may not equal 100 percent.

environmental working group's Farm Subsidy Database



181,203,162

NEW 2007 Direct Payment Subsidy Overview NEW Press Release

[2008 Farm Subsidy Database Update](#)

[2008 Summary](#)

[2008 News Release](#)

[EWG's Policy Analysis Database](#)

READ MULCH
Updates, commentary,
& your feedback

NEW!

- [Full Disclosure: Who really benefits from federal farm subsidies](#)
- [What's in the new Farm Bill 2007 Database?](#)
- [New Farm Bill Web Site Generates Media Storm](#)

[Congressional District Ranking](#)

Related Content

Farms Receiving Government

Payments

Speech: Farm Policy For The Rest of
Us

USDA subsidy information for Members Of Stahl Hutterian Brethr

Members Of Stahl Hutterian Brethr: [Farm Location\(s\)](#) | [Recipient ownership share\(s\)](#)

Recipient's ownership share(s)

Recipient:	County	Percentage Share*
Stahl Hutterian Brethren	Umatilla County, Oregon	0.0 %
	Adams County, Washington	0.0 %
	Grant County, Washington	0.0 %
	Lincoln County, Washington	100.0 %

* Percentage share information is from 2006. According to USDA percentage shares for ownership may not reflect share of subsidy payments. EWG review shows that share information on file with USDA may not equal 100 percent.



EWG Farm Subsidy Database

Corporate Subsidy Recipients 1 to 1 of 1 in Washington

Business Name: **STAHL HUTTERIAN BRETHREN**

Rank	Name	Location	Subsidy Total 1995-2010
1	<u>Stahl Hutterian Brethren</u>	Ritzville, WA 99169	\$ 2,699,380.37

Note: The information on conservation spending for 2010 is incomplete due to missing data from USDA's Natural Resource Conservation Service. Payment data currently are not included for the Environmental Quality Incentives Program, but will be added once NRCS makes it available.

The information provided for the Wetland Reserve Program (WRP) provides an inaccurate picture of how WRP payments are distributed. USDA's Natural Resource Conservation Service uses title companies as intermediaries to finalize wetlands easements under the Wetlands Reserve Program. As a result, the data provided to us shows large sums of money going to these title companies. In reality, the payments are ultimately distributed to landowners participating in the WRP.

Unfortunately, NRCS has not provided the data to show where these farms and wetlands are located or which farmers or landowners are enrolling in the program, so EWG is unable to allocate these large sums of money to individuals beyond the title companies. Therefore, these companies skew the conservation rankings and payment concentration, which EWG cannot avoid unless and until NRCS makes available the additional farm attribution data. Therefore, we have not included WRP payments in the 2010 data update.

Finally, we have separated data on farm commodity, disaster and conservation payments in order to provide a more accurate picture of top recipients and concentration of payments among the three main categories of USDA programs.

USDA subsidy information for **Stahl Hutterian Brethren****Addresses on file with USDA for Stahl Hutterian Brethren**

USDA county office from which subsidies were paid:	Subsidy Payments 1995-2010	Most recent address on file in USDA county office
Umatilla County, Oregon	\$118,669	Stahl Hutterian Brethren Stanfield, OR 97875
Adams County, Washington	\$2,452,844	Stahl Hutterian Brethren Ritzville, WA 99169
Grant County, Washington	\$127,868	Stahl Hutterian Brethren Ritzville, WA 99169
Lincoln County, Washington	\$0	Stahl Hutterian Brethren Ritzville, WA 99169
Total	\$2,699,380	

Note: The information on conservation spending for 2010 is incomplete due to missing data from USDA's Natural Resource Conservation Service. Payment data currently are not included for the Environmental Quality Incentives Program, but will be added once NRCS makes it available.

The information provided for the Wetland Reserve Program (WRP) provides an inaccurate picture of how WRP payments are distributed. USDA's Natural Resource Conservation Service uses title companies as intermediaries to finalize wetlands easements under the Wetlands Reserve Program. As a result, the data provided to us shows large sums of money going to these title companies. In reality, the payments are ultimately distributed to landowners participating in the WRP.

Unfortunately, NRCS has not provided the data to show where these farms and wetlands are located or which farmers or landowners are enrolling in the program, so EWG is unable to allocate these large sums of money to individuals beyond the title companies. Therefore, these companies skew the conservation rankings and payment concentration, which EWG cannot avoid unless and until NRCS makes available the additional farm attribution data. Therefore, we have not included WRP payments in the 2010 data update.

Finally, we have separated data on farm commodity, disaster and conservation payments in order to provide a more accurate picture of top recipients and concentration of payments among the three main categories of USDA programs.



Stahl Hutterian Brethren received payments totaling \$2,699,380 from 1995 through 2010

Year	Conservation Subsidies	Disaster Subsidies	Commodity Subsidies	Total USDA Subsidies 1995-2010
1995	\$47,091	\$0	\$50,000	\$97,091
1996	\$47,091	\$0	\$48,168	\$95,259
1997	\$46,591	\$0	\$40,000	\$86,591
1998	\$26,531	\$0	\$174,888	\$201,419
1999	\$50,000	\$0	\$155,102	\$205,102
2000	\$72,044	\$0	\$400,012	\$472,056
2001	\$101,592	\$0	\$156,892	\$258,484
2002	\$50,000	\$0	\$60,564	\$110,564
2003	\$50,000	\$0	\$133,190	\$183,190
2004	\$50,000	\$0	\$123,677	\$173,677
2005	\$50,000	\$47,485	\$131,633	\$229,118
2006	\$50,000	\$0	\$109,678	\$159,678
2007	\$50,000	\$0	\$40,000	\$90,000
2008	\$55,031	\$0	\$40,000	\$95,031
2009	\$26,941	\$0	\$65,897	\$92,837
2010	\$73,345	\$0	\$75,938	\$149,283
Total	\$846,256	\$47,485	\$1,805,639	\$2,699,380

Crop Summary for Stahl Hutterian Brethren

Crop	Payments 1995-2010
Wheat Subsidies**	\$1,151,065
Dry Pea Subsidies	\$225,000
Dairy Program Subsidies	\$198,262
Potato Subsidies	\$82,202
Canola Subsidies**	\$42,869
Corn Subsidies**	\$25,479
Barley Subsidies**	\$6,201
Mustard Seed Subsidies**	\$659

Counties where payments were made from

County	Subsidy Payments 1995-2010
--------	----------------------------

Umatilla County, Oregon	\$118,669
Adams County, Washington	\$2,452,844
Grant County, Washington	\$127,868
Lincoln County, Washington	\$0
Total	\$2,699,380

Note: The information on conservation spending for 2010 is incomplete due to missing data from USDA's Natural Resource Conservation Service. Payment data currently are not included for the Environmental Quality Incentives Program, but will be added once NRCS makes it available.

The information provided for the Wetland Reserve Program (WRP) provides an inaccurate picture of how WRP payments are distributed. USDA's Natural Resource Conservation Service uses title companies as intermediaries to finalize wetlands easements under the Wetlands Reserve Program. As a result, the data provided to us shows large sums of money going to these title companies. In reality, the payments are ultimately distributed to landowners participating in the WRP.

Unfortunately, NRCS has not provided the data to show where these farms and wetlands are located or which farmers or landowners are enrolling in the program, so EWG is unable to allocate these large sums of money to individuals beyond the title companies. Therefore, these companies skew the conservation rankings and payment concentration, which EWG cannot avoid unless and until NRCS makes available the additional farm attribution data. Therefore, we have not included WRP payments in the 2010 data update.

Finally, we have separated data on farm commodity, disaster and conservation payments in order to provide a more accurate picture of top recipients and concentration of payments among the three main categories of USDA programs.



USDA subsidy information for **Stahl Hutterian Brethren**

Payment Breakdown

Subsidy Program	Total Payments 1995-2010
Total USDA - Subsidies	\$2,699,380
<i>Subtotal, Farming Subsidies</i>	\$1,805,639
<i>Subtotal, Conservation Programs</i>	\$846,256
<i>Subtotal, Disaster Payments</i>	\$47,485

Commodity subsidy breakdown

Subsidy Program	Total Payments 1995-2010
Subtotal, Farming Subsidies	\$1,805,639
<i>Total Direct Payments</i>	\$240,117
Direct Payment - Barley	\$478
Direct Payment - Canola	\$160
Direct Payment - Wheat	\$239,479
<i>Total Counter Cyclical Payments</i>	\$29,188
Counter Cyclical Payment - Barley	\$3,709
Counter Cyclical Payment - Corn	\$25,479
<i>Average Crop Revenue Election Program (ACRE)</i>	\$73,000
ACRE - Revenue Support	\$73,000
<i>Production Flexibility Contracts</i>	\$329,883
Production Flexibility - Barley	\$1,485
Production Flexibility - Wheat	\$328,398
<i>Mkt. Loss Asst. - Commodity Crops</i>	\$139,888
Market Loss Assistance - Barley	\$529
Market Loss Assistance - Wheat	\$139,359
<i>Market Loss Assistance - Non-commodity</i>	\$34,512
Market Loss Assistance - Dairy	\$34,512
<i>Oilseed Program</i>	\$14,349
Oilseed Program - Canola	\$13,690
Oilseed Program - Mustard	\$659
<i>Deficiency Payments</i>	\$0
Advance Deficiency - Wheat	\$50,000
Deficiency - Wheat	\$-50,000

<i>Loan Deficiency Payments</i>	\$406,549
Loan Deficiency - Canola Oil	\$29,019
Loan Deficiency - Wheat	\$152,530
Loan Deficiency - Dry Peas	\$225,000
<i>Total Commodity Certificates</i>	\$162,284
Commodity Certificates - Wheat	\$162,284
<i>Marketing Loan Gains</i>	\$129,015
Market Gains Warehouse - Wheat	\$129,015
<i>Total Dairy Program</i>	\$163,750
Milk Income Loss Contract Payment	\$117,662
Milk Income Loss Transitional Payment	\$20,564
Milk Marketing Fees	\$8,168
Dairy Economic Loss Assistance Program	\$17,356
<i>Misc. Farm - Subsidies</i>	\$83,104
Interest Penalty Payments	\$902
Potato Diversion	\$82,202

Conservation subsidy breakdown

Subsidy Program	Total Payments 1995-2010
Subtotal, Conservation Programs	\$846,256
<i>Conservation Reserve Program</i>	\$846,256
CRP - Annual Land Rental	\$767,589
CRP - Cost Share	\$78,667

Disaster subsidy breakdown

Subsidy Program	Total Payments 1995-2010
Subtotal, Disaster Payments	\$47,485
<i>Misc. Disaster Payments</i>	\$47,485
Crop Disaster - Program	\$47,485

Note: The information on conservation spending for 2010 is incomplete due to missing data from USDA's Natural Resource Conservation Service. Payment data currently are not included for the Environmental Quality Incentives Program, but will be added once NRCS makes it available.

The information provided for the Wetland Reserve Program (WRP) provides an inaccurate picture of how WRP payments are distributed. USDA's Natural Resource Conservation Service uses title companies as intermediaries to finalize wetlands easements under the Wetlands Reserve Program. As a result, the data provided to us shows large sums of money going to these title companies. In reality, the payments are ultimately distributed to landowners participating in the WRP.

Unfortunately, NRCS has not provided the data to show where these farms and wetlands are located or which farmers or landowners are enrolling in the program, so EWG is unable to allocate these large sums of money to individuals beyond the title companies. Therefore, these companies skew the conservation rankings and payment concentration, which EWG cannot avoid unless and until NRCS makes available the additional farm attribution data. Therefore, we have not included WRP payments in the 2010 data update.

Finally, we have separated data on farm commodity, disaster and conservation payments in order to provide a more accurate picture of top recipients and concentration of payments among the three main categories of USDA programs.

USDA subsidy information for **Stahl Hutterian Brethren****Ownership shares for Stahl Hutterian Brethren**

Pick year for ownership information

USDA county office/Ownership:	Percentage Share*
Stahl Hutterian Brethren	
ownership information from 2010	
Adams County, Washington	
Priscila J Stahl	N/A*
Jordan J Stahl	N/A*
Matthew L Stahl	N/A*
Megan E Stahl	N/A*
Mike E Stahl	N/A*
Clara E Stahl	N/A*
Andy E Stahl	N/A*
Loraine K Stahl	N/A*
John P Stahl	N/A*
Ruthann B Stahl	N/A*
Ronald A Stahl	N/A*
Janna M Stahl	N/A*
Brandon N Stahl	N/A*
Adam E Stahl	N/A*
Caleb B Stahl	N/A*
Philip J Stahl	N/A*
Katherine M Stahl	N/A*
Christy M Stahl	N/A*
Melissa A Stahl	N/A*
Rachel K Stahl	N/A*
Amy P Stahl	N/A*
Christopher B Stahl	N/A*
Rueben I Stahl	N/A*
Jacob Stahl	N/A*
Susie Stahl	N/A*
Elizabeth Stahl	N/A*

<u>Michial D Stahl</u>	N/A*
<u>Isaac B Stahl</u>	N/A*
<u>Tabitha L Stahl</u>	N/A*
<u>Naomi G Stahl</u>	N/A*
<u>Jason J Stahl</u>	N/A*
<u>Kevin J Stahl</u>	N/A*
<u>Brian E Stahl</u>	N/A*
<u>Jared J Stahl</u>	N/A*
<u>Joanne E Stahl</u>	N/A*
<u>Elizabeth E Stahl</u>	N/A*
<u>Andrew Stahl</u>	N/A*
<u>Rosanna M Stahl</u>	N/A*
<u>James R Stahl</u>	N/A*
<u>Sam J Stahl</u>	N/A*
<u>David E Stahl</u>	N/A*
<u>Emma Stahl</u>	N/A*
<u>Rebecca Stahl</u>	N/A*
<u>Elizabeth R Stahl</u>	N/A*
<u>John Stahl Jr</u>	N/A*
<u>Edward Stahl</u>	N/A*
<u>Elizabeth L Stahl</u>	N/A*
<u>Elias Stahl</u>	N/A*
<u>Joseph E Stahl</u>	N/A*
<u>Susan M Stahl</u>	N/A*
<u>Gary A Stahl</u>	N/A*
<u>Nathan K Stahl</u>	N/A*
<u>Tamara A Stahl</u>	N/A*
<u>Susannah Stahl</u>	N/A*
<u>Paul Stahl</u>	N/A*
<u>Rachel K Stahl</u>	N/A*
<u>Judy K Stahl</u>	N/A*
<u>Travis A Stahl</u>	N/A*
<u>Michelle C Stahl</u>	N/A*
<u>Kimberly S Stahl</u>	N/A*
<u>Cathleen S Stahl</u>	N/A*
<u>Lydia J Stahl</u>	N/A*
<u>Kayla C Stahl</u>	N/A*
<u>Irene D Stahl</u>	N/A*
<u>Valerie K Stahl</u>	N/A*
<u>Heidi D Stahl</u>	N/A*
<u>Eric J Stahl</u>	N/A*
<u>Arnold J Stahl</u>	N/A*

<u>Martha M Stahl</u>	N/A*
<u>Angela M Stahl</u>	N/A*
<u>Dale W Stahl</u>	N/A*
<u>Stacey R Stahl</u>	N/A*
<u>Bill Stahl</u>	N/A*
<u>Walter M Stahl</u>	N/A*
<u>Susan M Stahl</u>	N/A*
<u>Jennifer B Stahl</u>	N/A*
<u>Wynell A Stahl</u>	N/A*
<u>Lisa J Stahl</u>	N/A*
<u>Karolyn S Stahl</u>	N/A*
<u>Beverly R Stahl</u>	N/A*
<u>Martin J Stahl</u>	N/A*
<u>Stephen M Stahl</u>	N/A*
<u>Julianne G Stahl</u>	N/A*
<u>Titus K Stahl</u>	N/A*
<u>Curtis M Stahl</u>	N/A*
<u>Donna K Stahl</u>	N/A*
<u>Glenda Stahl</u>	N/A*
<u>April P Stahl</u>	N/A*
<u>Ethan S Stahl</u>	N/A*
<u>Natalie D Stahl</u>	N/A*
<u>Ryan H Stahl</u>	N/A*
<u>Robert T Stahl</u>	N/A*
<u>Barbara R Stahl</u>	N/A*
<u>Zachary M Stahl</u>	N/A*
<u>Gabrielle H Stahl</u>	N/A*
<u>Connor M Stahl</u>	N/A*
<u>Joeann Stahl</u>	N/A*
<u>Jasmine E Stahl</u>	N/A*
<u>Aidan J Stahl</u>	N/A*
<u>Clark E Stahl</u>	N/A*
<u>Sydney E Stahl</u>	N/A*
<u>Elana H Stahl</u>	N/A*
<u>Kayne B Stahl</u>	N/A*
<u>Joseph H Stahl</u>	N/A*
<u>Shannon R Stahl</u>	N/A*
<u>Darren B Stahl</u>	N/A*
<u>Benjamin P Stahl</u>	N/A*
<u>Linda M Stahl</u>	N/A*
<u>Katie R Stahl</u>	N/A*
<u>Daniel E Stahl</u>	N/A*

<u>Joel F Stahl</u>	N/A*
<u>Mark S Stahl</u>	N/A*
<u>Albert Stahl</u>	N/A*
<u>Thomas J Stahl</u>	N/A*
<u>Henry Stahl</u>	N/A*
<u>Marvin P Stahl</u>	N/A*
<u>Samuel J Stahl</u>	N/A*
<u>Micah E Stahl</u>	N/A*
<u>Jacqueline K Stahl</u>	N/A*
<u>Victoria E Stahl</u>	N/A*
<u>Vanessa C Stahl</u>	N/A*
<u>Jeremiah L Stahl</u>	N/A*
<u>Rosanna J Stahl</u>	N/A*
<u>Barbara Stahl</u>	N/A*
<u>Priscilla K Stahl</u>	N/A*

* According to USDA percentage shares for ownership may not reflect share of subsidy payments. EWG review shows that share information on file with USDA may not always equal 100 percent. Most recent percentage share information is from 2008. Future release of this information was barred by law in the 2008 Farm Bill.

Note: The information on conservation spending for 2010 is incomplete due to missing data from USDA's Natural Resource Conservation Service. Payment data currently are not included for the Environmental Quality Incentives Program, but will be added once NRCS makes it available.

The information provided for the Wetland Reserve Program (WRP) provides an inaccurate picture of how WRP payments are distributed. USDA's Natural Resource Conservation Service uses title companies as intermediaries to finalize wetlands easements under the Wetlands Reserve Program. As a result, the data provided to us shows large sums of money going to these title companies. In reality, the payments are ultimately distributed to landowners participating in the WRP.

Unfortunately, NRCS has not provided the data to show where these farms and wetlands are located or which farmers or landowners are enrolling in the program, so EWG is unable to allocate these large sums of money to individuals beyond the title companies. Therefore, these companies skew the conservation rankings and payment concentration, which EWG cannot avoid unless and until NRCS makes available the additional farm attribution data. Therefore, we have not included WRP payments in the 2010 data update.

Finally, we have separated data on farm commodity, disaster and conservation payments in order to provide a more accurate picture of top recipients and concentration of payments among the three main categories of USDA programs.

[Home](#) | [About Us](#) | [myManta](#) | [FAQ](#) | [View Cart](#) | [My Profile](#)

Login: 
Not a member? [Learn more.](#)

Thursday, Nov. 5, 2009
63,778,867 companies

COMPANIES: U.S., Australia, Canada, U.K., Worldwide

RESOURCES: Video, Jobs, Reports, White Papers | JOIN US: Twitter, Facebook

Search

BUSINESS CENTERS: Small Biz, Sales Expertise, HR, Travel, Career, Tech

U.S. » [Ritzville, WA](#) » [Agriculture](#) » [Dairy Farms](#) » [Dairies](#) » [Stahl Hutterian Brethren](#)

Stahl Hutterian Brethren

1485b N Hoffman Rd
Ritzville, WA 99169

Phone: (509) 659-0108

Website: Information not found (?)

Is this your company?

[Claim This Profile](#)

These Members Work Here

 **Do you?**
SAY SO

Ads by Google

[Dairy Farming Today](#) Learn how modern dairy farmers care for their cows and the environment.

[Hayrides & Farms in OK](#) Family fun awaits at farms in OK. View our vast video library

[Farm ClipArt](#) - Pictures Farm

The ads are not affiliated with Stahl Hutterian Brethren

Business Categories

Dairy farms in Ritzville, WA

Dairy Farm Irish Potato Farm Vegetable/Melon Farm Wheat Farm, Dairy Cattle and Milk Production

Stahl Hutterian Brethren Business Information [Claim This Profile](#)

Stahl Hutterian Brethren is a private company categorized under Dairies and located in Ritzville, WA. Our records show it was established in 1992 and incorporated in Washington. Current estimates show this company has an annual revenue of \$3,900,000 and employs a staff of approximately 30.


Also Does Business As

Information not found (?)

HQ, Branch or Single Location

Single Location

Annual Sales (Estimated)

 [View Details](#)

Employees (Estimated)

30

Hayrides & Farms in OK
Family fun awaits at farms in OK. View our vast video library
www.OklaVision.tv

Farm
ClipArt - Pictures Farm
www.Bing.com

Ads by Google

SIC Code and Description
 [View Details](#)

NAICS Code and Description
112120, Dairy Cattle and Milk Production

Products, Services and Brands
Information not found (?)

State of Incorporation
Washington

Years in Business
17

Company Contacts

Contact Name	Gender	
John Stahl Sr, President	—	Claim This Profile

Click on the [reports tab](#) at the top of the page to research company background, detailed company profile, credit and financial reports for Stahl Hutterian Brethren.

Data above provided by D&B. © Dun and Bradstreet, Inc. All rights Reserved.

When you trust the advice you're getting, you know your next move is the right move.

RSM McGladrey
Accounting | Tax | Business Consulting
natalieisunderstood.com

- Related Links**
- Other companies named Stahl Hutterian Brethren
 - Companies in this industry
 - Jobs in Ritzville, WA

Recent Visitors

 **YOU**
JOIN NOW

Companies by Location: Ritzville, Washington

Home

Notifications

Reach Us

Keep our server humming, Donate.

HUTTERITE CONTACTS

GO TO MAIN INDEX

- D Marlin, Marlin, WA 98832
- D Schoonover, Odessa, WA 99159
- D Spokane, Reardan, WA 99029
- D Stahl, Ritzville, WA 99169
- D Warden, Warden, WA 98857

Stahl Dariusleut
1485 N. Hoffman Rd.
Ritzville, WA 99169

Established From Huxley, Huxley, AB T0M 0Z0

Manager John Stahl Sr.

509-659-0108

or 4532

fax 0103 or 0103

Minister Andrew Stahl

509-659-0108

or 4532

fax 0103 or 0103

School 0108

or 4532

Shop 0108

or 4532

Missing info? Suggestion? Let us know:

Optionally introduce yourself.

Name

Organization

Contact Information for Hutterite colonies as USDA farm subsidy recipients
Subject: Stahl Hutterian Brethren, Ritzville, WA 99169

Contact Information for [Stahl Hutterian Brethren, Ritzville, WA 99169]

1) Manta data

Phone: [509-659-0108]

Address:

Stahl Hutterian Brethren
1485b N Hoffman Rd
Ritzville, WA 99169

2) Hutterite Directory

Phone:

1) Andrew Stahl, Minister: [509-659-0108]

2) John Stahl Sr., Manager: [509-659-0108]

Address:

Stahl Colony
1485 N. Hoffman Rd.
Ritzville, WA 99169

Address verification results from [www.melissadata.com]:

1) For (1) Manta data:

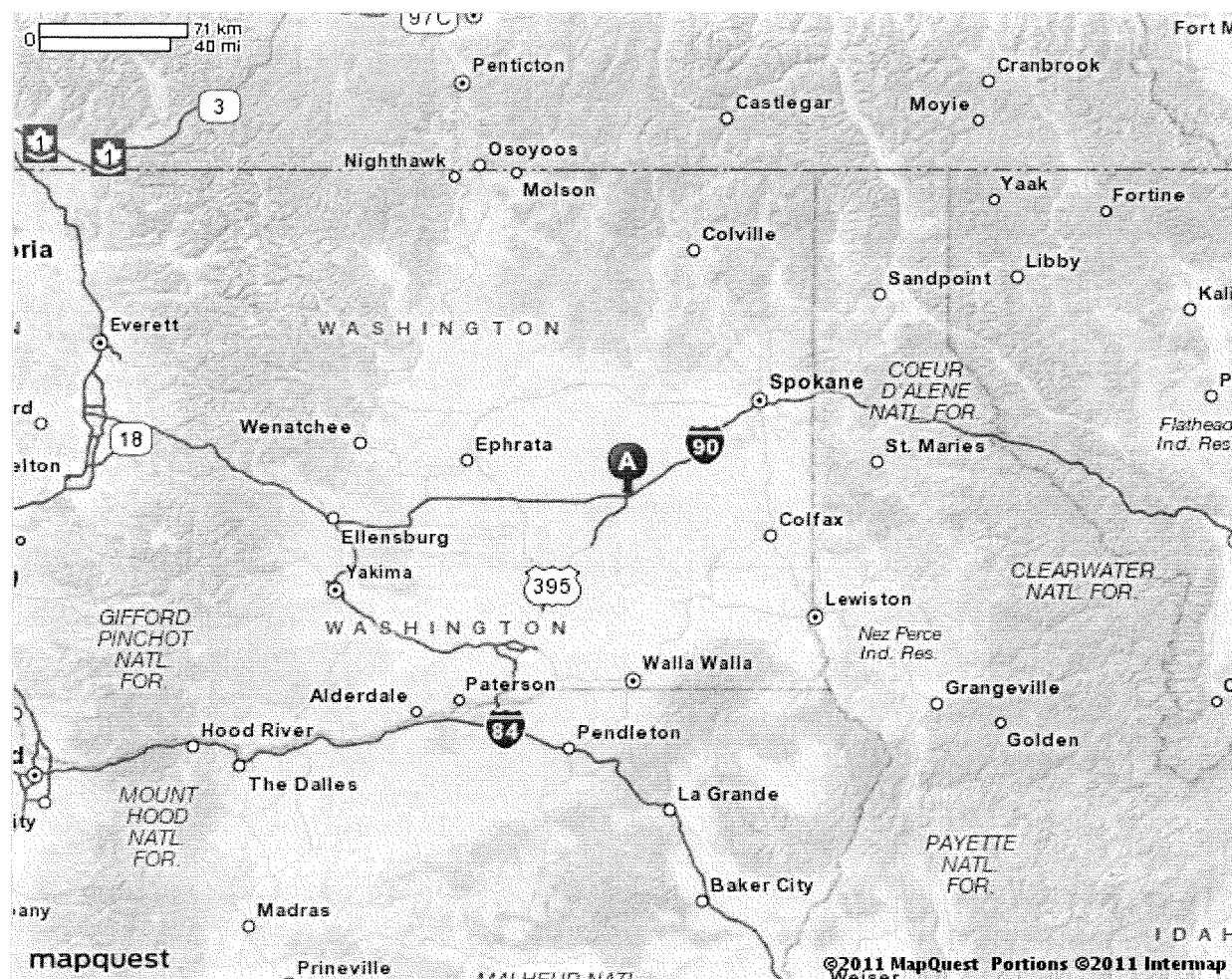
Address verified for:

1485B N Hoffman Rd
Ritzville, WA 99169-8723

2) For (2) Hutterite Directory:

Address verified for:

1485 N Hoffman Rd
Ritzville, WA 99169-8723



All rights reserved. Use subject to License/Copyright | Map Legend

Directions and maps are informational only. We make no warranties on the accuracy of their content, road conditions or route usability or expeditiousness. You assume all risk of use. MapQuest and its suppliers shall not be liable to you for any loss or delay resulting from your use of MapQuest. Your use of MapQuest means you agree to our [Terms of Use](#)

List of Evidence for Hutterite colonies as USDA farm subsidy recipients
Subject: Warden Hutterian Brethren Trust, Warden, WA 98857
(note: name operating as a Trust as a part of a confirmed Hutterite colony)
Location by State: Washington
Form and Version of Evidence: Short Form for Original Evidence (Long Form)
Timeframe of Evidence as Webpages: 2011-2012
Status: Investigation as EO (Exempt Organization)
Topic: Short Form includes Findings and Conclusion from Original Evidence (Long Form)

Section SF. List of Short Form of Evidence for OE and NE 1

- 1) EWG 'Search Result' and 'Farm Location(s)' webpages for data 1995-2006
Both from Environmental Working Group's Farm Subsidy Database - [<http://farm.ewg.org/>]
Evidence included: no
- 2) EWG 'Ownership Interest(s)' webpage(s) for data 1995-2006
From Environmental Working Group's Farm Subsidy Database - [<http://farm.ewg.org/>]
Evidence included: no
- 3) EWG dataset (7/22/2011) for data 1995-2010
From Environmental Working Group's Farm Subsidy Database - [<http://farm.ewg.org/>]
Evidence included: yes
- 4) IRS Exempt Organization (EO) data webpage(s) from [www.irs.gov]
EO File URL: [<http://www.irs.gov/taxstats/charitablestats/article/0,,id=97186,00.html>]
EO File Date (for OE): (11/12/2011 is date EO file page was printed from the IRS website)
EO File Date (for NE 1): (not included)
Evidence included: yes
- 5) IRS EO/BMF Data Decoded page
Evidence included: no
- 6) Melissa Data webpage(s) (7/22/2011) from [www.melissadata.com]
Evidence included: yes
- 7) Manta data webpage(s) from [www.manta.com]
Evidence included: no
- 8) Hutterite Surnames page
Evidence included: no
- 9) Hutterite Directory webpage(s) (12/29/2011)
From [www.cedrontech.com], or link from [www.hutterites.org]
Evidence included: yes
- 10) Contact Information page(s)
Evidence included: yes
- 11) MapQuest webpage(s) (7/7/2012) from [www.mapquest.com]
Evidence included: yes

Note:

Warden Hutterian Brethren Trust is a new addition to the original set of evidence for Hutterite colonies as USDA farm subsidy recipients. The evidence is a New Evidence 1 dataset which is set up as original evidence. All evidence has been introduced for the original evidence (long form) except for the 'Contact Information' page and the 'MapQuest' webpage which are introduced as evidence for the Short Form of Evidence for Warden Hutterian Brethren Trust.

List of Evidence for Hutterite colonies as USDA farm subsidy recipients

Subject: Warden Hutterian Brethren Trust, Warden, WA 98857

Location by State: Washington

Status: Investigation as EO (Exempt Organization)

Topic: Findings, for Section LF, Version 1

Findings (for Section LF, Version 1):

1:

Warden Hutterian Brethren Trust appears to be a subsidiary of Warden Hutterian Brethren so the subsidiary will be functioning as a part of a confirmed Hutterite colony. Warden Hutterian Brethren Trust can be confirmed as a part of a confirmed Hutterite colony.

Data for Warden Hutterian Brethren Trust for ID as a part of a confirmed Hutterite colony:

1) Name: Warden Hutterian Brethren Trust, Warden, WA 98857

2) USDA farm subsidy recipient: Warden Hutterian Brethren, Warden, WA 98857

3) Hutterite surnames found with USDA ownership shares data 2008: Gross, Hofer, Wollman
(note 1: data is for Warden Hutterian Brethren Trust)

(note 2: for verification of Hutterite surnames refer to the webpage 'Surnames of Founding Families' at [<http://www.feefhs.org/links/hutterites/surnames.html>])

4) IRS organization name:

[WHB Trust, 1054 W Harder Rd, Warden, WA 98857-9650]

5) Hutterite Directory (for Warden Colony):

[Warden, 1054 W. Harder Rd., Warden, WA 98857]

2:

IRS EO/BMF data found but the organization name is not the same as the USDA business name. The IRS organization name is a abbreviated form of the USDA business name and the 2 names are in the same location so there is a possibility that the 2 names are the same identity.

USDA Business Name and Location:

[Warden Hutterian Brethren Trust, Warden, WA 98857]

IRS Organization Name and Location:

[WHB Trust, Warden, WA 98857-9650]

If the 2 names are the same identity then the IRC section '501(d) Apostolic and religious organization' and the ruling date 11/2002 indicate the organization received USDA farm subsidies during the timeframe 1995-2010 as a tax-exempt nonprofit religious organization.

3:

Comparison of IRS EO/BMF data with Melissa Data data:

[Data Date: (IRS 11/12/2011), (Melissa Data 7/22/2011)]

[Data: EIN, Organization Name, Location by State, IRC Section, Ruling Date]

[300036973, WHB Trust, WA, 501(d), 11/2002 = IRS]

[300036973, WHB Trust, WA, 501(d), 11-2002 = Melissa Data]

Comparison of data demonstrates all data is the same basic data.

The IRS data is included with the evidence to verify the Employer Identification Number (EIN) found with the Melissa Data data for 'Tax I.D. Number'. The process of verification of EIN data will help to establish the validity of the Melissa Data data.

4:

IRS EO/BMF data indicates the organization is not required to file Form 990. Data from Melissa Data for the same organization indicates the organization is not required to file Form 990. The organization is classified as IRC section 501(d) and files Form 1065 so the data for Form 990 is correct.

5:

Different Business Names:

1) IRS organization name: WHB Trust, 1054 W Harder Rd, Warden, WA 98857-9650

6:

Dataset for timeframe 1995-2010:

Identity of USDA farm subsidy recipient:

[Warden Hutterian Brethren Trust, Warden, WA 98857]

USDA farm subsidy total:

1) Subsidy Total 1995-2010: \$2,378.00 (note: exact calculation)

2) Subsidy Payments 1995-2010 Total: \$2,378 (note: rounded off calculation)

3) 'Summary' data shows that the farm subsidy payment data for the calculation of the USDA farm subsidy total for 1995-2010 applies to 2007-2008.

IRC Section: (unknown)

Ruling Date: (unknown)

Operating As: Trust as a part of a confirmed Hutterite colony

List of Evidence for Hutterite colonies as USDA farm subsidy recipients
Subject: Warden Hutterian Brethren Trust, Warden, WA 98857
Location by State: Washington
Status: Investigation as EO (Exempt Organization)
Topic: Conclusion, for Section LF, Version 1

Conclusion (for Section LF, Version 1):

1(a):

IRS EO/BMF data found but the organization name is not the same as the USDA business name. The IRS organization name is a abbreviated form of the USDA business name and the 2 names are in the same location so there is a possibility that the 2 names are the same identity. If the 2 names are the same identity then the IRC section '501(d) Apostolic and religious organization' and the ruling date 11/2002 indicate the organization received USDA farm subsidies during the timeframe 1995-2010 as a tax-exempt nonprofit religious organization.

1(b):

'Summary' data shows that the farm subsidy payment data for the calculation of the USDA farm subsidy total for 1995-2010 applies to 2007-2008.

2:

Dataset for timeframe 1995-2010:

Identity of USDA farm subsidy recipient:

[Warden Hutterian Brethren Trust, Warden, WA 98857]

USDA farm subsidy total:

1) Subsidy Total 1995-2010: \$2,378.00 (note: exact calculation)

2) Subsidy Payments 1995-2010 Total: \$2,378 (note: rounded off calculation)

3) 'Summary' data shows that the farm subsidy payment data for the calculation of the USDA farm subsidy total for 1995-2010 applies to 2007-2008.

IRC Section: (unknown)

Ruling Date: (unknown)

Operating As: Trust as a part of a confirmed Hutterite colony

3:

Recommendation:

> Step 1

Determine IRS organization name as same identity as USDA business name.

USDA Business Name and Location:

[Warden Hutterian Brethren Trust, Warden, WA 98857]

IRS Organization Name and Address:

[WHB Trust, 1054 W Harder Rd, Warden, WA 98857-9650]

Hutterite Directory (for Warden Colony):

[Warden, 1054 W. Harder Rd., Warden, WA 98857]

> Step 2

If a determination of IRS organization name as same identity as USDA business name cannot be made then a investigation is necessary to find IRC section data from the IRS Business Master File (BMF) for:

Name: Warden Hutterian Brethren Trust, Warden, WA 98857

Hutterite Directory (for Warden Colony):

[Warden, 1054 W. Harder Rd., Warden, WA 98857]

Timeframe for IRC section data: 2007-2008



EWG Farm Subsidy Database

Corporate Subsidy Recipients 1 to 2 of 2 in Washington

Business Name: **WARDEN HUTTERIAN**

Rank	Name	Location	Subsidy Total 1995-2010
1	Warden Hutterian Brethren	Warden, WA 98857	\$ 1,984,705.07
2	Warden Hutterian Brethren Trust	Warden, WA 98857	\$ 2,378.00

Note: The information on conservation spending for 2010 is incomplete due to missing data from USDA's Natural Resource Conservation Service. Payment data currently are not included for the Environmental Quality Incentives Program, but will be added once NRCS makes it available.

The information provided for the Wetland Reserve Program (WRP) provides an inaccurate picture of how WRP payments are distributed. USDA's Natural Resource Conservation Service uses title companies as intermediaries to finalize wetlands easements under the Wetlands Reserve Program. As a result, the data provided to us shows large sums of money going to these title companies. In reality, the payments are ultimately distributed to landowners participating in the WRP.

Unfortunately, NRCS has not provided the data to show where these farms and wetlands are located or which farmers or landowners are enrolling in the program, so EWG is unable to allocate these large sums of money to individuals beyond the title companies. Therefore, these companies skew the conservation rankings and payment concentration, which EWG cannot avoid unless and until NRCS makes available the additional farm attribution data. Therefore, we have not included WRP payments in the 2010 data update.

Finally, we have separated data on farm commodity, disaster and conservation payments in order to provide a more accurate picture of top recipients and concentration of payments among the three main categories of USDA programs.



USDA subsidy information for **Warden Hutterian Brethren Trust**

Addresses on file with USDA for Warden Hutterian Brethren Trust

USDA county office from which subsidies were paid:	Subsidy Payments 1995-2010	Most recent address on file in USDA county office
Adams County, Washington	\$2,378	Warden Hutterian Brethren Trust Warden, WA 98857
Total	\$2,378	

Note: The information on conservation spending for 2010 is incomplete due to missing data from USDA's Natural Resource Conservation Service. Payment data currently are not included for the Environmental Quality Incentives Program, but will be added once NRCS makes it available.

The information provided for the Wetland Reserve Program (WRP) provides an inaccurate picture of how WRP payments are distributed. USDA's Natural Resource Conservation Service uses title companies as intermediaries to finalize wetlands easements under the Wetlands Reserve Program. As a result, the data provided to us shows large sums of money going to these title companies. In reality, the payments are ultimately distributed to landowners participating in the WRP.

Unfortunately, NRCS has not provided the data to show where these farms and wetlands are located or which farmers or landowners are enrolling in the program, so EWG is unable to allocate these large sums of money to individuals beyond the title companies. Therefore, these companies skew the conservation rankings and payment concentration, which EWG cannot avoid unless and until NRCS makes available the additional farm attribution data. Therefore, we have not included WRP payments in the 2010 data update.

Finally, we have separated data on farm commodity, disaster and conservation payments in order to provide a more accurate picture of top recipients and concentration of payments among the three main categories of USDA programs.

Warden Hutterian Brethren Trust received payments totaling \$2,378 from 1995 through 2010

Year	Conservation Subsidies	Disaster Subsidies	Commodity Subsidies	Total USDA Subsidies 1995-2010
1995	\$0	\$0	\$0	\$0
1996	\$0	\$0	\$0	\$0
1997	\$0	\$0	\$0	\$0
1998	\$0	\$0	\$0	\$0
1999	\$0	\$0	\$0	\$0
2000	\$0	\$0	\$0	\$0
2001	\$0	\$0	\$0	\$0
2002	\$0	\$0	\$0	\$0
2003	\$0	\$0	\$0	\$0
2004	\$0	\$0	\$0	\$0
2005	\$0	\$0	\$0	\$0
2006	\$0	\$0	\$0	\$0
2007	\$0	\$0	\$1,189	\$1,189
2008	\$0	\$0	\$1,189	\$1,189
2009	\$0	\$0	\$0	\$0
2010	\$0	\$0	\$0	\$0
Total	\$0	\$0	\$2,378	\$2,378

Crop Summary for Warden Hutterian Brethren Trust

Crop	Payments 1995-2010
Wheat Subsidies**	\$1,970
Corn Subsidies**	\$366
Barley Subsidies**	\$42

Note: The information on conservation spending for 2010 is incomplete due to missing data from USDA's Natural Resource Conservation Service. Payment data currently are not included for the Environmental Quality Incentives Program, but will be added once NRCS makes it available.

The information provided for the Wetland Reserve Program (WRP) provides an inaccurate picture of how WRP payments are distributed. USDA's Natural Resource Conservation Service uses title companies as intermediaries to finalize wetlands easements under the Wetlands Reserve Program. As a result, the data provided to us shows large sums of money going to these title companies. In reality, the payments are ultimately distributed to landowners participating in the WRP.

Unfortunately, NRCS has not provided the data to show where these farms and wetlands are located or which farmers or landowners are enrolling in the program, so EWG is unable to allocate these large sums of money to individuals beyond the title companies. Therefore, these companies skew the conservation rankings and payment concentration.

USDA subsidy information for **Warden Hutterian Brethren Trust****Payment Breakdown**

Subsidy Program	Total Payments 1995-2010
Total USDA - Subsidies	\$2,378
<i>Subtotal, Farming Subsidies</i>	\$2,378

Commodity subsidy breakdown

Subsidy Program	Total Payments 1995-2010
Subtotal, Farming Subsidies	\$2,378
<i>Total Direct Payments</i>	\$2,378
Direct Payment - Barley	\$42
Direct Payment - Corn	\$366
Direct Payment - Wheat	\$1,970

Note: The information on conservation spending for 2010 is incomplete due to missing data from USDA's Natural Resource Conservation Service. Payment data currently are not included for the Environmental Quality Incentives Program, but will be added once NRCS makes it available.

The information provided for the Wetland Reserve Program (WRP) provides an inaccurate picture of how WRP payments are distributed. USDA's Natural Resource Conservation Service uses title companies as intermediaries to finalize wetlands easements under the Wetlands Reserve Program. As a result, the data provided to us shows large sums of money going to these title companies. In reality, the payments are ultimately distributed to landowners participating in the WRP.

Unfortunately, NRCS has not provided the data to show where these farms and wetlands are located or which farmers or landowners are enrolling in the program, so EWG is unable to allocate these large sums of money to individuals beyond the title companies. Therefore, these companies skew the conservation rankings and payment concentration, which EWG cannot avoid unless and until NRCS makes available the additional farm attribution data. Therefore, we have not included WRP payments in the 2010 data update.

Finally, we have separated data on farm commodity, disaster and conservation payments in order to provide a more accurate picture of top recipients and concentration of payments among the three main categories of USDA programs.



USDA subsidy information for **Warden Hutterian Brethren Trust**

Ownership shares for Warden Hutterian Brethren Trust

Pick year for ownership information

USDA county office/Ownership:	Percentage Share*
Warden Hutterian Brethren Trust	
ownership information from 2008	
Adams County, Washington	
Don Hofer	1.00%
Gilana Wollman	1.00%
Sara Gross	1.00%
Miriam L. Gross	1.00%
Samuel Gross	2.00%
Duane E. Gross	1.00%
Daniel J. Wollman	1.00%
David E. Gross	2.00%
Judith S. Wollman	1.00%
Laura Gross	1.00%
Steve B. Gross	1.00%
Jedediah F. Gross	1.00%
Kaitlin S. Gross	1.00%
John J. Gross	2.00%
Bertha Gross	1.00%
Scott L. Gross	1.00%
Sheryl R. Gross	1.00%
Henry C. Gross	1.00%
Annie Gross	1.00%
Kenneth P. Gross	2.00%
Katie Gross	1.00%
Sara R. Wollman	1.00%
Keith A. Gross	1.00%
Adrian J. Gross	1.00%
Corinna Wollman	1.00%
Joshua Gross	2.00%

<u>Henry Gross</u>	1.00%
<u>David Gross</u>	2.00%
<u>Darius Gross</u>	2.00%
<u>Elias Wollman</u>	2.00%
<u>Katie Wollman</u>	1.00%
<u>Jacob Wollman Jr</u>	2.00%
<u>Katie Gross</u>	1.00%
<u>Katie Wollman</u>	1.00%
<u>Jacob Wollman</u>	2.00%
<u>Walter Wollman</u>	1.00%
<u>Elisabeth Wollman</u>	1.00%
<u>Samuel C Wollman</u>	1.00%
<u>Victor L Wollman</u>	1.00%
<u>Sarah Gross</u>	1.00%
<u>Marvin Wollman</u>	1.00%
<u>Barbara Gross</u>	1.00%
<u>Robert G Wollman</u>	1.00%
<u>Benjamin J Gross</u>	1.00%
<u>Patricia L Wollman</u>	1.00%
<u>Travis J Gross</u>	1.00%
<u>Roslyn A Wollman</u>	1.00%
<u>Matilda Wollman</u>	1.00%
<u>Natania D Wollman</u>	1.00%
<u>Dorothy S Wollman</u>	1.00%
<u>George Gross</u>	2.00%
<u>Kelvin Wollman</u>	1.00%
<u>Phillip M Gross</u>	1.00%
<u>Helen Gross</u>	1.00%
<u>Doreen K Gross</u>	1.00%
<u>Debbie Gross</u>	1.00%
<u>Tyrell P Gross</u>	1.00%
<u>Herbert J Wollman</u>	1.00%
<u>Abigail M Wollman</u>	1.00%
<u>Mark E Wollman</u>	1.00%
<u>Judy J Gross</u>	1.00%
<u>Lindsey S Gross</u>	1.00%
<u>Elizabeth K Gross</u>	1.00%
<u>Peter Gross</u>	2.00%
<u>Susanna Gross</u>	1.00%
<u>Amber N Wollman</u>	1.00%
<u>Jeremia M Wollman</u>	1.00%
<u>Justin A Wollman</u>	1.00%

<u>Gloria C Wollman</u>	1.00%
<u>Clarence Wollman</u>	1.00%
<u>Anthony J Wollman</u>	1.00%
<u>Carolyn S Wollman</u>	1.00%
<u>Alexander R Wollman</u>	1.00%
<u>Katie Wollman</u>	1.00%
<u>Stephanie K Wollman</u>	1.00%
<u>Marie S Wollman</u>	1.00%
<u>Bethany M Wollman</u>	1.00%
<u>Benjamin J Wollman</u>	1.00%
<u>Paul Wollman</u>	1.00%
<u>Albert Wollman</u>	1.00%
<u>Crystal F Wollman</u>	1.00%
<u>Michael J Wollman</u>	1.00%
<u>Dorothea Wollman</u>	1.00%
<u>Alvin D Wollman</u>	1.00%
<u>Nicholas R Wollman</u>	1.00%
<u>Betty A Wollman</u>	1.00%
<u>Bradley J Wollman</u>	1.00%
<u>Dora Gross</u>	1.00%

* According to USDA percentage shares for ownership may not reflect share of subsidy payments. EWG review shows that share information on file with USDA may not always equal 100 percent. Most recent percentage share information is from 2008. Future release of this information was barred by law in the 2008 Farm Bill.

Note: The information on conservation spending for 2010 is incomplete due to missing data from USDA's Natural Resource Conservation Service. Payment data currently are not included for the Environmental Quality Incentives Program, but will be added once NRCS makes it available.

The information provided for the Wetland Reserve Program (WRP) provides an inaccurate picture of how WRP payments are distributed. USDA's Natural Resource Conservation Service uses title companies as intermediaries to finalize wetlands easements under the Wetlands Reserve Program. As a result, the data provided to us shows large sums of money going to these title companies. In reality, the payments are ultimately distributed to landowners participating in the WRP.

Unfortunately, NRCS has not provided the data to show where these farms and wetlands are located or which farmers or landowners are enrolling in the program, so EWG is unable to allocate these large sums of money to individuals beyond the title companies. Therefore, these companies skew the conservation rankings and payment concentration, which EWG cannot avoid unless and until NRCS makes available the additional farm attribution data. Therefore, we have not included WRP payments in the 2010 data update.

Finally, we have separated data on farm commodity, disaster and conservation payments in order to provide a more accurate picture of top recipients and concentration of payments among the three main categories of USDA programs.

911259890WHATCOM VOLUNTEER CENTER
 725 N STATE ST BELLINGHAM WA98225-533300000331
 19850111557500000010100000020101244010 1200000002729940000000396882
 0000000396882 T40Z
 911005103WHATCOM-SKAGIT HOUSING %
 WHATCOM-SKAGIT HOUSING 5373 GUIDE MERIDIAN BLDG E BELLINGHAM
 WA98226-741800000331 19780511531839800010100000020091276010
 12000000051907160000001383219 0000000472314 L82Z
 266700524WHATLEY FOUNDATION
 615 HILLSIDE DR E SEATTLE WA98112-505500000331
 20090310400000000020100000020091261001 1100000015661700000000005868
 T22 JULIAN ANTHONY WHATLEY III TTEE
 262130590WHATS NEW IN MEDICINE
 176 KENTWOOD CT RICHLAND WA99352-940100000332
 20081211600000000010100000020100913010 0900000000097470000000080730
 0000000080730 G03
 300036973WHB TRUST %
 MICHAEL LOFT 1054 W HARDER RD WARDEN
 WA98857-965000004031 200211200000000000201000000 00000 12
 X99
 043731444WHEATLEY FOUNDATION %
 JOHN J WHEATLEY 19212 46TH AVE NE LK FOREST PK
 WA98155-291000000332 20030210400000000010100000020061211001
 1200000000000010000000000001 T22
 911585797WHEEL CHAIR LIBRARY FOR YOU CHAPTER I %
 CHARLES LEE MORRIS 62 PETER HAGEN RD NW SEABECK
 WA98380-968500000331 19940911516000000010100000020110100020
 010000000000000000000000000000 00000000000000
 911435686WHEELER FIELD IMPROVEMENT COMMITTEE %
 JULIE LISETH 902 JOHNSON RD CENTRALIA
 WA98531-143000000331 19900611655900000050100000020101200020
 120000000000000000000000000000 00000000000000 Z99Z
 911033893WHEELIN VALLEY ELKS
 2605 N ROBBIE RD SPOKANE VLY WA99206-473500000731
 19790620029929700050100000020091200020 120000000000000000000000000000
 00000000000000
 911849870WHETHAM CHARITABLE TRUST
 PO BOX 430 MILTON WA98354-0430000009001
 00000000092800000001200000020091209000 120000000094818000000000000000
 WHETHAM WILFRED D TTEE
 943158471WHIDBEY AIDS SUPPORT FUND %
 CLAUDIA FULLER PO BOX 248 LANGLEY
 WA98260-024800000331 19920711532000000010100000020071200020
 120000000000000000000000000000 00000000000000 Z99ZWASF
 911488861WHIDBEY ANIMALS IMPROVEMENT FOUNDATION %
 PAMELA A LOCK PRES PO BOX 1108 COUPEVILLE
 WA98239-110800000331 19950611532000000010100000020091255010
 12000000005227890000000851742 0000000851742 D200W A I F
 800488910WHIDBEY AUDUBON SOCIETY %
 ROBERT GENTZ PO BOX 1012 OAK HARBOR
 WA98277-101200000332 20100911500000000010100000020110600020
 060000000000000000000000000000 00000000000000 B82
 200673622WHIDBEY CHILDRENS THEATER %
 MARTHA MURPHY PO BOX 1493 LANGLEY
 WA98260-149300000332 20041011500000000010100000020101244010
 1200000001795620000000184258 0000000183170 A65

MELISSA DATA[Sign In](#) | [Cart](#) | [Newsletters](#) | [Search](#)

1-800-MELISSA

[Products](#)[Solutions](#)[Downloads & Trials](#)[Support](#)[Resources](#)[Lookups](#)[Contact Us](#)[Free Lookups](#)[Home](#) > [Lookups](#) > Nonprofit Organization Lookup[Help](#)

Is your direct mail campaign headed in the right direction?

find out now

Enter a 5-digit ZIP Code,
organization name or 9-digit Tax ID

Use this LookUp to:

- Find information on over 1.4 million registered nonprofit organizations in the United States
- Get organization name, assets, income, and IRS subsection
- Select organization for contact name and address, type of foundation and organization
- Get deductibility status, classification, Form 990, and more

WHB TRUST

In Care of Name	MICHAEL LOFT
Address	1054 W HARDER RD WARDEN, WA 98857-9650 MapG MapY MapV
IRS Subsection	501(d) - A religious and apostolic association.
Type of Organization	Trust
Deductibility	Contributions are NOT deductible
Tax I.D. Number	300036973
Exempt Since	11-2002
Form 990 Requirement	Not required to file 990
Classification	Religion Related, Spiritual Development N.E.C.

Share with others information about this Nonprofit - like the web site, e-mail address, how to donate or any corrections to the data shown.

Messages

[How Can We Improve this Lookup?](#) | [Send to a Friend](#) | [Lookups Forum](#) | [Terms of Use](#)



ADM transports commodities from the farm gates of the world's producers to food, feed, and fuel customers in virtually every corner of the globe.

We offer valuable feed products to help grow your business.

- **46% Soybean Meal**
- **44% Soybean Meal**
- **Soybean Hulls**
- **DDG's**

[Home](#)[Notifications](#)[Reach Us](#)

HUTTERITE CONTACTS

GO TO MAIN INDEX

- D Marlin, Marlin, WA 98832
- D Schoonover, Odessa, WA 99159
- D Spokane, Reardan, WA 99029
- D Stahl, Ritzville, WA 99169
- D Warden, Warden, WA 98857

Warden Dariusleut

1054 W. Harder Rd.

Warden, WA 98857

Established From Spokane, Reardan, WA 99029

[Google Map](#)[Google Maps](#)

Manager Jake Wollman

509-349-8045

fax 8866

Minister Walter Wollman

Missing info? Suggestion? Let us know:

Optionally introduce yourself.

Name

Organization

Email

☐ I expect a reply.

Contact Information for Hutterite colonies as USDA farm subsidy recipients
Subject: Warden Hutterian Brethren Trust, Warden, WA 98857
(note: name operating as a Trust as a part of a confirmed Hutterite colony)

Contact Information for [Warden Hutterian Brethren Trust, Warden, WA 98857]

1) IRS EO/BMF data

Address:

WHB Trust
1054 W Harder Rd
Warden, WA 98857-9650

2) Hutterite Directory

Phone:

- 1) Walter Wollman, Minister: (no data)
- 2) Jake Wollman, Manager: [509-349-8045]

Address:

Warden Colony
1054 W. Harder Rd.
Warden, WA 98857

Address verification results from [www.melissadata.com]:

1) For (1) IRS EO/BMF data: address verified

2) For (2) Hutterite Directory:

Address verified for:

1054 W Harder Rd
Warden, WA 98857-9650



Map of:

Warden, WA

Notes



©2011 MapQuest, Inc. Use of directions and maps is subject to the MapQuest Terms of Use. We make no guarantee of the accuracy of their content, road conditions or route usability. You assume all risk of use. [View Terms of Use](#)