



EWG Farm Subsidy Database

Corporate Subsidy Recipients 1 to 1 of 1 in South Dakota

Business Name: **MAPLE LEAF**

Rank	Name	Location	Subsidy Total 1995-2010
1	Maple Leaf Hutterian Brethren Inc	Arlington, SD 57212	\$ 244,217.86

Note: The information on conservation spending for 2010 is incomplete due to missing data from USDA's Natural Resource Conservation Service. Payment data currently are not included for the Environmental Quality Incentives Program, but will be added once NRCS makes it available.

The information provided for the Wetland Reserve Program (WRP) provides an inaccurate picture of how WRP payments are distributed. USDA's Natural Resource Conservation Service uses title companies as intermediaries to finalize wetlands easements under the Wetlands Reserve Program. As a result, the data provided to us shows large sums of money going to these title companies. In reality, the payments are ultimately distributed to landowners participating in the WRP.

Unfortunately, NRCS has not provided the data to show where these farms and wetlands are located or which farmers or landowners are enrolling in the program, so EWG is unable to allocate these large sums of money to individuals beyond the title companies. Therefore, these companies skew the conservation rankings and payment concentration, which EWG cannot avoid unless and until NRCS makes available the additional farm attribution data. Therefore, we have not included WRP payments in the 2010 data update.

Finally, we have separated data on farm commodity, disaster and conservation payments in order to provide a more accurate picture of top recipients and concentration of payments among the three main categories of USDA programs.



USDA subsidy information for **Maple Leaf Hutterian Brethren Inc**

Addresses on file with USDA for Maple Leaf Hutterian Brethren Inc

USDA county office from which subsidies were paid:	Subsidy Payments 1995-2010	Most recent address on file in USDA county office
Lake County, South Dakota	\$244,218	Maple Leaf Hutterian Brethren Inc Arlington, SD 57212
Total	\$244,218	

Note: The information on conservation spending for 2010 is incomplete due to missing data from USDA's Natural Resource Conservation Service. Payment data currently are not included for the Environmental Quality Incentives Program, but will be added once NRCS makes it available.

The information provided for the Wetland Reserve Program (WRP) provides an inaccurate picture of how WRP payments are distributed. USDA's Natural Resource Conservation Service uses title companies as intermediaries to finalize wetlands easements under the Wetlands Reserve Program. As a result, the data provided to us shows large sums of money going to these title companies. In reality, the payments are ultimately distributed to landowners participating in the WRP.

Unfortunately, NRCS has not provided the data to show where these farms and wetlands are located or which farmers or landowners are enrolling in the program, so EWG is unable to allocate these large sums of money to individuals beyond the title companies. Therefore, these companies skew the conservation rankings and payment concentration, which EWG cannot avoid unless and until NRCS makes available the additional farm attribution data. Therefore, we have not included WRP payments in the 2010 data update.

Finally, we have separated data on farm commodity, disaster and conservation payments in order to provide a more accurate picture of top recipients and concentration of payments among the three main categories of USDA programs.



Maple Leaf Hutterian Brethren Inc received payments totaling \$244,218 from 1995 through 2010

Year	Conservation Subsidies	Disaster Subsidies	Commodity Subsidies	Total USDA Subsidies 1995-2010
1995	\$0	\$0	\$0	\$0
1996	\$0	\$0	\$0	\$0
1997	\$0	\$0	\$0	\$0
1998	\$0	\$0	\$0	\$0
1999	\$0	\$0	\$0	\$0
2000	\$0	\$0	\$0	\$0
2001	\$0	\$0	\$0	\$0
2002	\$0	\$0	\$0	\$0
2003	\$0	\$0	\$0	\$0
2004	\$0	\$0	\$18,681	\$18,681
2005	\$0	\$0	\$142,444	\$142,444
2006	\$0	\$0	\$43,543	\$43,543
2007	\$0	\$0	\$19,024	\$19,024
2008	\$0	\$1,502	\$19,024	\$20,526
2009	\$0	\$0	\$0	\$0
2010	\$0	\$0	\$0	\$0
Total	\$0	\$1,502	\$242,716	\$244,218

Crop Summary for Maple Leaf Hutterian Brethren Inc

Crop	Payments 1995-2010
Corn Subsidies**	\$206,953
Soybean Subsidies**	\$35,763

Note: The information on conservation spending for 2010 is incomplete due to missing data from USDA's Natural Resource Conservation Service. Payment data currently are not included for the Environmental Quality Incentives Program, but will be added once NRCS makes it available.

The information provided for the Wetland Reserve Program (WRP) provides an inaccurate picture of how WRP payments are distributed. USDA's Natural Resource Conservation Service uses title companies as intermediaries to finalize wetlands easements under the Wetlands Reserve Program. As a result, the data provided to us shows large sums of money going to these title companies. In reality, the payments are ultimately distributed to landowners participating in the WRP.

Unfortunately, NRCS has not provided the data to show where these farms and wetlands are located or which farmers or landowners are enrolling in the program, so EWG is unable to allocate these large sums of money to individuals beyond the title companies. Therefore, these companies skew the conservation rankings and payment concentration.

USDA subsidy information for **Maple Leaf Hutterian Brethren Inc****Payment Breakdown**

Subsidy Program	Total Payments 1995-2010
Total USDA - Subsidies	\$244,218
<i>Subtotal, Farming Subsidies</i>	\$242,716
<i>Subtotal, Disaster Payments</i>	\$1,502

Commodity subsidy breakdown

Subsidy Program	Total Payments 1995-2010
Subtotal, Farming Subsidies	\$242,716
<i>Total Direct Payments</i>	\$94,434
Direct Payment - Corn	\$60,193
Direct Payment - Soybeans	\$34,241
<i>Total Counter Cyclical Payments</i>	\$42,188
Counter Cyclical Payment - Corn	\$42,188
<i>Loan Deficiency Payments</i>	\$89,050
Loan Deficiency - Corn	\$87,570
Loan Deficiency - Soybeans	\$1,480
<i>Total Commodity Certificates</i>	\$17,002
Commodity Certificates - Corn	\$17,002
<i>Marketing Loan Gains</i>	\$42
Market Gains Farm - Soybeans	\$42

Disaster subsidy breakdown

Subsidy Program	Total Payments 1995-2010
Subtotal, Disaster Payments	\$1,502
<i>Misc. Disaster Payments</i>	\$1,502
Crop Disaster - Program	\$1,502

Note: The information on conservation spending for 2010 is incomplete due to missing data from USDA's Natural Resource Conservation Service. Payment data currently are not included for the Environmental Quality Incentives Program, but will be added once NRCS makes it available.

The information provided for the Wetland Reserve Program (WRP) provides an inaccurate picture of how WRP payments are distributed. USDA's Natural Resource Conservation Service uses title companies as intermediaries to finalize wetlands easements under the Wetlands Reserve Program. As a result, the data provided to us shows large sums of money going to these title companies. In reality, the payments are ultimately distributed to landowners participating in the WRP.



USDA subsidy information for **Maple Leaf Hutterian Brethren Inc**

Ownership shares for Maple Leaf Hutterian Brethren Inc

Pick year for ownership information

USDA county office/Ownership:

Percentage
Share*

Maple Leaf Hutterian Brethren Inc
ownership information from 2008
Lake County, South Dakota

Members Of Maple Leaf Hutterian B

100.00%

* According to USDA percentage shares for ownership may not reflect share of subsidy payments. EWG review shows that share information on file with USDA may not always equal 100 percent. Most recent percentage share information is from 2008. Future release of this information was barred by law in the 2008 Farm Bill.

Note: The information on conservation spending for 2010 is incomplete due to missing data from USDA's Natural Resource Conservation Service. Payment data currently are not included for the Environmental Quality Incentives Program, but will be added once NRCS makes it available.

The information provided for the Wetland Reserve Program (WRP) provides an inaccurate picture of how WRP payments are distributed. USDA's Natural Resource Conservation Service uses title companies as intermediaries to finalize wetlands easements under the Wetlands Reserve Program. As a result, the data provided to us shows large sums of money going to these title companies. In reality, the payments are ultimately distributed to landowners participating in the WRP.

Unfortunately, NRCS has not provided the data to show where these farms and wetlands are located or which farmers or landowners are enrolling in the program, so EWG is unable to allocate these large sums of money to individuals beyond the title companies. Therefore, these companies skew the conservation rankings and payment concentration, which EWG cannot avoid unless and until NRCS makes available the additional farm attribution data. Therefore, we have not included WRP payments in the 2010 data update.

Finally, we have separated data on farm commodity, disaster and conservation payments in order to provide a more accurate picture of top recipients and concentration of payments among the three main categories of USDA programs.

USDA subsidy information for **Members Of Maple Leaf Hutterian B****Recipient's ownership share(s)**

Recipient:	County	Percentage Share*
	Lake County, South Dakota	100.0 %
<u>Maple Leaf Hutterian Brethren Inc</u>	Lake County, South Dakota	100.0 %
	Lake County, South Dakota	100.0 %

* Most recent percentage share information is from 2008. According to USDA percentage shares for ownership may not reflect share of subsidy payments. EWG review shows that share information on file with USDA may not equal 100 percent.

Note: The information on conservation spending for 2010 is incomplete due to missing data from USDA's Natural Resource Conservation Service. Payment data currently are not included for the Environmental Quality Incentives Program, but will be added once NRCS makes it available.

The information provided for the Wetland Reserve Program (WRP) provides an inaccurate picture of how WRP payments are distributed. USDA's Natural Resource Conservation Service uses title companies as intermediaries to finalize wetlands easements under the Wetlands Reserve Program. As a result, the data provided to us shows large sums of money going to these title companies. In reality, the payments are ultimately distributed to landowners participating in the WRP.

Unfortunately, NRCS has not provided the data to show where these farms and wetlands are located or which farmers or landowners are enrolling in the program, so EWG is unable to allocate these large sums of money to individuals beyond the title companies. Therefore, these companies skew the conservation rankings and payment concentration, which EWG cannot avoid unless and until NRCS makes available the additional farm attribution data. Therefore, we have not included WRP payments in the 2010 data update.

Finally, we have separated data on farm commodity, disaster and conservation payments in order to provide a more accurate picture of top recipients and concentration of payments among the three main categories of USDA programs.

MELISSA DATA[Sign In](#) | [Cart](#) | [Newsletters](#) | [Search](#)

1-800-MELISSA

[Products](#)[Solutions](#)[Downloads & Trials](#)[Support](#)[Resources](#)[Lookups](#)[Contact Us](#)[Free Lookups](#)[Home](#) > [Lookups](#) > **Nonprofit Organization Lookup**[Help](#)

Is your direct mail campaign headed in the right direction?

[find out now](#)Enter a 5-digit ZIP Code,
organization name or 9-digit Tax ID
Use this LookUp to:

- Find information on over 1.4 million registered nonprofit organizations in the United States
- Get organization name, assets, income, and IRS subsection
- Select organization for contact name and address, type of foundation and organization
- Get deductibility status, classification, Form 990, and more

MAPLE LEAF HUTTERIAN BRETHREN INC**21727 452ND AVE**Address **ARLINGTON, SD 57212-7309**[MapG](#) [MapY](#) [MapV](#)IRS Subsection **501(d) - A religious and apostolic association.**Type of Organization **Unkown**Deductibility **Unknown**Tax I.D. Number **201122750**Exempt Since **01-1982**Form 990 Requirement **Not required to file 990**

Share with others information about this Nonprofit - like the web site, e-mail address, how to donate or any corrections to the data shown.

[Messages](#)[How Can We Improve this Lookup?](#) | [Send to a Friend](#) | [Lookups Forum](#) | [Terms of Use](#)



EWG Farm Subsidy Database

Corporate Subsidy Recipients **1** to **1** of **1** in South Dakota

Business Name: **MIDLAND**

Rank	Name	Location	Subsidy Total 1995-2010
1	<u>Midland Hutterian Brethren Inc</u>	Stratford, SD 57474	\$ 539,851.03

Note: The information on conservation spending for 2010 is incomplete due to missing data from USDA's Natural Resource Conservation Service. Payment data currently are not included for the Environmental Quality Incentives Program, but will be added once NRCS makes it available.

The information provided for the Wetland Reserve Program (WRP) provides an inaccurate picture of how WRP payments are distributed. USDA's Natural Resource Conservation Service uses title companies as intermediaries to finalize wetlands easements under the Wetlands Reserve Program. As a result, the data provided to us shows large sums of money going to these title companies. In reality, the payments are ultimately distributed to landowners participating in the WRP.

Unfortunately, NRCS has not provided the data to show where these farms and wetlands are located or which farmers or landowners are enrolling in the program, so EWG is unable to allocate these large sums of money to individuals beyond the title companies. Therefore, these companies skew the conservation rankings and payment concentration, which EWG cannot avoid unless and until NRCS makes available the additional farm attribution data. Therefore, we have not included WRP payments in the 2010 data update.

Finally, we have separated data on farm commodity, disaster and conservation payments in order to provide a more accurate picture of top recipients and concentration of payments among the three main categories of USDA programs.

USDA subsidy information for **Midland Hutterian Brethren Inc**

Addresses on file with USDA for Midland Hutterian Brethren Inc

USDA county office from which subsidies were paid:	Subsidy Payments 1995-2010	Most recent address on file in USDA county office
Spink County, South Dakota	\$1,900	Midland Hutterian Brethren Inc Stratford, SD 57474
Brown County, South Dakota	\$537,951	Midland Hutterian Brethren Inc Stratford, SD 57474
Total	\$539,851	

Note: The information on conservation spending for 2010 is incomplete due to missing data from USDA's Natural Resource Conservation Service. Payment data currently are not included for the Environmental Quality Incentives Program, but will be added once NRCS makes it available

The information provided for the Wetland Reserve Program (WRP) provides an inaccurate picture of how WRP payments are distributed. USDA's Natural Resource Conservation Service uses title companies as intermediaries to finalize wetlands easements under the Wetlands Reserve Program. As a result, the data provided to us shows large sums of money going to these title companies. In reality, the payments are ultimately distributed to landowners participating in the WRP.

Unfortunately, NRCS has not provided the data to show where these farms and wetlands are located or which farmers or landowners are enrolling in the program, so EWG is unable to allocate these large sums of money to individuals beyond the title companies. Therefore, these companies skew the conservation rankings and payment concentration, which EWG cannot avoid unless and until NRCS makes available the additional farm attribution data. Therefore, we have not included WRP payments in the 2010 data update.

Finally, we have separated data on farm commodity, disaster and conservation payments in order to provide a more accurate picture of top recipients and concentration of payments among the three main categories of USDA programs.



Midland Hutterian Brethren Inc received payments totaling \$539,851 from 1995 through 2010

Year	Conservation Subsidies	Disaster Subsidies	Commodity Subsidies	Total USDA Subsidies 1995-2010
1995	\$0	\$0	\$0	\$0
1996	\$0	\$0	\$0	\$0
1997	\$0	\$0	\$0	\$0
1998	\$0	\$0	\$0	\$0
1999	\$0	\$0	\$0	\$0
2000	\$0	\$0	\$0	\$0
2001	\$0	\$0	\$0	\$0
2002	\$0	\$0	\$0	\$0
2003	\$0	\$0	\$52,817	\$52,817
2004	\$0	\$0	\$122,630	\$122,630
2005	\$0	\$0	\$135,178	\$135,178
2006	\$0	\$0	\$69,226	\$69,226
2007	\$0	\$0	\$40,000	\$40,000
2008	\$0	\$80,000	\$40,000	\$120,000
2009	\$0	\$0	\$0	\$0
2010	\$0	\$0	\$0	\$0
Total	\$0	\$80,000	\$459,851	\$539,851

Crop Summary for Midland Hutterian Brethren Inc

Crop	Payments 1995-2010
Corn Subsidies**	\$323,473
Soybean Subsidies**	\$94,753
Wheat Subsidies**	\$41,624

Counties where payments were made from

County	Subsidy Payments 1995-2010
Spink County, South Dakota	\$1,900
Brown County, South Dakota	\$537,951
Total	\$539,851



USDA subsidy information for **Midland Hutterian Brethren Inc**

Payment Breakdown

Subsidy Program	Total Payments 1995-2010
Total USDA - Subsidies	\$539,851
<i>Subtotal, Farming Subsidies</i>	\$459,851
<i>Subtotal, Disaster Payments</i>	\$80,000

Commodity subsidy breakdown

Subsidy Program	Total Payments 1995-2010
Subtotal, Farming Subsidies	\$459,851
<i>Total Direct Payments</i>	\$237,474
Direct Payment - Corn	\$111,306
Direct Payment - Soybeans	\$89,387
Direct Payment - Wheat	\$36,781
<i>Total Counter Cyclical Payments</i>	\$96,595
Counter Cyclical Payment - Corn	\$96,595
Counter Cyclical Payment - Soybeans	\$0
Counter Cyclical Payment - Wheat	\$0
<i>Loan Deficiency Payments</i>	\$125,782
Loan Deficiency - Corn	\$120,970
Loan Def. Refund - Corn	\$-5,397
Loan Deficiency - Soybeans	\$5,366
Loan Deficiency - Wheat	\$4,843

Disaster subsidy breakdown

Subsidy Program	Total Payments 1995-2010
Subtotal, Disaster Payments	\$80,000
<i>Misc. Disaster Payments</i>	\$80,000
Crop Disaster - Program	\$80,000

Note: The information on conservation spending for 2010 is incomplete due to missing data from USDA's Natural Resource Conservation Service. Payment data currently are not included for the Environmental Quality Incentives Program, but will be added once NRCS makes it available.

The information provided for the Wetland Reserve Program (WRP) provides an inaccurate picture of how WRP payments are distributed. USDA's Natural Resource Conservation Service uses title companies as intermediaries to finalize wetlands easements under the Wetlands Reserve Program. As a result, the data provided to us shows large

USDA subsidy information for **Midland Hutterian Brethren Inc****Ownership shares for Midland Hutterian Brethren Inc**

Pick year for ownership information

USDA county office/Ownership:	Percentage Share*
Midland Hutterian Brethren Inc ownership information from 2008 Brown County, South Dakota <u>Members Of Midland Hutterian Bre</u>	100.00%
Midland Hutterian Brethren Inc ownership information from 2008 Spink County, South Dakota <u>Members Of Midland Hutterian Bre</u>	100.00%

* According to USDA percentage shares for ownership may not reflect share of subsidy payments. EWG review shows that share information on file with USDA may not always equal 100 percent. Most recent percentage share information is from 2008. Future release of this information was barred by law in the 2008 Farm Bill.

Note: The information on conservation spending for 2010 is incomplete due to missing data from USDA's Natural Resource Conservation Service. Payment data currently are not included for the Environmental Quality Incentives Program, but will be added once NRCS makes it available.

The information provided for the Wetland Reserve Program (WRP) provides an inaccurate picture of how WRP payments are distributed. USDA's Natural Resource Conservation Service uses title companies as intermediaries to finalize wetlands easements under the Wetlands Reserve Program. As a result, the data provided to us shows large sums of money going to these title companies. In reality, the payments are ultimately distributed to landowners participating in the WRP.

Unfortunately, NRCS has not provided the data to show where these farms and wetlands are located or which farmers or landowners are enrolling in the program, so EWG is unable to allocate these large sums of money to individuals beyond the title companies. Therefore, these companies skew the conservation rankings and payment concentration, which EWG cannot avoid unless and until NRCS makes available the additional farm attribution data. Therefore, we have not included WRP payments in the 2010 data update.

Finally, we have separated data on farm commodity, disaster and conservation payments in order to provide a more accurate picture of top recipients and concentration of payments among the three main categories of USDA programs.



USDA subsidy information for **Members Of Midland Hutterian Bret**

Recipient's ownership share(s)

Recipient:	County	Percentage Share*
<u>Midland Hutterian Brethren Inc</u>	Brown County, South Dakota	100.0 %
	Spink County, South Dakota	100.0 %
	Brown County, South Dakota	100.0 %
	Spink County, South Dakota	100.0 %
	Brown County, South Dakota	100.0 %
	Spink County, South Dakota	100.0 %

* Most recent percentage share information is from 2008. According to USDA percentage shares for ownership may not reflect share of subsidy payments. EWG review shows that share information on file with USDA may not equal 100 percent.

Note: The information on conservation spending for 2010 is incomplete due to missing data from USDA's Natural Resource Conservation Service. Payment data currently are not included for the Environmental Quality Incentives Program, but will be added once NRCS makes it available.

The information provided for the Wetland Reserve Program (WRP) provides an inaccurate picture of how WRP payments are distributed. USDA's Natural Resource Conservation Service uses title companies as intermediaries to finalize wetlands easements under the Wetlands Reserve Program. As a result, the data provided to us shows large sums of money going to these title companies. In reality, the payments are ultimately distributed to landowners participating in the WRP.

Unfortunately, NRCS has not provided the data to show where these farms and wetlands are located or which farmers or landowners are enrolling in the program, so EWG is unable to allocate these large sums of money to individuals beyond the title companies. Therefore, these companies skew the conservation rankings and payment concentration, which EWG cannot avoid unless and until NRCS makes available the additional farm attribution data. Therefore, we have not included WRP payments in the 2010 data update.

Finally, we have separated data on farm commodity, disaster and conservation payments in order to provide a more accurate picture of top recipients and concentration of payments among the three main categories of USDA programs.



USDA subsidy information for **Members Of Midland Hutterian Bret**

Recipient's ownership share(s)

Recipient:	County	Percentage Share*
<u>Midland Hutterian Brethren Inc</u>	Brown County, South Dakota	100.0 %
	Spink County, South Dakota	100.0 %
	Brown County, South Dakota	100.0 %
	Spink County, South Dakota	100.0 %
	Brown County, South Dakota	100.0 %
	Spink County, South Dakota	100.0 %

* Most recent percentage share information is from 2008. According to USDA percentage shares for ownership may not reflect share of subsidy payments. EWG review shows that share information on file with USDA may not equal 100 percent.

Note: The information on conservation spending for 2010 is incomplete due to missing data from USDA's Natural Resource Conservation Service. Payment data currently are not included for the Environmental Quality Incentives Program, but will be added once NRCS makes it available.

The information provided for the Wetland Reserve Program (WRP) provides an inaccurate picture of how WRP payments are distributed. USDA's Natural Resource Conservation Service uses title companies as intermediaries to finalize wetlands easements under the Wetlands Reserve Program. As a result, the data provided to us shows large sums of money going to these title companies. In reality, the payments are ultimately distributed to landowners participating in the WRP.

Unfortunately, NRCS has not provided the data to show where these farms and wetlands are located or which farmers or landowners are enrolling in the program, so EWG is unable to allocate these large sums of money to individuals beyond the title companies. Therefore, these companies skew the conservation rankings and payment concentration, which EWG cannot avoid unless and until NRCS makes available the additional farm attribution data. Therefore, we have not included WRP payments in the 2010 data update.

Finally, we have separated data on farm commodity, disaster and conservation payments in order to provide a more accurate picture of top recipients and concentration of payments among the three main categories of USDA programs.



1-800-MELISSA

[Products](#)[Solutions](#)[Downloads & Trials](#)[Sign In](#)[Cart](#) | [Newsletters](#) | [Search](#)[Support](#)[Resources](#)[Lookups](#)[Contact Us](#)[Free Lookups](#)[Home](#) > [Lookups](#) > **Nonprofit Organization Lookup**[Help](#)**Recession affecting your Business?**
Grow your Sales with Interactive Mobile Marketing[Start now](#)Enter a 5-digit ZIP Code,
organization name or 9-digit Tax ID
[Submit](#)**Use this LookUp to:**

- Find information on over 1.4 million registered nonprofit organizations in the United States
- Get organization name, assets, income, and IRS subsection
- Select organization for contact name and address, type of foundation and organization
- Get deductibility status, classification, Form 990, and more

MIDLAND HUTTERIAN BRETHREN INC

In Care of Name	SAM WALDNER
Address	14625 401ST AVE STRATFORD, SD 57474-7204 MapG MapY MapV
IRS Subsection	501(d) - A religious and apostolic association.
Type of Organization	Corporation
Deductibility	Contributions are NOT deductible
Tax I.D. Number	460487278
Exempt Since	09-2002
Form 990 Requirement	Not required to file 990
Classification	Religion Related, Spiritual Development N.E.C.

Share with others information about this Nonprofit - like the web site, e-mail address, how to donate or any corrections to the data shown.

[Post a Message](#)[Messages](#)[How Can We Improve this Lookup?](#) | [Send to a Friend](#) | [Lookups Forum](#) | [Terms of Use](#)



EWG Farm Subsidy Database

Corporate Subsidy Recipients **1** to **1** of **1** in South Dakota

Business Name: **MILFORD HUTTERIAN**

Rank	Name	Location	Subsidy Total 1995-2010
1	<u>Milford Hutterian Brethren Inc</u>	Huron, SD 57350	\$ 700,971.65

Note: The information on conservation spending for 2010 is incomplete due to missing data from USDA's Natural Resource Conservation Service. Payment data currently are not included for the Environmental Quality Incentives Program, but will be added once NRCS makes it available.

The information provided for the Wetland Reserve Program (WRP) provides an inaccurate picture of how WRP payments are distributed. USDA's Natural Resource Conservation Service uses title companies as intermediaries to finalize wetlands easements under the Wetlands Reserve Program. As a result, the data provided to us shows large sums of money going to these title companies. In reality, the payments are ultimately distributed to landowners participating in the WRP.

Unfortunately, NRCS has not provided the data to show where these farms and wetlands are located or which farmers or landowners are enrolling in the program, so EWG is unable to allocate these large sums of money to individuals beyond the title companies. Therefore, these companies skew the conservation rankings and payment concentration, which EWG cannot avoid unless and until NRCS makes available the additional farm attribution data. Therefore, we have not included WRP payments in the 2010 data update.

Finally, we have separated data on farm commodity, disaster and conservation payments in order to provide a more accurate picture of top recipients and concentration of payments among the three main categories of USDA programs.

USDA subsidy information for **Milford Hutterian Brethren Inc****Addresses on file with USDA for Milford Hutterian Brethren Inc**

USDA county office from which subsidies were paid:	Subsidy Payments 1995-2010	Most recent address on file in USDA county office
Beadle County, South Dakota	\$700,972	Milford Hutterian Brethren Inc Huron, SD 57350
Total	\$700,972	

Note: The information on conservation spending for 2010 is incomplete due to missing data from USDA's Natural Resource Conservation Service. Payment data currently are not included for the Environmental Quality Incentives Program, but will be added once NRCS makes it available.

The information provided for the Wetland Reserve Program (WRP) provides an inaccurate picture of how WRP payments are distributed. USDA's Natural Resource Conservation Service uses title companies as intermediaries to finalize wetlands easements under the Wetlands Reserve Program. As a result, the data provided to us shows large sums of money going to these title companies. In reality, the payments are ultimately distributed to landowners participating in the WRP.

Unfortunately, NRCS has not provided the data to show where these farms and wetlands are located or which farmers or landowners are enrolling in the program, so EWG is unable to allocate these large sums of money to individuals beyond the title companies. Therefore, these companies skew the conservation rankings and payment concentration, which EWG cannot avoid unless and until NRCS makes available the additional farm attribution data. Therefore, we have not included WRP payments in the 2010 data update.

Finally, we have separated data on farm commodity, disaster and conservation payments in order to provide a more accurate picture of top recipients and concentration of payments among the three main categories of USDA programs.



Milford Hutterian Brethren Inc received payments totaling \$700,972 from 1995 through 2010

Year	Conservation Subsidies	Disaster Subsidies	Commodity Subsidies	Total USDA Subsidies 1995-2010
1995	\$0	\$0	\$0	\$0
1996	\$0	\$0	\$0	\$0
1997	\$0	\$0	\$0	\$0
1998	\$0	\$0	\$0	\$0
1999	\$0	\$0	\$0	\$0
2000	\$0	\$0	\$0	\$0
2001	\$0	\$0	\$0	\$0
2002	\$0	\$0	\$0	\$0
2003	\$0	\$0	\$45,350	\$45,350
2004	\$0	\$0	\$117,562	\$117,562
2005	\$0	\$77,477	\$191,868	\$269,345
2006	\$0	\$0	\$67,029	\$67,029
2007	\$0	\$0	\$40,000	\$40,000
2008	\$0	\$41,686	\$40,000	\$81,686
2009	\$0	\$0	\$40,000	\$40,000
2010	\$0	\$0	\$40,000	\$40,000
Total	\$0	\$119,163	\$581,809	\$700,972

Crop Summary for Milford Hutterian Brethren Inc

Crop	Payments 1995-2010
Corn Subsidies**	\$393,104
Soybean Subsidies**	\$96,937
Wheat Subsidies**	\$11,550
Sunflower Subsidies**	\$217

Note: The information on conservation spending for 2010 is incomplete due to missing data from USDA's Natural Resource Conservation Service. Payment data currently are not included for the Environmental Quality Incentives Program, but will be added once NRCS makes it available.

The information provided for the Wetland Reserve Program (WRP) provides an inaccurate picture of how WRP payments are distributed. USDA's Natural Resource Conservation Service uses title companies as intermediaries to finalize wetlands easements under the Wetlands Reserve Program. As a result, the data provided to us shows large sums of money going to these title companies. In reality, the payments are ultimately distributed to landowners participating in the WRP.



USDA subsidy information for **Milford Hutterian Brethren Inc**

Payment Breakdown

Subsidy Program	Total Payments 1995-2010
Total USDA - Subsidies	\$700,972
<i>Subtotal, Farming Subsidies</i>	\$581,809
<i>Subtotal, Disaster Payments</i>	\$119,163

Commodity subsidy breakdown

Subsidy Program	Total Payments 1995-2010
Subtotal, Farming Subsidies	\$581,809
<i>Total Direct Payments</i>	\$314,146
Direct Program Payments - 2008 Farm Bill	\$80,000
Direct Payment - Corn	\$144,046
Direct Payment - Soybeans	\$86,113
Direct Payment - Sunflower	\$217
Direct Payment - Wheat	\$3,770
<i>Total Counter Cyclical Payments</i>	\$86,197
Counter Cyclical Payment - Corn	\$86,197
Counter Cyclical Payment - Soybeans	\$0
Counter Cyclical Payment - Wheat	\$0
<i>Loan Deficiency Payments</i>	\$113,866
Loan Deficiency - Corn	\$95,261
Loan Deficiency - Soybeans	\$10,824
Loan Deficiency - Wheat	\$7,780
<i>Total Commodity Certificates</i>	\$67,600
Commodity Certificates - Corn	\$67,600


Disaster subsidy breakdown

Subsidy Program	Total Payments 1995-2010
Subtotal, Disaster Payments	\$119,163
<i>Misc. Disaster Payments</i>	\$119,163
Crop Disaster - Program	\$119,163



USDA subsidy information for **Milford Hutterian Brethren Inc**

Ownership shares for Milford Hutterian Brethren Inc

Pick year for ownership information 

USDA county office/Ownership:	Percentage Share*
Milford Hutterian Brethren Inc	
ownership information from 2010	
Beadle County, South Dakota	
John Waldner	N/A*
Benneth Waldner	N/A*
Zackie Gross	N/A*
Zachariah Gross	N/A*
Mary Gross	N/A*
Magdalena Waldner	N/A*
Steven Waldner	N/A*
Benjamin Waldner	N/A*
Rosanne D Waldner	N/A*
Jerome M Waldner	N/A*
Susanne Waldner	N/A*

* According to USDA percentage shares for ownership may not reflect share of subsidy payments. EWG review shows that share information on file with USDA may not always equal 100 percent. Most recent percentage share information is from 2008. Future release of this information was barred by law in the 2008 Farm Bill.

Note: The information on conservation spending for 2010 is incomplete due to missing data from USDA's Natural Resource Conservation Service. Payment data currently are not included for the Environmental Quality Incentives Program, but will be added once NRCS makes it available.

The information provided for the Wetland Reserve Program (WRP) provides an inaccurate picture of how WRP payments are distributed. USDA's Natural Resource Conservation Service uses title companies as intermediaries to finalize wetlands easements under the Wetlands Reserve Program. As a result, the data provided to us shows large sums of money going to these title companies. In reality, the payments are ultimately distributed to landowners participating in the WRP.

Unfortunately, NRCS has not provided the data to show where these farms and wetlands are located or which farmers or landowners are enrolling in the program, so EWG is unable to allocate these large sums of money to individuals beyond the title companies. Therefore, these companies skew the conservation rankings and payment concentration, which EWG cannot avoid unless and until NRCS makes available the additional farm attribution data. Therefore, we have not included WRP payments in the 2010 data update.

Finally, we have separated data on farm commodity, disaster and conservation payments in order to provide a more accurate picture of top recipients and concentration of payments among the three main categories of USDA programs.

MELISSA DATA

1-800-MELISSA

[Products](#)[Solutions](#)[Downloads & Trials](#)[Sign In](#)[Cart](#) | [Newsletters](#) | [Search](#)[Support](#)[Resources](#)[Lookups](#)[Contact Us](#)[Free Lookups](#)[Home](#) > [Lookups](#) > **Nonprofit Organization Lookup**[Help](#)**How many emails can we add to your list?**

Take our FREE Email Append Data Analysis

[Start now](#)Enter a 5-digit ZIP Code,
organization name or 9-digit Tax ID[Submit](#)**Use this LookUp to:**

- Find information on over 1.4 million registered nonprofit organizations in the United States
- Get organization name, assets, income, and IRS subsection
- Select organization for contact name and address, type of foundation and organization
- Get deductibility status, classification, Form 990, and more

MILFORD HUTTERIAN BRETHREN INC

In Care of Name	BENNETT S WALDNER
Address	19875 403RD AVE HURON, SD 57350-5700 MapG MapY MapV
IRS Subsection	501(d) - A religious and apostolic association.
Type of Organization	Corporation
Deductibility	Contributions are NOT deductible
Tax I.D. Number	421580007
Exempt Since	10-2004
Form 990 Requirement	Not required to file 990
Classification	Christian

Share with others information about this Nonprofit - like the web site, e-mail address, how to donate or any corrections to the data shown.

[Post a Message](#)[Messages](#)[How Can We Improve this Lookup?](#) | [Send to a Friend](#) | [Lookups Forum](#) | [Terms of Use](#)



EWG Farm Subsidy Database

Corporate Subsidy Recipients 1 to 1 of 1 in South Dakota

Business Name: **MILLERDALE**

Rank	Name	Location	Subsidy Total 1995-2010
1	<u>Millerdale Hutterian Brethren Inc</u>	Miller, SD 57362	\$ 1,525,498.01

Note: The information on conservation spending for 2010 is incomplete due to missing data from USDA's Natural Resource Conservation Service. Payment data currently are not included for the Environmental Quality Incentives Program, but will be added once NRCS makes it available.

The information provided for the Wetland Reserve Program (WRP) provides an inaccurate picture of how WRP payments are distributed. USDA's Natural Resource Conservation Service uses title companies as intermediaries to finalize wetlands easements under the Wetlands Reserve Program. As a result, the data provided to us shows large sums of money going to these title companies. In reality, the payments are ultimately distributed to landowners participating in the WRP.

Unfortunately, NRCS has not provided the data to show where these farms and wetlands are located or which farmers or landowners are enrolling in the program, so EWG is unable to allocate these large sums of money to individuals beyond the title companies. Therefore, these companies skew the conservation rankings and payment concentration, which EWG cannot avoid unless and until NRCS makes available the additional farm attribution data. Therefore, we have not included WRP payments in the 2010 data update.

Finally, we have separated data on farm commodity, disaster and conservation payments in order to provide a more accurate picture of top recipients and concentration of payments among the three main categories of USDA programs.

USDA subsidy information for **Millerdale Hutterian Brethren Inc****Addresses on file with USDA for Millerdale Hutterian Brethren Inc**

USDA county office from which subsidies were paid:	Subsidy Payments 1995-2010	Most recent address on file in USDA county office
Hand County, South Dakota	\$1,496,631	Millerdale Hutterian Brethren Inc Miller, SD 57362
Beadle County, South Dakota	\$4,996	Millerdale Hutterian Brethren Inc Miller, SD 57362
Total	\$1,525,498	

Note: The information on conservation spending for 2010 is incomplete due to missing data from USDA's Natural Resource Conservation Service. Payment data currently are not included for the Environmental Quality Incentives Program, but will be added once NRCS makes it available

The information provided for the Wetland Reserve Program (WRP) provides an inaccurate picture of how WRP payments are distributed. USDA's Natural Resource Conservation Service uses title companies as intermediaries to finalize wetlands easements under the Wetlands Reserve Program. As a result, the data provided to us shows large sums of money going to these title companies. In reality, the payments are ultimately distributed to landowners participating in the WRP.

Unfortunately, NRCS has not provided the data to show where these farms and wetlands are located or which farmers or landowners are enrolling in the program, so EWG is unable to allocate these large sums of money to individuals beyond the title companies. Therefore, these companies skew the conservation rankings and payment concentration, which EWG cannot avoid unless and until NRCS makes available the additional farm attribution data. Therefore, we have not included WRP payments in the 2010 data update.

Finally, we have separated data on farm commodity, disaster and conservation payments in order to provide a more accurate picture of top recipients and concentration of payments among the three main categories of USDA programs.



Millerdale Hutterian Brethren Inc received payments totaling \$1,525,498 from 1995 through 2010

Year	Conservation Subsidies	Disaster Subsidies	Commodity Subsidies	Total USDA Subsidies 1995-2010
1995	\$0	\$0	\$14,761	\$14,761
1996	\$0	\$0	\$27,376	\$27,376
1997	\$0	\$0	\$38,869	\$38,869
1998	\$410	\$0	\$101,139	\$101,549
1999	\$82	\$14,336	\$246,892	\$261,310
2000	\$82	\$0	\$270,062	\$270,144
2001	\$82	\$44,361	\$120,308	\$164,751
2002	\$82	\$322	\$79,268	\$79,672
2003	\$82	\$279	\$72,841	\$73,202
2004	\$82	\$0	\$89,940	\$90,022
2005	\$82	\$72,579	\$59,473	\$132,134
2006	\$82	\$0	\$80,879	\$80,961
2007	\$23,953	\$0	\$32,982	\$56,935
2008	\$82	\$37,993	\$32,288	\$70,363
2009	\$88	\$0	\$32,200	\$32,288
2010	\$89	\$0	\$31,072	\$31,161
Total	\$25,278	\$169,870	\$1,330,350	\$1,525,498

Crop Summary for Millerdale Hutterian Brethren Inc

Crop	Payments 1995-2010
Corn Subsidies**	\$426,503
Wheat Subsidies**	\$276,475
Sunflower Subsidies**	\$231,102
Soybean Subsidies**	\$101,055
Dairy Program Subsidies	\$79,373
Barley Subsidies**	\$79,252
Sorghum Subsidies**	\$67,266
Dry Pea Subsidies	\$5,804
Livestock Subsidies	\$601
Oat Subsidies**	\$215

Counties where payments were made from

County	Subsidy Payments 1995-2010
Hand County, South Dakota	\$1,496,631
Beadle County, South Dakota	\$4,996
Total	\$1,525,498

Note: The information on conservation spending for 2010 is incomplete due to missing data from USDA's Natural Resource Conservation Service. Payment data currently are not included for the Environmental Quality Incentives Program, but will be added once NRCS makes it available.

The information provided for the Wetland Reserve Program (WRP) provides an inaccurate picture of how WRP payments are distributed. USDA's Natural Resource Conservation Service uses title companies as intermediaries to finalize wetlands easements under the Wetlands Reserve Program. As a result, the data provided to us shows large sums of money going to these title companies. In reality, the payments are ultimately distributed to landowners participating in the WRP.

Unfortunately, NRCS has not provided the data to show where these farms and wetlands are located or which farmers or landowners are enrolling in the program, so EWG is unable to allocate these large sums of money to individuals beyond the title companies. Therefore, these companies skew the conservation rankings and payment concentration, which EWG cannot avoid unless and until NRCS makes available the additional farm attribution data. Therefore, we have not included WRP payments in the 2010 data update.

Finally, we have separated data on farm commodity, disaster and conservation payments in order to provide a more accurate picture of top recipients and concentration of payments among the three main categories of USDA programs.

USDA subsidy information for **Millerdale Hutterian Brethren Inc****Payment Breakdown**

Subsidy Program	Total Payments 1995-2010
Total USDA - Subsidies	\$1,525,498
<i>Subtotal, Farming Subsidies</i>	\$1,330,350
<i>Subtotal, Conservation Programs</i>	\$25,278
<i>Subtotal, Disaster Payments</i>	\$169,870

Commodity subsidy breakdown

Subsidy Program	Total Payments 1995-2010
Subtotal, Farming Subsidies	\$1,330,350
<i>Total Direct Payments</i>	\$258,976
Direct Program Payments - 2008 Farm Bill	\$63,272
Direct Payment - Barley	\$3,649
Direct Payment - Corn	\$54,525
Direct Payment - Oats	\$10
Direct Payment - Sorghum	\$773
Direct Payment - Soybeans	\$11,752
Direct Payment - Sunflower	\$41,865
Direct Payment - Wheat	\$83,130
<i>Total Counter Cyclical Payments</i>	\$41,872
Counter Cyclical Payment - Barley	\$1,087
Counter Cyclical Payment - Corn	\$40,590
Counter Cyclical Payment - Oats	\$0
Counter Cyclical Payment - Sorghum	\$195
Counter Cyclical Payment - Soybeans	\$0
Counter Cyclical Payment - Wheat	\$0
<i>Production Flexibility Contracts</i>	\$247,860
Production Flexibility - Barley	\$41,953
Production Flexibility - Corn	\$94,446
Production Flexibility - Oats	\$123
Production Flexibility - Sorghum	\$39,995
Production Flexibility - Wheat	\$71,343
<i>Mkt. Loss Asst. - Commodity Crops</i>	\$136,545

Market Loss Assistance - Barley	\$25,415
Market Loss Assistance - Corn	\$46,408
Market Loss Assistance - Oats	\$71
Market Loss Assistance - Sorghum	\$22,510
Market Loss Assistance - Wheat	\$42,141
<i>Market Loss Assistance - Non-commodity</i>	\$27,572
Market Loss Assistance - Dairy	\$27,572
<i>Oilseed Program</i>	\$25,702
Oilseed Program - Soybean	\$10,348
Oilseed Program - Sunflower	\$15,354
<i>Deficiency Payments</i>	\$11,221
Deficiency - Barley	\$272
Deficiency - Corn	\$7,145
Deficiency - Oats	\$11
Deficiency - Sorghum	\$3,793
<i>Loan Deficiency Payments</i>	\$380,525
Loan Deficiency - Barley	\$6,876
Loan Deficiency - Corn	\$81,466
Loan Deficiency - Soybeans	\$62,440
Loan Deficiency - Sunflower	\$171,563
Loan Def. Refund - Sunflower	\$-207
Loan Deficiency - Wheat	\$52,582
Loan Deficiency - Dry Peas	\$5,804
<i>Total Commodity Certificates</i>	\$49,670
Commodity Certificates - Corn	\$22,392
Commodity Certificates - Wheat	\$27,278
<i>Marketing Loan Gains</i>	\$98,572
Market Gains Farm - Corn	\$79,530
Market Gains Farm - Soybeans	\$16,515
Market Gains Farm - Sunflower	\$2,527
<i>Total Dairy Program</i>	\$51,801
Milk Income Loss Contract Payment	\$35,888
Milk Income Loss Transitional Payment	\$11,680
Milk Marketing Fees	\$4,232
<i>Misc. Farm - Subsidies</i>	\$33
Interest Penalty Payments	\$33

Conservation subsidy breakdown

Subsidy Program	Total Payments 1995-2010
Subtotal, Conservation Programs	\$25,278
<i>Conservation Reserve Program</i>	\$1,407
CRP - Annual Land Rental	\$1,011

CRP - Cost Share	\$396
Env. Quality Incentive Program	\$23,871
EQIP - Regular	\$23,871

Disaster subsidy breakdown


Subsidy Program	Total Payments 1995-2010
Subtotal, Disaster Payments	\$169,870
<i>Misc. Disaster Payments</i>	\$169,269
Crop Disaster - Program	\$143,075
Disaster Reserve - Flood Compensation	\$14,336
<i>Livestock Disaster / Emergency</i>	\$601
Emergency Livestock Feed Assistance	\$279
Cattle Feed Program - Nonfat Milk	\$322
Pasture Flood Compensation Program	\$11,858

Note: The information on conservation spending for 2010 is incomplete due to missing data from USDA's Natural Resource Conservation Service. Payment data currently are not included for the Environmental Quality Incentives Program, but will be added once NRCS makes it available.

The information provided for the Wetland Reserve Program (WRP) provides an inaccurate picture of how WRP payments are distributed. USDA's Natural Resource Conservation Service uses title companies as intermediaries to finalize wetlands easements under the Wetlands Reserve Program. As a result, the data provided to us shows large sums of money going to these title companies. In reality, the payments are ultimately distributed to landowners participating in the WRP.

Unfortunately, NRCS has not provided the data to show where these farms and wetlands are located or which farmers or landowners are enrolling in the program, so EWG is unable to allocate these large sums of money to individuals beyond the title companies. Therefore, these companies skew the conservation rankings and payment concentration, which EWG cannot avoid unless and until NRCS makes available the additional farm attribution data. Therefore, we have not included WRP payments in the 2010 data update.

Finally, we have separated data on farm commodity, disaster and conservation payments in order to provide a more accurate picture of top recipients and concentration of payments among the three main categories of USDA programs.

USDA subsidy information for **Millerdale Hutterian Brethren Inc****Ownership shares for Millerdale Hutterian Brethren Inc**Pick year for ownership information 

USDA county office/Ownership:	Percentage Share*
Millerdale Hutterian Brethren Inc	
ownership information from 2010	
Beadle County, South Dakota	
Julie M Waldner	N/A*
Mike Waldner Sr	N/A*
John D Waldner	N/A*
Jonathan Waldner	N/A*
George Hofer	N/A*
Mike Waldner Jr	N/A*
Martha Waldner	N/A*
Linda Stahl	N/A*
Linda Waldner	N/A*
Joe Stahl	N/A*
Karla Waldner	N/A*
George Waldner	N/A*
Joshua Hofer	N/A*
John J Waldner	N/A*
Anna Wollman	N/A*
Robert Waldner	N/A*
Zack Waldner	N/A*
Samuel Waldner	N/A*
Jeremias Waldner	N/A*
Leonard Waldner	N/A*
Susanna Waldner	N/A*
Sarah Waldner	N/A*
Kathrine Waldner	N/A*
Joel Waldner	N/A*
Dorothy Waldner	N/A*
Cindy Hofer	N/A*

<u>Matthew Waldner</u>	N/A*
<u>Nathan Waldner</u>	N/A*
<u>Leonard Waldner Jr</u>	N/A*
<u>Peggy Waldner</u>	N/A*
<u>Lydia Waldner</u>	N/A*
<u>Amanda Waldner</u>	N/A*
<u>Stanley Waldner</u>	N/A*
<u>Mark Waldner</u>	N/A*
<u>Michael Waldner</u>	N/A*
<u>Jo Anna Waldner</u>	N/A*
<u>Jessica R Waldner</u>	N/A*
<u>Dorothy Waldner</u>	N/A*
<u>Helen Waldner</u>	N/A*
<u>Joe Kleinsasser</u>	N/A*
<u>Emma Waldner</u>	N/A*
<u>Miriam Waldner</u>	N/A*
<u>Cynthia Waldner</u>	N/A*
<u>Lydia Stahl</u>	N/A*
<u>Rebecca D Waldner</u>	N/A*
<u>Mary J Waldner</u>	N/A*
<u>Matilda Waldner</u>	N/A*
<u>Anna Stahl</u>	N/A*
<u>Susanna Waldner</u>	N/A*
<u>Rebecca Waldner</u>	N/A*
<u>Ann Hofer</u>	N/A*
<u>Jennifer Waldner</u>	N/A*
<u>Randy Waldner</u>	N/A*
<u>Mavin Stahl</u>	N/A*
<u>Esther Waldner</u>	N/A*
<u>Jacob Waldner</u>	N/A*
<u>Darrell Waldner</u>	N/A*
<u>Samuel M Waldner</u>	N/A*
<u>Lisa Waldner</u>	N/A*
<u>Maria Sue Waldner</u>	N/A*
<u>Serena Hofer</u>	N/A*
<u>Linda Waldner</u>	N/A*
<u>Rebecca Waldner</u>	N/A*
<u>Annie Waldner</u>	N/A*
<u>Martin Waldner</u>	N/A*
<u>Hanna Waldner</u>	N/A*
<u>Christina Stahl</u>	N/A*
<u>Alma Waldner</u>	N/A*

<u>Margaret Waldner</u>	N/A*
<u>Nathan Waldner</u>	N/A*
<u>Kathy Waldner</u>	N/A*
<u>Benjamin Waldner</u>	N/A*
<u>Anna Waldner</u>	N/A*
<u>Sarah Kleinsasser</u>	N/A*
<u>Rebecca J Waldner</u>	N/A*
<u>Rebecca Waldner</u>	N/A*
<u>Rosanna Waldner</u>	N/A*
<u>Kenneth Waldner</u>	N/A*
<u>Rachel Waldner</u>	N/A*
<u>Stephanie M Waldner</u>	N/A*
<u>Ronnie Waldner</u>	N/A*
<u>Philip Waldner</u>	N/A*
<u>Steven Waldner</u>	N/A*
<u>Rebecca Waldner</u>	N/A*
<u>Brian Waldner</u>	N/A*
<u>Rodney Hofer</u>	N/A*
<u>Karen Stahl</u>	N/A*
<u>Elizabeth Waldner</u>	N/A*
<u>Jordan H Waldner</u>	N/A*

Millerdale Hutterian Brethren Inc
ownership information from 2010
Hand County, South Dakota

<u>Karen Hofer</u>	N/A*
<u>Julie M Waldner</u>	N/A*
<u>Mike Waldner Sr</u>	N/A*
<u>John D Waldner</u>	N/A*
<u>Jonathan Waldner</u>	N/A*
<u>George Hofer</u>	N/A*
<u>Mike Waldner Jr</u>	N/A*
<u>Martha Waldner</u>	N/A*
<u>Linda Stahl</u>	N/A*
<u>Linda Waldner</u>	N/A*
<u>Joe Stahl</u>	N/A*
<u>Karla Waldner</u>	N/A*
<u>George Waldner</u>	N/A*
<u>Joshua Hofer</u>	N/A*
<u>John J Waldner</u>	N/A*
<u>Anna Wollman</u>	N/A*
<u>Robert Waldner</u>	N/A*
<u>Zack Waldner</u>	N/A*

<u>Samuel Waldner</u>	N/A*
<u>Jeremias Waldner</u>	N/A*
<u>Leonard Waldner</u>	N/A*
<u>Susanna Waldner</u>	N/A*
<u>Sarah Waldner</u>	N/A*
<u>Joel Waldner</u>	N/A*
<u>Dorothy Waldner</u>	N/A*
<u>Cindy Hofer</u>	N/A*
<u>Matthew Waldner</u>	N/A*
<u>Nathan Waldner</u>	N/A*
<u>Peggy Waldner</u>	N/A*
<u>Lydia Waldner</u>	N/A*
<u>Amanda Waldner</u>	N/A*
<u>Stanley Waldner</u>	N/A*
<u>Mark Waldner</u>	N/A*
<u>Michael Waldner</u>	N/A*
<u>Jo Anna Waldner</u>	N/A*
<u>Jessica R Waldner</u>	N/A*
<u>Dorothy Waldner</u>	N/A*
<u>Joe Kleinsasser</u>	N/A*
<u>Emma Waldner</u>	N/A*
<u>Miriam Waldner</u>	N/A*
<u>Cynthia Waldner</u>	N/A*
<u>Lydia Stahl</u>	N/A*
<u>Rebecca D Waldner</u>	N/A*
<u>Mary J Waldner</u>	N/A*
<u>Matilda Waldner</u>	N/A*
<u>Anna Stahl</u>	N/A*
<u>Susanna Waldner</u>	N/A*
<u>Rebecca Waldner</u>	N/A*
<u>Ann Hofer</u>	N/A*
<u>Jennifer Waldner</u>	N/A*
<u>Randy Waldner</u>	N/A*
<u>Mavin Stahl</u>	N/A*
<u>Esther Waldner</u>	N/A*
<u>Jacob Waldner</u>	N/A*
<u>Darrell Waldner</u>	N/A*
<u>Samuel M Waldner</u>	N/A*
<u>Lisa Waldner</u>	N/A*
<u>Maria Sue Waldner</u>	N/A*
<u>Serena Hofer</u>	N/A*
<u>Linda Waldner</u>	N/A*

<u>Rebecca Waldner</u>	N/A*
<u>Annie Waldner</u>	N/A*
<u>Martin Waldner</u>	N/A*
<u>Hanna Waldner</u>	N/A*
<u>Christina Stahl</u>	N/A*
<u>Alma Waldner</u>	N/A*
<u>Margaret Waldner</u>	N/A*
<u>Nathan Waldner</u>	N/A*
<u>Kathy Waldner</u>	N/A*
<u>Benjamin Waldner</u>	N/A*
<u>Sarah Kleinsasser</u>	N/A*
<u>Rebecca J Waldner</u>	N/A*
<u>Rebecca Waldner</u>	N/A*
<u>Rosanna Waldner</u>	N/A*
<u>Rachel Waldner</u>	N/A*
<u>Ronnie Waldner</u>	N/A*
<u>Philip Waldner</u>	N/A*
<u>Steven Waldner</u>	N/A*
<u>Brian Waldner</u>	N/A*
<u>Rodney Hofer</u>	N/A*
<u>Elizabeth Waldner</u>	N/A*
<u>Jordan H Waldner</u>	N/A*
USDA exempted entity from release	N/A*
USDA exempted entity from release	N/A*
USDA exempted entity from release	N/A*
USDA exempted entity from release	N/A*
USDA exempted entity from release	N/A*
USDA exempted entity from release	N/A*
USDA exempted entity from release	N/A*

* According to USDA percentage shares for ownership may not reflect share of subsidy payments. EWG review shows that share information on file with USDA may not always equal 100 percent. Most recent percentage share information is from 2008. Future release of this information was barred by law in the 2008 Farm Bill.

Note: The information on conservation spending for 2010 is incomplete due to missing data from USDA's Natural Resource Conservation Service. Payment data currently are not included for the Environmental Quality Incentives Program, but will be added once NRCS makes it available.

The information provided for the Wetland Reserve Program (WRP) provides an inaccurate picture of how WRP payments are distributed. USDA's Natural Resource Conservation Service uses title companies as intermediaries to finalize wetlands easements under the Wetlands Reserve Program. As a result, the data provided to us shows large sums of money going to these title companies. In reality, the payments are ultimately distributed to landowners participating in the WRP.

Unfortunately, NRCS has not provided the data to show where these farms and wetlands are located or which farmers or landowners are enrolling in the program, so EWG is unable to allocate these large sums of money to individuals beyond the title companies. Therefore, these companies skew the conservation rankings and payment concentration, which EWG cannot avoid unless and until NRCS makes available the additional farm attribution data. Therefore, we have not included WRP payments in the 2010 data update.

MELISSA DATA

1-800-MELISSA

[Products](#)[Solutions](#)[Downloads & Trials](#)[Support](#)[Resources](#)[Lookups](#)[Contact Us](#)[Sign In](#) | [Cart](#) | [Newsletters](#) | [Search](#)[Free Lookups](#)[Home](#) > [Lookups](#) > **Nonprofit Organization Lookup**[Help](#)

Scouting leads for your next direct-mail campaign?
Get free counts, super selects, purchase and download in minutes.

[Get Free](#)

Enter a 5-digit ZIP Code,
organization name or 9-digit Tax ID

Use this LookUp to:

- Find information on over 1.4 million registered nonprofit organizations in the United States
- Get organization name, assets, income, and IRS subsection
- Select organization for contact name and address, type of foundation and organization
- Get deductibility status, classification, Form 990, and more

MILLERDALE HUTTERIAN BRETHREN INC**35350 206TH ST**Address **MILLER, SD 57362-6703**[MapG](#) [MapY](#) [MapV](#)IRS Subsection **501(d) - A religious and apostolic association.**Type of Organization **Association**Deductibility **Contributions are NOT deductible**Tax I.D. Number **460377958**Exempt Since **07-1984**Form 990 Requirement **Not required to file 990**Activity #1**Church, synagogue, etc**Activity #2**Other religious activities**

Share with others information about this Nonprofit - like the web site, e-mail address, how to donate or any corrections to the data shown.

[Messages](#)[How Can We Improve this Lookup?](#) | [Send to a Friend](#) | [Lookups Forum](#) | [Terms of Use](#)

MELISSA DATA[Sign In](#) | [Cart](#) | [Newsletters](#) | [Search](#)

1-800-MELISSA

[Products](#)[Solutions](#)[Downloads & Trials](#)[Support](#)[Resources](#)[Lookups](#)[Contact Us](#)[Free Lookups](#)[Home](#) > [Lookups](#) > **Nonprofit Organization Lookup**[Help](#)

Free Data Quality Report

Discover your score today!

[Start Now!](#)Enter a 5-digit ZIP Code,
organization name or 9-digit Tax ID**Use this LookUp to:**

- Find information on over 1.4 million registered nonprofit organizations in the United States
- Get organization name, assets, income, and IRS subsection
- Select organization for contact name and address, type of foundation and organization
- Get deductibility status, classification, Form 990, and more

MILLER DALE HUTTERIAN BRETHREN INC**LOCAL**Address **MILLER, SD 57362-0000**[MapG](#) [MapY](#) [MapV](#)IRS Subsection **501(d) - A religious and apostolic association.**Type of Organization **Partnership**Deductibility **Contributions are NOT deductible**Tax I.D. Number **466015652**Exempt Since **09-1950**Form 990 Requirement **Not required to file 990**Activity #1 **Farming**Activity #2 **Farmers cooperative marketing or purchasing**Activity #3 **Other religious activities**

Share with others information about this Nonprofit - like the web site, e-mail address, how to donate or any corrections to the data shown.

Messages

[How Can We Improve this Lookup?](#) | [Send to a Friend](#) | [Lookups Forum](#) | [Terms of Use](#)



EWG Farm Subsidy Database

Corporate Subsidy Recipients 1 to 1 of 1 in South Dakota

Business Name: **OAK VALLEY**

Rank	Name	Location	Subsidy Total 1995-2010
1	<u>Oak Valley Hutterian Brethren Inc</u>	Frankfort, SD 57440	\$ 1,004,752.71

Note: The information on conservation spending for 2010 is incomplete due to missing data from USDA's Natural Resource Conservation Service. Payment data currently are not included for the Environmental Quality Incentives Program, but will be added once NRCS makes it available.

The information provided for the Wetland Reserve Program (WRP) provides an inaccurate picture of how WRP payments are distributed. USDA's Natural Resource Conservation Service uses title companies as intermediaries to finalize wetlands easements under the Wetlands Reserve Program. As a result, the data provided to us shows large sums of money going to these title companies. In reality, the payments are ultimately distributed to landowners participating in the WRP.

Unfortunately, NRCS has not provided the data to show where these farms and wetlands are located or which farmers or landowners are enrolling in the program, so EWG is unable to allocate these large sums of money to individuals beyond the title companies. Therefore, these companies skew the conservation rankings and payment concentration, which EWG cannot avoid unless and until NRCS makes available the additional farm attribution data. Therefore, we have not included WRP payments in the 2010 data update.

Finally, we have separated data on farm commodity, disaster and conservation payments in order to provide a more accurate picture of top recipients and concentration of payments among the three main categories of USDA programs.

USDA subsidy information for **Oak Valley Hutterian Brethren Inc**

Addresses on file with USDA for Oak Valley Hutterian Brethren Inc

USDA county office from which subsidies were paid:	Subsidy Payments 1995-2010	Most recent address on file in USDA county office
Spink County, South Dakota	\$1,004,753	Oak Valley Hutterian Brethren Inc Frankfort, SD 57440
Total	\$1,004,753	

Note: The information on conservation spending for 2010 is incomplete due to missing data from USDA's Natural Resource Conservation Service. Payment data currently are not included for the Environmental Quality Incentives Program, but will be added once NRCS makes it available.

The information provided for the Wetland Reserve Program (WRP) provides an inaccurate picture of how WRP payments are distributed. USDA's Natural Resource Conservation Service uses title companies as intermediaries to finalize wetlands easements under the Wetlands Reserve Program. As a result, the data provided to us shows large sums of money going to these title companies. In reality, the payments are ultimately distributed to landowners participating in the WRP.

Unfortunately, NRCS has not provided the data to show where these farms and wetlands are located or which farmers or landowners are enrolling in the program, so EWG is unable to allocate these large sums of money to individuals beyond the title companies. Therefore, these companies skew the conservation rankings and payment concentration, which EWG cannot avoid unless and until NRCS makes available the additional farm attribution data. Therefore, we have not included WRP payments in the 2010 data update.

Finally, we have separated data on farm commodity, disaster and conservation payments in order to provide a more accurate picture of top recipients and concentration of payments among the three main categories of USDA programs.

Oak Valley Hutterian Brethren Inc received payments totaling \$1,004,753 from 1995 through 2010

Year	Conservation Subsidies	Disaster Subsidies	Commodity Subsidies	Total USDA Subsidies 1995-2010
1995	\$0	\$0	\$0	\$0
1996	\$0	\$0	\$0	\$0
1997	\$0	\$0	\$0	\$0
1998	\$0	\$0	\$0	\$0
1999	\$0	\$0	\$0	\$0
2000	\$0	\$0	\$92,484	\$92,484
2001	\$0	\$0	\$266,151	\$266,151
2002	\$0	\$0	\$26,294	\$26,294
2003	\$0	\$21,584	\$57,172	\$78,756
2004	\$0	\$0	\$68,920	\$68,920
2005	\$0	\$25,472	\$181,326	\$206,798
2006	\$0	\$0	\$63,212	\$63,212
2007	\$0	\$0	\$40,000	\$40,000
2008	\$0	\$45,678	\$40,000	\$85,678
2009	\$0	\$0	\$30,400	\$30,400
2010	\$0	\$0	\$46,060	\$46,060
Total	\$0	\$92,734	\$912,019	\$1,004,753

Crop Summary for Oak Valley Hutterian Brethren Inc

Crop	Payments 1995-2010
Corn Subsidies**	\$494,313
Soybean Subsidies**	\$276,757
Wheat Subsidies**	\$56,068
Barley Subsidies**	\$5,490
Sorghum Subsidies**	\$2,644
Oat Subsidies**	\$285

Note: The information on conservation spending for 2010 is incomplete due to missing data from USDA's Natural Resource Conservation Service. Payment data currently are not included for the Environmental Quality Incentives Program, but will be added once NRCS makes it available.

The information provided for the Wetland Reserve Program (WRP) provides an inaccurate picture of how WRP payments are distributed. USDA's Natural Resource Conservation Service uses title companies as intermediaries to finalize wetlands easements under the Wetlands Reserve Program. As a result, the data provided to us shows large

USDA subsidy information for **Oak Valley Hutterian Brethren Inc****Payment Breakdown**

Subsidy Program	Total Payments 1995-2010
Total USDA - Subsidies	\$1,004,753
<i>Subtotal, Farming Subsidies</i>	\$912,019
<i>Subtotal, Disaster Payments</i>	\$92,734

Commodity subsidy breakdown

Subsidy Program	Total Payments 1995-2010
Subtotal, Farming Subsidies	\$912,019
<i>Total Direct Payments</i>	\$258,156
Direct Payment - Corn	\$142,258
Direct Payment - Soybeans	\$107,362
Direct Payment - Wheat	\$8,536
<i>Total Counter Cyclical Payments</i>	\$70,740
Counter Cyclical Payment - Corn	\$70,740
Counter Cyclical Payment - Soybeans	\$0
Counter Cyclical Payment - Wheat	\$0
<i>Average Crop Revenue Election Program (ACRE)</i>	\$76,460
ACRE - Direct Payments	\$64,000
ACRE - Revenue Support	\$12,460
<i>Production Flexibility Contracts</i>	\$92,264
Production Flexibility - Barley	\$3,652
Production Flexibility - Corn	\$67,955
Production Flexibility - Oats	\$136
Production Flexibility - Sorghum	\$1,326
Production Flexibility - Wheat	\$19,195
<i>Mkt. Loss Asst. - Commodity Crops</i>	\$75,817
Market Loss Assistance - Barley	\$1,838
Market Loss Assistance - Corn	\$52,697
Market Loss Assistance - Oats	\$149
Market Loss Assistance - Sorghum	\$1,318
Market Loss Assistance - Wheat	\$19,815
<i>Oilseed Program</i>	\$24,800

Oilseed Program - Soybean	\$24,800
<i>Loan Deficiency Payments</i>	\$207,190
Loan Deficiency - Corn	\$102,751
Loan Deficiency - Soybeans	\$102,102
Loan Def. Refund - Soybean	\$-6,185
Loan Deficiency - Wheat	\$8,522
<i>Marketing Loan Gains</i>	\$106,590
Market Gains Farm - Corn	\$57,912
Market Gains Farm - Soybeans	\$48,678
<i>Misc. Farm - Subsidies</i>	\$2
Interest Penalty Payments	\$2

Disaster subsidy breakdown


Subsidy Program	Total Payments 1995-2010
Subtotal, Disaster Payments	\$92,734
<i>Misc. Disaster Payments</i>	\$92,734
Crop Disaster - Program	\$92,734

Note: The information on conservation spending for 2010 is incomplete due to missing data from USDA's Natural Resource Conservation Service. Payment data currently are not included for the Environmental Quality Incentives Program, but will be added once NRCS makes it available.

The information provided for the Wetland Reserve Program (WRP) provides an inaccurate picture of how WRP payments are distributed. USDA's Natural Resource Conservation Service uses title companies as intermediaries to finalize wetlands easements under the Wetlands Reserve Program. As a result, the data provided to us shows large sums of money going to these title companies. In reality, the payments are ultimately distributed to landowners participating in the WRP.

Unfortunately, NRCS has not provided the data to show where these farms and wetlands are located or which farmers or landowners are enrolling in the program, so EWG is unable to allocate these large sums of money to individuals beyond the title companies. Therefore, these companies skew the conservation rankings and payment concentration, which EWG cannot avoid unless and until NRCS makes available the additional farm attribution data. Therefore, we have not included WRP payments in the 2010 data update.

Finally, we have separated data on farm commodity, disaster and conservation payments in order to provide a more accurate picture of top recipients and concentration of payments among the three main categories of USDA programs.

USDA subsidy information for **Oak Valley Hutterian Brethren Inc****Ownership shares for Oak Valley Hutterian Brethren Inc**Pick year for ownership information 

USDA county office/Ownership:	Percentage Share*
Oak Valley Hutterian Brethren Inc ownership information from 2010 Spink County, South Dakota	
Victoria Kleinsasser	N/A*
Geneva M Waldner	N/A*
Kathryn E Waldner	N/A*
Kristina K Kleinsasser	N/A*
Jordan Kleinsasser	N/A*
Heidi P Kleinsasser	N/A*
Colleen Waldner	N/A*
Jennelda J Waldner	N/A*
Damaris J Kleinsasser	N/A*
Johnny Kleinsasser Jr	N/A*
Lena Kleinsasser	N/A*
Kathleen Waldner	N/A*
Justina Kleinsasser	N/A*
Joseph Waldner	N/A*
Michael Kleinsasser	N/A*
Melissa Waldner	N/A*
Valerie Kleinsasser	N/A*
Josiah J Waldner	N/A*
Kara A Waldner	N/A*
Betty J Kleinsasser	N/A*

* According to USDA percentage shares for ownership may not reflect share of subsidy payments. EWG review shows that share information on file with USDA may not always equal 100 percent. Most recent percentage share information is from 2008. Future release of this information was barred by law in the 2008 Farm Bill.

Note: The information on conservation spending for 2010 is incomplete due to missing data from USDA's Natural Resource Conservation Service. Payment data currently are not included for the Environmental Quality Incentives Program, but will be added once NRCS makes it available.

MELISSA DATA

1-800-MELISSA

[Sign In](#) | [Cart](#) | [Newsletters](#) | [Search](#)[Products](#)[Solutions](#)[Downloads & Trials](#)[Support](#)[Resources](#)[Lookups](#)[Contact Us](#)[Free Lookups](#)[Home](#) > [Lookups](#) > **Nonprofit Organization Lookup**[Help](#)

Free Data Quality Report

Discover your score today!

[Start Now!](#)Enter a 5-digit ZIP Code,
organization name or 9-digit Tax ID**Use this LookUp to:**

- Find information on over 1.4 million registered nonprofit organizations in the United States
- Get organization name, assets, income, and IRS subsection
- Select organization for contact name and address, type of foundation and organization
- Get deductibility status, classification, Form 990, and more

OAK VALLEY HUTTERIAN BRETHREN INC

	17868 GLENDALE DR
Address	FRANKFORT, SD 57440-7201
	MapG MapY MapV
IRS Subsection	501(d) - A religious and apostolic association.
Type of Organization	Corporation
Deductibility	Contributions are NOT deductible
Tax I.D. Number	460456219
Exempt Since	06-2000
Form 990 Requirement	Not required to file 990
Classification	Christian

Share with others information about this Nonprofit - like the web site, e-mail address, how to donate or any corrections to the data shown.

Messages

[How Can We Improve this Lookup?](#) | [Send to a Friend](#) | [Lookups Forum](#) | [Terms of Use](#)



EWG Farm Subsidy Database

Corporate Subsidy Recipients 1 to 1 of 1 in South Dakota

Business Name: **PLATTE**

Rank	Name	Location	Subsidy Total 1995-2010
1	<u>Platte Hutterian Brethren Inc</u>	Platte, SD 57369	\$ 1,608,627.71

Note: The information on conservation spending for 2010 is incomplete due to missing data from USDA's Natural Resource Conservation Service. Payment data currently are not included for the Environmental Quality Incentives Program, but will be added once NRCS makes it available.

The information provided for the Wetland Reserve Program (WRP) provides an inaccurate picture of how WRP payments are distributed. USDA's Natural Resource Conservation Service uses title companies as intermediaries to finalize wetlands easements under the Wetlands Reserve Program. As a result, the data provided to us shows large sums of money going to these title companies. In reality, the payments are ultimately distributed to landowners participating in the WRP.

Unfortunately, NRCS has not provided the data to show where these farms and wetlands are located or which farmers or landowners are enrolling in the program, so EWG is unable to allocate these large sums of money to individuals beyond the title companies. Therefore, these companies skew the conservation rankings and payment concentration, which EWG cannot avoid unless and until NRCS makes available the additional farm attribution data. Therefore, we have not included WRP payments in the 2010 data update.

Finally, we have separated data on farm commodity, disaster and conservation payments in order to provide a more accurate picture of top recipients and concentration of payments among the three main categories of USDA programs.



USDA subsidy information for **Platte Hutterian Brethren Inc**

Addresses on file with USDA for Platte Hutterian Brethren Inc

USDA county office from which subsidies were paid:	Subsidy Payments 1995-2010	Most recent address on file in USDA county office
Charles Mix County, South Dakota	\$1,593,235	Platte Hutterian Brethren Inc Platte, SD 57369
Brule County, South Dakota	\$15,393	Platte Hutterian Brethren Inc Platte, SD 57369
Total	\$1,608,628	

Note: The information on conservation spending for 2010 is incomplete due to missing data from USDA's Natural Resource Conservation Service. Payment data currently are not included for the Environmental Quality Incentives Program, but will be added once NRCS makes it available.

The information provided for the Wetland Reserve Program (WRP) provides an inaccurate picture of how WRP payments are distributed. USDA's Natural Resource Conservation Service uses title companies as intermediaries to finalize wetlands easements under the Wetlands Reserve Program. As a result, the data provided to us shows large sums of money going to these title companies. In reality, the payments are ultimately distributed to landowners participating in the WRP.

Unfortunately, NRCS has not provided the data to show where these farms and wetlands are located or which farmers or landowners are enrolling in the program, so EWG is unable to allocate these large sums of money to individuals beyond the title companies. Therefore, these companies skew the conservation rankings and payment concentration, which EWG cannot avoid unless and until NRCS makes available the additional farm attribution data. Therefore, we have not included WRP payments in the 2010 data update.

Finally, we have separated data on farm commodity, disaster and conservation payments in order to provide a more accurate picture of top recipients and concentration of payments among the three main categories of USDA programs.



Platte Hutterian Brethren Inc received payments totaling \$1,608,628 from 1995 through 2010

Year	Conservation Subsidies	Disaster Subsidies	Commodity Subsidies	Total USDA Subsidies 1995-2010
1995	\$0	\$0	\$35,832	\$35,832
1996	\$0	\$0	\$51,806	\$51,806
1997	\$0	\$4,974	\$39,879	\$44,853
1998	\$0	\$0	\$116,488	\$116,488
1999	\$-508	\$0	\$210,490	\$209,982
2000	\$7,841	\$0	\$174,143	\$181,984
2001	\$5,721	\$0	\$239,537	\$245,258
2002	\$664	\$6,923	\$3,172	\$10,759
2003	\$664	\$0	\$43,384	\$44,048
2004	\$664	\$0	\$113,068	\$113,732
2005	\$664	\$26,224	\$150,692	\$177,580
2006	\$1,114	\$0	\$62,569	\$63,683
2007	\$8,249	\$71,319	\$49,969	\$129,537
2008	\$945	\$0	\$40,000	\$40,945
2009	\$4,120	\$0	\$32,060	\$36,180
2010	\$913	\$0	\$105,048	\$105,961
Total	\$31,051	\$109,440	\$1,468,137	\$1,608,628

Crop Summary for Platte Hutterian Brethren Inc

Crop	Payments 1995-2010
Corn Subsidies**	\$795,196
Soybean Subsidies**	\$288,469
Wheat Subsidies**	\$164,037
Livestock Subsidies	\$23,990
Dry Pea Subsidies	\$21,035
Barley Subsidies**	\$20,515
Dairy Program Subsidies	\$18,263
Sorghum Subsidies**	\$5,435
Sunflower Subsidies**	\$4,491
Oat Subsidies**	\$2,960

Honey Subsidies

\$434

Counties where payments were made from

County	Subsidy Payments 1995-2010
Charles Mix County, South Dakota	\$1,593,235
Brule County, South Dakota	\$15,393
Total	\$1,608,628

Note: The information on conservation spending for 2010 is incomplete due to missing data from USDA's Natural Resource Conservation Service. Payment data currently are not included for the Environmental Quality Incentives Program, but will be added once NRCS makes it available.

The information provided for the Wetland Reserve Program (WRP) provides an inaccurate picture of how WRP payments are distributed. USDA's Natural Resource Conservation Service uses title companies as intermediaries to finalize wetlands easements under the Wetlands Reserve Program. As a result, the data provided to us shows large sums of money going to these title companies. In reality, the payments are ultimately distributed to landowners participating in the WRP.

Unfortunately, NRCS has not provided the data to show where these farms and wetlands are located or which farmers or landowners are enrolling in the program, so EWG is unable to allocate these large sums of money to individuals beyond the title companies. Therefore, these companies skew the conservation rankings and payment concentration, which EWG cannot avoid unless and until NRCS makes available the additional farm attribution data. Therefore, we have not included WRP payments in the 2010 data update.

Finally, we have separated data on farm commodity, disaster and conservation payments in order to provide a more accurate picture of top recipients and concentration of payments among the three main categories of USDA programs.



USDA subsidy information for **Platte Hutterian Brethren Inc**

Payment Breakdown

Subsidy Program	Total Payments 1995-2010
Total USDA - Subsidies	\$1,608,628
<i>Subtotal, Farming Subsidies</i>	\$1,468,137
<i>Subtotal, Conservation Programs</i>	\$31,051
<i>Subtotal, Disaster Payments</i>	\$109,440

Commodity subsidy breakdown

Subsidy Program	Total Payments 1995-2010
Subtotal, Farming Subsidies	\$1,468,137
<i>Total Direct Payments</i>	\$239,325
Direct Payment - Corn	\$171,179
Direct Payment - Oats	\$126
Direct Payment - Sorghum	\$1,749
Direct Payment - Soybeans	\$57,616
Direct Payment - Sunflower	\$1,637
Direct Payment - Wheat	\$7,018
<i>Total Counter Cyclical Payments</i>	\$99,541
Counter Cyclical Payment - Corn	\$99,173
Counter Cyclical Payment - Oats	\$0
Counter Cyclical Payment - Sorghum	\$368
Counter Cyclical Payment - Soybeans	\$0
Counter Cyclical Payment - Wheat	\$0
<i>Average Crop Revenue Election Program (ACRE)</i>	\$137,108
ACRE - Direct Payments	\$64,108
ACRE - Revenue Support	\$73,000
<i>Production Flexibility Contracts</i>	\$272,478
Production Flexibility - Barley	\$7,667
Production Flexibility - Corn	\$161,808
Production Flexibility - Oats	\$1,600
Production Flexibility - Sorghum	\$2,337
Production Flexibility - Wheat	\$99,066
<i>Mkt. Loss Asst. - Commodity Crops</i>	\$139,888

Market Loss Assistance - Barley	\$3,219
Market Loss Assistance - Corn	\$82,209
Market Loss Assistance - Oats	\$936
Market Loss Assistance - Sorghum	\$981
Market Loss Assistance - Wheat	\$52,543
<i>Market Loss Assistance - Non-commodity</i>	\$18,263
Market Loss Assistance - Dairy	\$18,263
<i>Oilseed Program</i>	\$29,880
Oilseed Program - Soybean	\$29,880
<i>Deficiency Payments</i>	\$16,368
Deficiency - Barley	\$1,071
Advance Deficiency - Corn	\$12,916
Deficiency - Corn	\$2,083
Deficiency - Oats	\$298
Advance Deficiency - Wheat	\$6,548
Deficiency - Wheat	\$-6,548
<i>Loan Deficiency Payments</i>	\$441,064
Loan Deficiency - Barley	\$8,558
Loan Deficiency - Corn	\$216,568
Loan Deficiency - Honey	\$434
Loan Deficiency - Soybeans	\$186,204
Loan Deficiency - Sunflower	\$2,854
Loan Deficiency - Wheat	\$5,410
Loan Deficiency - Dry Peas	\$21,035
<i>Marketing Loan Gains</i>	\$64,029
Market Gains Farm - Corn	\$49,260
Market Gains Farm - Soybeans	\$14,769
<i>Total Livestock Indemnity Program</i>	\$9,969
Livestock Indemnity Payments	\$9,969
<i>Misc. Farm - Subsidies</i>	\$224
Interest Penalty Payments	\$224

Conservation subsidy breakdown

Subsidy Program	Total Payments 1995-2010
Subtotal, Conservation Programs	\$31,051
<i>Conservation Reserve Program</i>	\$20,518
CRP - Annual Land Rental	\$7,352
CRP - Practice Incentive	\$5,017
CRP - Signing Incentive	\$1,878
CRP - Cost Share	\$6,271
<i>Env. Quality Incentive Program</i>	\$3,200
EQIP - Regular	\$3,200

<i>Agricultural Conservation Program</i>	\$-508
ACP - Regular	\$-508
<i>Emergency Conservation</i>	\$7,841
Emergency Conservation - Drought	\$7,841

Disaster subsidy breakdown

Subsidy Program	Total Payments 1995-2010
Subtotal, Disaster Payments	\$109,440
<i>Misc. Disaster Payments</i>	\$95,419
Crop Disaster - Program	\$95,419
<i>Livestock Disaster / Emergency</i>	\$11,897
Livestock Relief	\$4,974
Livestock Compensation Program	\$2,124
Cattle Feed Program - Nonfat Milk	\$6,923

Note: The information on conservation spending for 2010 is incomplete due to missing data from USDA's Natural Resource Conservation Service. Payment data currently are not included for the Environmental Quality Incentives Program, but will be added once NRCS makes it available.

The information provided for the Wetland Reserve Program (WRP) provides an inaccurate picture of how WRP payments are distributed. USDA's Natural Resource Conservation Service uses title companies as intermediaries to finalize wetlands easements under the Wetlands Reserve Program. As a result, the data provided to us shows large sums of money going to these title companies. In reality, the payments are ultimately distributed to landowners participating in the WRP.

Unfortunately, NRCS has not provided the data to show where these farms and wetlands are located or which farmers or landowners are enrolling in the program, so EWG is unable to allocate these large sums of money to individuals beyond the title companies. Therefore, these companies skew the conservation rankings and payment concentration, which EWG cannot avoid unless and until NRCS makes available the additional farm attribution data. Therefore, we have not included WRP payments in the 2010 data update.

Finally, we have separated data on farm commodity, disaster and conservation payments in order to provide a more accurate picture of top recipients and concentration of payments among the three main categories of USDA programs.

USDA subsidy information for **Platte Hutterian Brethren Inc****Ownership shares for Platte Hutterian Brethren Inc**

Pick year for ownership information

USDA county office/Ownership:	Percentage Share*
Platte Hutterian Brethren Inc ownership information from 2010 Charles Mix County, South Dakota	
Annie C Waldner	N/A*
Mary Ann Ann Stahl	N/A*
Mary Stahl	N/A*
Juanita Waldner	N/A*
Jeremy H Waldner	N/A*
Joyce Waldner	N/A*
Katrina Waldner	N/A*
Dale David Stahl	N/A*
Karia Kay Stahl	N/A*
Lisa A Stahl	N/A*
Ernie E Stahl	N/A*
Karen A Stahl	N/A*
Donny D Waldner	N/A*
Joseph J Stahl	N/A*
Peter S Wipf	N/A*
Herman Waldner	N/A*
Michael D Waldner	N/A*
Dale Stahl	N/A*
Jessy Waldner	N/A*
Danny Waldner	N/A*
Rudolph J Waldner	N/A*
Freda A Stahl	N/A*
William J Waldner	N/A*
Sarah P Wipf	N/A*
Miriam A Stahl	N/A*
Leona P Wipf	N/A*

<u>Becky P Wipf</u>	N/A*
<u>Donnie J Waldner</u>	N/A*
<u>Isaac J Waldner</u>	N/A*
<u>Jerry Stahl</u>	N/A*
<u>Geneva Waldner</u>	N/A*
<u>Donna M Waldner</u>	N/A*
<u>Valentine J Stahl</u>	N/A*
<u>Josephine J Waldner</u>	N/A*
<u>Ruth J Waldner</u>	N/A*
<u>Elizabeth J Waldner</u>	N/A*
<u>Lillian J Waldner</u>	N/A*
<u>Rachael A Stahl</u>	N/A*
<u>Rueben A Stahl</u>	N/A*
<u>Annie A Stahl</u>	N/A*
<u>Rachael J Waldner</u>	N/A*
<u>Kathryn J Waldner</u>	N/A*
<u>Richard A Stahl</u>	N/A*
<u>Leora J Stahl</u>	N/A*
<u>Daniel A Stahl</u>	N/A*
<u>Daniel Waldner</u>	N/A*
<u>Albert J Stahl</u>	N/A*
<u>Katie Stahl</u>	N/A*
<u>Michael M Waldner</u>	N/A*
<u>Albert A Stahl</u>	N/A*
<u>Joey Joe Waldner</u>	N/A*
<u>Susan Waldner</u>	N/A*
<u>Mathaus J Waldner</u>	N/A*
<u>Rodney D Waldner</u>	N/A*
<u>Jason D Waldner</u>	N/A*
<u>Titus J Waldner</u>	N/A*
<u>Laurie Rose Stahl</u>	N/A*
<u>Roxanne Waldner</u>	N/A*
<u>Timothy Stahl</u>	N/A*
<u>Mike J Waldner</u>	N/A*
<u>Joseph J Waldner</u>	N/A*
<u>Marlene Stahl</u>	N/A*
<u>Joseph J Waldner Jr</u>	N/A*
<u>John Stahl</u>	N/A*
<u>Amanda H Waldner</u>	N/A*
<u>Jolene J Waldner</u>	N/A*
<u>Edna Waldner</u>	N/A*
<u>Justine Waldner</u>	N/A*

<u>Sarah Wipf</u>	N/A*
<u>Katie Waldner</u>	N/A*
<u>Steven A Stahl</u>	N/A*
<u>Mary Waldner</u>	N/A*
<u>Andrea D Waldner</u>	N/A*
<u>Diane Stahl</u>	N/A*
<u>Mary Waldner</u>	N/A*
<u>Joleah Stahl</u>	N/A*
<u>Brandon Waldner</u>	N/A*
<u>Cameron Waldner</u>	N/A*
<u>Silas Stahl</u>	N/A*
<u>Jeffrey Stahl</u>	N/A*
<u>Jenessa Waldner</u>	N/A*
<u>Joseph R Waldner</u>	N/A*
<u>Josiah Stahl</u>	N/A*
<u>Laura Stahl</u>	N/A*
<u>Danielle Waldner</u>	N/A*
<u>Willie Waldner</u>	N/A*
<u>Esther Waldner</u>	N/A*
<u>Damaris Waldner</u>	N/A*
<u>Isaiah Stahl</u>	N/A*
<u>Daniel Waldner</u>	N/A*
<u>Joe Michael Waldner</u>	N/A*
<u>Tanner Waldner</u>	N/A*
<u>Melissa Waldner</u>	N/A*
<u>Linda Waldner</u>	N/A*
<u>Thomas Waldner</u>	N/A*
<u>Hannah Waldner</u>	N/A*
<u>Russell Waldner</u>	N/A*
<u>Jadon Waldner</u>	N/A*
<u>Logan Waldner</u>	N/A*
<u>Rebecca Waldner</u>	N/A*
<u>Kaydren Waldner</u>	N/A*
<u>Justin Waldner</u>	N/A*
<u>Scotty Waldner</u>	N/A*
<u>Samuel Waldner</u>	N/A*
<u>Dorothy Waldner</u>	N/A*
<u>Travis Waldner</u>	N/A*
<u>Ryan Stahl</u>	N/A*
<u>Samuel Waldner</u>	N/A*
<u>Luke Waldner</u>	N/A*
<u>James Waldner</u>	N/A*

<u>Heidi Waldner</u>	N/A*
<u>Nolan Waldner</u>	N/A*
<u>Mikayla Waldner</u>	N/A*
<u>Debra Hardie Waldner</u>	N/A*

* According to USDA percentage shares for ownership may not reflect share of subsidy payments. EWG review shows that share information on file with USDA may not always equal 100 percent. Most recent percentage share information is from 2008. Future release of this information was barred by law in the 2008 Farm Bill.

Note: The information on conservation spending for 2010 is incomplete due to missing data from USDA's Natural Resource Conservation Service. Payment data currently are not included for the Environmental Quality Incentives Program, but will be added once NRCS makes it available.

The information provided for the Wetland Reserve Program (WRP) provides an inaccurate picture of how WRP payments are distributed. USDA's Natural Resource Conservation Service uses title companies as intermediaries to finalize wetlands easements under the Wetlands Reserve Program. As a result, the data provided to us shows large sums of money going to these title companies. In reality, the payments are ultimately distributed to landowners participating in the WRP.

Unfortunately, NRCS has not provided the data to show where these farms and wetlands are located or which farmers or landowners are enrolling in the program, so EWG is unable to allocate these large sums of money to individuals beyond the title companies. Therefore, these companies skew the conservation rankings and payment concentration, which EWG cannot avoid unless and until NRCS makes available the additional farm attribution data. Therefore, we have not included WRP payments in the 2010 data update.

Finally, we have separated data on farm commodity, disaster and conservation payments in order to provide a more accurate picture of top recipients and concentration of payments among the three main categories of USDA programs.

MELISSA DATA

1-800-MELISSA

[Products](#)[Solutions](#)[Downloads & Trials](#)[Sign In](#)[Cart](#)[Newsletters](#)[Search](#)[Support](#)[Resources](#)[Lookups](#)[Contact Us](#)[Free Lookups](#)[Home](#) > [Lookups](#) > **Nonprofit Organization Lookup**[Help](#)**New Movers Lists** ... Clean, Accurate, and up-to-date informationEnter a 5-digit ZIP Code,
organization name or 9-digit Tax ID
Use this LookUp to:

- Find information on over 1.4 million registered nonprofit organizations in the United States
- Get organization name, assets, income, and IRS subsection
- Select organization for contact name and address, type of foundation and organization
- Get deductibility status, classification, Form 990, and more

PLATTE HUTTERIAN BRETHREN INC**35271 270TH ST**Address **PLATTE, SD 57369-6007**[MapG](#) [MapY](#) [MapV](#)IRS Subsection **501(d) - A religious and apostolic association.**Type of Organization **Corporation**Deductibility **Contributions are NOT deductible**Tax I.D. Number **466012482**Exempt Since **12-1994**Form 990 Requirement **Not required to file 990**Activity **#1Religious order**

Share with others information about this Nonprofit - like the web site, e-mail address, how to donate or any corrections to the data shown.

Messages

[How Can We Improve this Lookup?](#) | [Send to a Friend](#) | [Lookups Forum](#) | [Terms of Use](#)



EWG Farm Subsidy Database

Corporate Subsidy Recipients 1 to 1 of 1 in South Dakota

Business Name: **POINSETT**

Rank	Name	Location	Subsidy Total 1995-2010
1	<u>Poinsett Hutterian Brethren Inc</u>	Estelline, SD 57234	\$ 1,716,126.28

Note: The information on conservation spending for 2010 is incomplete due to missing data from USDA's Natural Resource Conservation Service. Payment data currently are not included for the Environmental Quality Incentives Program, but will be added once NRCS makes it available.

The information provided for the Wetland Reserve Program (WRP) provides an inaccurate picture of how WRP payments are distributed. USDA's Natural Resource Conservation Service uses title companies as intermediaries to finalize wetlands easements under the Wetlands Reserve Program. As a result, the data provided to us shows large sums of money going to these title companies. In reality, the payments are ultimately distributed to landowners participating in the WRP.

Unfortunately, NRCS has not provided the data to show where these farms and wetlands are located or which farmers or landowners are enrolling in the program, so EWG is unable to allocate these large sums of money to individuals beyond the title companies. Therefore, these companies skew the conservation rankings and payment concentration, which EWG cannot avoid unless and until NRCS makes available the additional farm attribution data. Therefore, we have not included WRP payments in the 2010 data update.

Finally, we have separated data on farm commodity, disaster and conservation payments in order to provide a more accurate picture of top recipients and concentration of payments among the three main categories of USDA programs.



USDA subsidy information for **Poinsett Hutterian Brethren Inc**

Addresses on file with USDA for Poinsett Hutterian Brethren Inc

USDA county office from which subsidies were paid:	Subsidy Payments 1995-2010	Most recent address on file in USDA county office
Brookings County, South Dakota	\$15,079	Poinsett Hutterian Brethren Inc Estelline, SD 57234
Hamlin County, South Dakota	\$1,499,866	Poinsett Hutterian Brethren Inc Estelline, SD 57234
Deuel County, South Dakota	\$201,181	Poinsett Hutterian Brethren Inc Estelline, SD 57234
Total	\$1,716,126	

Note: The information on conservation spending for 2010 is incomplete due to missing data from USDA's Natural Resource Conservation Service. Payment data currently are not included for the Environmental Quality Incentives Program, but will be added once NRCS makes it available.

The information provided for the Wetland Reserve Program (WRP) provides an inaccurate picture of how WRP payments are distributed. USDA's Natural Resource Conservation Service uses title companies as intermediaries to finalize wetlands easements under the Wetlands Reserve Program. As a result, the data provided to us shows large sums of money going to these title companies. In reality, the payments are ultimately distributed to landowners participating in the WRP.

Unfortunately, NRCS has not provided the data to show where these farms and wetlands are located or which farmers or landowners are enrolling in the program, so EWG is unable to allocate these large sums of money to individuals beyond the title companies. Therefore, these companies skew the conservation rankings and payment concentration, which EWG cannot avoid unless and until NRCS makes available the additional farm attribution data. Therefore, we have not included WRP payments in the 2010 data update.

Finally, we have separated data on farm commodity, disaster and conservation payments in order to provide a more accurate picture of top recipients and concentration of payments among the three main categories of USDA programs.

Poinsett Hutterian Brethren Inc received payments totaling \$1,716,126 from 1995 through 2010

Year	Conservation Subsidies	Disaster Subsidies	Commodity Subsidies	Total USDA Subsidies 1995-2010
1995	\$0	\$0	\$42,981	\$42,981
1996	\$248	\$0	\$43,168	\$43,416
1997	\$0	\$0	\$34,048	\$34,048
1998	\$0	\$0	\$134,887	\$134,887
1999	\$0	\$0	\$154,836	\$154,836
2000	\$0	\$0	\$215,812	\$215,812
2001	\$0	\$0	\$221,294	\$221,294
2002	\$0	\$0	\$40,993	\$40,993
2003	\$0	\$0	\$56,733	\$56,733
2004	\$0	\$0	\$206,262	\$206,262
2005	\$0	\$41,936	\$281,047	\$322,983
2006	\$0	\$0	\$63,413	\$63,413
2007	\$0	\$0	\$40,000	\$40,000
2008	\$0	\$18,396	\$40,000	\$58,396
2009	\$0	\$0	\$40,000	\$40,000
2010	\$0	\$0	\$40,072	\$40,072
Total	\$248	\$60,332	\$1,655,546	\$1,716,126

Crop Summary for Poinsett Hutterian Brethren Inc

Crop	Payments 1995-2010
Corn Subsidies**	\$1,138,613
Soybean Subsidies**	\$322,899
Wheat Subsidies**	\$95,788
Barley Subsidies**	\$17,059
Oat Subsidies**	\$1,114

Counties where payments were made from

County	Subsidy Payments 1995-2010
Brookings County, South Dakota	\$15,079
Hamlin County, South Dakota	\$1,499,866
Deuel County, South Dakota	\$201,181

Total**\$1,716,126**

Note: The information on conservation spending for 2010 is incomplete due to missing data from USDA's Natural Resource Conservation Service. Payment data currently are not included for the Environmental Quality Incentives Program, but will be added once NRCS makes it available.

The information provided for the Wetland Reserve Program (WRP) provides an inaccurate picture of how WRP payments are distributed. USDA's Natural Resource Conservation Service uses title companies as intermediaries to finalize wetlands easements under the Wetlands Reserve Program. As a result, the data provided to us shows large sums of money going to these title companies. In reality, the payments are ultimately distributed to landowners participating in the WRP.

Unfortunately, NRCS has not provided the data to show where these farms and wetlands are located or which farmers or landowners are enrolling in the program, so EWG is unable to allocate these large sums of money to individuals beyond the title companies. Therefore, these companies skew the conservation rankings and payment concentration, which EWG cannot avoid unless and until NRCS makes available the additional farm attribution data. Therefore, we have not included WRP payments in the 2010 data update.

Finally, we have separated data on farm commodity, disaster and conservation payments in order to provide a more accurate picture of top recipients and concentration of payments among the three main categories of USDA programs.

USDA subsidy information for **Poinsett Hutterian Brethren Inc****Payment Breakdown**

Subsidy Program	Total Payments 1995-2010
Total USDA - Subsidies	\$1,716,126
<i>Subtotal, Farming Subsidies</i>	\$1,655,546
<i>Subtotal, Conservation Programs</i>	\$248
<i>Subtotal, Disaster Payments</i>	\$60,332

Commodity subsidy breakdown

Subsidy Program	Total Payments 1995-2010
Subtotal, Farming Subsidies	\$1,655,546
<i>Total Direct Payments</i>	\$327,106
Direct Program Payments - 2008 Farm Bill	\$80,072
Direct Payment - Barley	\$6,337
Direct Payment - Corn	\$159,374
Direct Payment - Oats	\$386
Direct Payment - Soybeans	\$66,584
Direct Payment - Wheat	\$14,353
<i>Total Counter Cyclical Payments</i>	\$130,000
Counter Cyclical Payment - Barley	\$2,422
Counter Cyclical Payment - Corn	\$127,578
Counter Cyclical Payment - Oats	\$0
Counter Cyclical Payment - Soybeans	\$0
Counter Cyclical Payment - Wheat	\$0
<i>Production Flexibility Contracts</i>	\$290,244
Production Flexibility - Barley	\$3,508
Production Flexibility - Corn	\$241,792
Production Flexibility - Oats	\$370
Production Flexibility - Wheat	\$44,574
<i>Mkt. Loss Asst. - Commodity Crops</i>	\$139,888
Market Loss Assistance - Barley	\$4,792
Market Loss Assistance - Corn	\$104,879
Market Loss Assistance - Oats	\$358
Market Loss Assistance - Wheat	\$29,859

<i>Oilseed Program</i>	\$33,805
Oilseed Program - Soybean	\$33,805
<i>Deficiency Payments</i>	\$22,919
Advance Deficiency - Corn	\$20,062
Deficiency - Corn	\$2,197
Advance Deficiency - Wheat	\$660
<i>Loan Deficiency Payments</i>	\$449,756
Loan Deficiency - Corn	\$241,388
Loan Deficiency - Soybeans	\$202,025
Loan Deficiency - Wheat	\$6,342
<i>Total Commodity Certificates</i>	\$151,654
Commodity Certificates - Corn	\$151,654
<i>Marketing Loan Gains</i>	\$110,174
Market Gains Farm - Corn	\$89,689
Market Gains Farm - Soybeans	\$20,485

Conservation subsidy breakdown

Subsidy Program	Total Payments 1995-2010
Subtotal, Conservation Programs	\$248
<i>Conservation Reserve Program</i>	\$248
CRP - Annual Land Rental	\$248

Disaster subsidy breakdown

Subsidy Program	Total Payments 1995-2010
Subtotal, Disaster Payments	\$60,332
<i>Misc. Disaster Payments</i>	\$60,332
Crop Disaster - Program	\$60,332

Note: The information on conservation spending for 2010 is incomplete due to missing data from USDA's Natural Resource Conservation Service. Payment data currently are not included for the Environmental Quality Incentives Program, but will be added once NRCS makes it available.

The information provided for the Wetland Reserve Program (WRP) provides an inaccurate picture of how WRP payments are distributed. USDA's Natural Resource Conservation Service uses title companies as intermediaries to finalize wetlands easements under the Wetlands Reserve Program. As a result, the data provided to us shows large sums of money going to these title companies. In reality, the payments are ultimately distributed to landowners participating in the WRP.

Unfortunately, NRCS has not provided the data to show where these farms and wetlands are located or which farmers or landowners are enrolling in the program, so EWG is unable to allocate these large sums of money to individuals beyond the title companies. Therefore, these companies skew the conservation rankings and payment concentration, which EWG cannot avoid unless and until NRCS makes available the additional farm attribution data. Therefore, we have not included WRP payments in the 2010 data update.

Finally, we have separated data on farm commodity, disaster and conservation payments in order to provide a more accurate picture of top recipients and concentration of payments among the three main categories of USDA programs.

USDA subsidy information for **Poinsett Hutterian Brethren Inc****Ownership shares for Poinsett Hutterian Brethren Inc**

Pick year for ownership information

USDA county office/Ownership:

Percentage
Share*

Poinsett Hutterian Brethren Inc
ownership information from 2010
Hamlin County, South Dakota

Rita L Tschetter	N/A*
Tara Wollman	N/A*
Herbert Wollman	N/A*
Barbara L Tschetter	N/A*
Leah C Tschetter	N/A*
Danny M Wollman	N/A*
Lillian L Wipf	N/A*
Helen Wollman	N/A*
Eva Tschetter	N/A*
Rebecca L Tschetter	N/A*
Sarah P Gross	N/A*
Darius Tschetter	N/A*
Peter S Gross	N/A*
Thomas L Tschetter	N/A*
Carl L Tschetter	N/A*
Rodney L Tschetter	N/A*
Justin C Tschetter	N/A*
Monica Wollman	N/A*
Caleb Wollman	N/A*
Sarah Wollman	N/A*
Margaret D Wollman	N/A*
Victoria D Wollman	N/A*
Candice D Wollman	N/A*
Daniel D Wollman	N/A*
Jaden Wollman	N/A*
Jakobi D Wollman	N/A*

<u>Karris Wollman</u>	N/A*
<u>Jenna Wollman</u>	N/A*
<u>Levi Tschetter</u>	N/A*
<u>Marlis Wollman</u>	N/A*
<u>Adrian Tschetter</u>	N/A*
<u>Eligha Wollman</u>	N/A*
<u>Tessa K Wollman</u>	N/A*
<u>Damarah J Wollman</u>	N/A*

* According to USDA percentage shares for ownership may not reflect share of subsidy payments. EWG review shows that share information on file with USDA may not always equal 100 percent. Most recent percentage share information is from 2008. Future release of this information was barred by law in the 2008 Farm Bill.

Note: The information on conservation spending for 2010 is incomplete due to missing data from USDA's Natural Resource Conservation Service. Payment data currently are not included for the Environmental Quality Incentives Program, but will be added once NRCS makes it available.


The information provided for the Wetland Reserve Program (WRP) provides an inaccurate picture of how WRP payments are distributed. USDA's Natural Resource Conservation Service uses title companies as intermediaries to finalize wetlands easements under the Wetlands Reserve Program. As a result, the data provided to us shows large sums of money going to these title companies. In reality, the payments are ultimately distributed to landowners participating in the WRP.

Unfortunately, NRCS has not provided the data to show where these farms and wetlands are located or which farmers or landowners are enrolling in the program, so EWG is unable to allocate these large sums of money to individuals beyond the title companies. Therefore, these companies skew the conservation rankings and payment concentration, which EWG cannot avoid unless and until NRCS makes available the additional farm attribution data. Therefore, we have not included WRP payments in the 2010 data update.

Finally, we have separated data on farm commodity, disaster and conservation payments in order to provide a more accurate picture of top recipients and concentration of payments among the three main categories of USDA programs.

MELISSA DATA

1-800-MELISSA

[Products](#)[Solutions](#)[Downloads & Trials](#)[Support](#)[Resources](#)[Lookups](#)[Contact Us](#)[Sign In](#)[Cart](#)[Newsletters](#)[Search](#)[Free Lookups](#)[Home](#) > [Lookups](#) > Nonprofit Organization Lookup[Help](#)**International Address Verification** Validate, Cleanse & Ensure Deliverability[Get Free Quote](#)

Enter a 5-digit ZIP Code,
organization name or 9-digit Tax ID

[Submit](#)**Use this LookUp to:**

- Find information on over 1.4 million registered nonprofit organizations in the United States
- Get organization name, assets, income, and IRS subsection
- Select organization for contact name and address, type of foundation and organization
- Get deductibility status, classification, Form 990, and more

POINSETT HUTTERIAN BRETHREN INC**46527 189TH ST****Address** ESTELLINE, SD **57234-5707**[MapG](#) [MapY](#) [MapV](#)**IRS Subsection** 501(d) - A religious and apostolic association.**Type of Organization** Unknown**Deductibility** Unknown**Tax I.D. Number** 460360083**Exempt Since** 01-1982**Form 990 Requirement** Not required to file 990

Share with others information about this Nonprofit - like the web site, e-mail address, how to donate or any corrections to the data shown.

[Post a Message](#)

Messages

[How Can We Improve this Lookup?](#) | [Send to a Friend](#) | [Lookups Forum](#) | [Terms of Use](#)

MELISSA DATA

1-800-MELISSA

[Products](#)[Solutions](#)[Downloads & Trials](#)[Sign In](#)[Cart](#)[Newsletters](#)[Search](#)[Support](#)[Resources](#)[Lookups](#)[Contact Us](#)[Free Lookups](#)[Home](#) > [Lookups](#) > Nonprofit Organization Lookup[Help](#)

Phone Verification & Appending U.S. & Canadian Phone Numbers

[Request Information](#)

Enter a 5-digit ZIP Code,
organization name or 9-digit Tax ID

Use this LookUp to:

- Find information on over 1.4 million registered nonprofit organizations in the United States
- Get organization name, assets, income, and IRS subsection
- Select organization for contact name and address, type of foundation and organization
- Get deductibility status, classification, Form 990, and more

POINSETT HUTTERIAN BRETHREN ASSOCIATION

LOCAL

Address ESTELLINE, SD 57234-0000
[MapG](#) [MapY](#) [MapV](#)

IRS Subsection 501(d) - A religious and apostolic association.

Type of Organization Association

Deductibility Contributions are NOT deductible

Tax I.D. Number 466019981

Exempt Since 03-1968

Form 990 Requirement Not required to file 990

Activity #10Other religious activities

Share with others information about this Nonprofit - like the web site, e-mail address, how to donate or any corrections to the data shown.

[Post a Message](#)

Messages

[How Can We Improve this Lookup?](#) | [Send to a Friend](#) | [Lookups Forum](#) | [Terms of Use](#)



EWG Farm Subsidy Database

Corporate Subsidy Recipients 1 to 1 of 1 in South Dakota

Business Name: **RIVERSIDE HUTTERIAN**

Rank	Name	Location	Subsidy Total 1995-2010
1	<u>Riverside Hutterian Brethren Inc</u>	Huron, SD 57350	\$ 1,631,444.06

Note: The information on conservation spending for 2010 is incomplete due to missing data from USDA's Natural Resource Conservation Service. Payment data currently are not included for the Environmental Quality Incentives Program, but will be added once NRCS makes it available.

The information provided for the Wetland Reserve Program (WRP) provides an inaccurate picture of how WRP payments are distributed. USDA's Natural Resource Conservation Service uses title companies as intermediaries to finalize wetlands easements under the Wetlands Reserve Program. As a result, the data provided to us shows large sums of money going to these title companies. In reality, the payments are ultimately distributed to landowners participating in the WRP.

Unfortunately, NRCS has not provided the data to show where these farms and wetlands are located or which farmers or landowners are enrolling in the program, so EWG is unable to allocate these large sums of money to individuals beyond the title companies. Therefore, these companies skew the conservation rankings and payment concentration, which EWG cannot avoid unless and until NRCS makes available the additional farm attribution data. Therefore, we have not included WRP payments in the 2010 data update.

Finally, we have separated data on farm commodity, disaster and conservation payments in order to provide a more accurate picture of top recipients and concentration of payments among the three main categories of USDA programs.

USDA subsidy information for **Riverside Hutterian Brethren Inc****Addresses on file with USDA for Riverside Hutterian Brethren Inc**

USDA county office from which subsidies were paid:	Subsidy Payments 1995-2010	Most recent address on file in USDA county office
Beadle County, South Dakota	\$1,631,444	Riverside Hutterian Brethren Inc Huron, SD 57350
Total	\$1,631,444	

Note: The information on conservation spending for 2010 is incomplete due to missing data from USDA's Natural Resource Conservation Service. Payment data currently are not included for the Environmental Quality Incentives Program, but will be added once NRCS makes it available.

The information provided for the Wetland Reserve Program (WRP) provides an inaccurate picture of how WRP payments are distributed. USDA's Natural Resource Conservation Service uses title companies as intermediaries to finalize wetlands easements under the Wetlands Reserve Program. As a result, the data provided to us shows large sums of money going to these title companies. In reality, the payments are ultimately distributed to landowners participating in the WRP.

Unfortunately, NRCS has not provided the data to show where these farms and wetlands are located or which farmers or landowners are enrolling in the program, so EWG is unable to allocate these large sums of money to individuals beyond the title companies. Therefore, these companies skew the conservation rankings and payment concentration, which EWG cannot avoid unless and until NRCS makes available the additional farm attribution data. Therefore, we have not included WRP payments in the 2010 data update.

Finally, we have separated data on farm commodity, disaster and conservation payments in order to provide a more accurate picture of top recipients and concentration of payments among the three main categories of USDA programs.



Riverside Hutterian Brethren Inc received payments totaling \$1,631,444 from 1995 through 2010

Year	Conservation Subsidies	Disaster Subsidies	Commodity Subsidies	Total USDA Subsidies 1995-2010
1995	\$5,702	\$0	\$36,447	\$42,149
1996	\$5,702	\$0	\$43,972	\$49,674
1997	\$5,702	\$0	\$35,628	\$41,330
1998	\$5,702	\$0	\$110,574	\$116,276
1999	\$3,744	\$0	\$249,296	\$253,040
2000	\$3,744	\$0	\$210,024	\$213,768
2001	\$3,744	\$0	\$185,941	\$189,685
2002	\$3,744	\$0	\$43,210	\$46,954
2003	\$3,744	\$0	\$52,319	\$56,063
2004	\$3,744	\$0	\$71,856	\$75,600
2005	\$3,744	\$25,223	\$199,119	\$228,086
2006	\$3,744	\$0	\$69,482	\$73,226
2007	\$3,744	\$13,259	\$36,429	\$53,432
2008	\$3,744	\$0	\$59,360	\$63,104
2009	\$673	\$0	\$40,000	\$40,673
2010	\$8,640	\$0	\$79,743	\$88,383
Total	\$69,561	\$38,482	\$1,523,401	\$1,631,444

Crop Summary for Riverside Hutterian Brethren Inc

Crop	Payments 1995-2010
Corn Subsidies**	\$1,017,577
Soybean Subsidies**	\$301,387
Wheat Subsidies**	\$60,984
Livestock Subsidies	\$19,360
Barley Subsidies**	\$3,523
Oat Subsidies**	\$770
Sorghum Subsidies**	\$6

Note: The information on conservation spending for 2010 is incomplete due to missing data from USDA's Natural Resource Conservation Service. Payment data currently are not included for the Environmental Quality Incentives Program, but will be added once NRCS makes it available.

USDA subsidy information for **Riverside Hutterian Brethren Inc****Payment Breakdown**

Subsidy Program	Total Payments 1995-2010
Total USDA - Subsidies	\$1,631,444
<i>Subtotal, Farming Subsidies</i>	\$1,523,401
<i>Subtotal, Conservation Programs</i>	\$69,561
<i>Subtotal, Disaster Payments</i>	\$38,482

Commodity subsidy breakdown

Subsidy Program	Total Payments 1995-2010
Subtotal, Farming Subsidies	\$1,523,401
<i>Total Direct Payments</i>	\$362,509
Direct Program Payments - 2008 Farm Bill	\$119,743
Direct Payment - Corn	\$181,011
Direct Payment - Soybeans	\$61,755
<i>Total Counter Cyclical Payments</i>	\$89,848
Counter Cyclical Payment - Corn	\$89,848
Counter Cyclical Payment - Soybeans	\$0
<i>Production Flexibility Contracts</i>	\$295,356
Production Flexibility - Barley	\$3,062
Production Flexibility - Corn	\$252,432
Production Flexibility - Oats	\$482
Production Flexibility - Sorghum	\$6
Production Flexibility - Wheat	\$39,374
<i>Mkt. Loss Asst. - Commodity Crops</i>	\$139,888
Market Loss Assistance - Barley	\$394
Market Loss Assistance - Corn	\$120,525
Market Loss Assistance - Oats	\$288
Market Loss Assistance - Wheat	\$18,681
<i>Oilseed Program</i>	\$31,387
Oilseed Program - Soybean	\$31,387
<i>Deficiency Payments</i>	\$14,354
Deficiency - Barley	\$67
Advance Deficiency - Corn	\$22,093

Deficiency - Corn	\$-10,735
Deficiency - Wheat	\$2,929
<i>Loan Deficiency Payments</i>	\$378,515
Loan Deficiency - Corn	\$170,270
Loan Deficiency - Soybeans	\$208,245
<i>Total Commodity Certificates</i>	\$139,200
Commodity Certificates - Corn	\$139,200
<i>Marketing Loan Gains</i>	\$52,933
Market Gains Farm - Corn	\$52,933
<i>Total Livestock Indemnity Program</i>	\$19,360
Livestock Indemnity Payments	\$19,360
<i>Misc. Farm - Subsidies</i>	\$51
Interest Penalty Payments	\$51

Conservation subsidy breakdown

Subsidy Program	Total Payments 1995-2010
Subtotal, Conservation Programs	\$69,561
<i>Conservation Reserve Program</i>	\$69,561
CRP - Annual Land Rental	\$69,561

Disaster subsidy breakdown

Subsidy Program	Total Payments 1995-2010
Subtotal, Disaster Payments	\$38,482
<i>Misc. Disaster Payments</i>	\$38,482
Crop Disaster - Program	\$38,482

Note: The information on conservation spending for 2010 is incomplete due to missing data from USDA's Natural Resource Conservation Service. Payment data currently are not included for the Environmental Quality Incentives Program, but will be added once NRCS makes it available.

The information provided for the Wetland Reserve Program (WRP) provides an inaccurate picture of how WRP payments are distributed. USDA's Natural Resource Conservation Service uses title companies as intermediaries to finalize wetlands easements under the Wetlands Reserve Program. As a result, the data provided to us shows large sums of money going to these title companies. In reality, the payments are ultimately distributed to landowners participating in the WRP.

Unfortunately, NRCS has not provided the data to show where these farms and wetlands are located or which farmers or landowners are enrolling in the program, so EWG is unable to allocate these large sums of money to individuals beyond the title companies. Therefore, these companies skew the conservation rankings and payment concentration, which EWG cannot avoid unless and until NRCS makes available the additional farm attribution data. Therefore, we have not included WRP payments in the 2010 data update.

Finally, we have separated data on farm commodity, disaster and conservation payments in order to provide a more accurate picture of top recipients and concentration of payments among the three main categories of USDA programs.

USDA subsidy information for **Riverside Hutterian Brethren Inc****Ownership shares for Riverside Hutterian Brethren Inc**

Pick year for ownership information

USDA county office/Ownership:	Percentage Share*
Riverside Hutterian Brethren Inc	
ownership information from 2010	
Beadle County, South Dakota	
Maria J Wollman	N/A*
Ernest Waldner	N/A*
Levi Waldner	N/A*
Samuel Waldner	N/A*
Ruben Waldner	N/A*
Mattie Gross	N/A*
Dave Waldner	N/A*
Sharon Wipf	N/A*
Kathrina Waldner	N/A*
Jackie J Waldner	N/A*
Rhonda Waldner	N/A*
Melissa Waldner	N/A*
Magdalena Waldner	N/A*
Kathy Waldner	N/A*
John Waldner	N/A*
Lance Waldner	N/A*
Lillian Waldner	N/A*
Romona Waldner	N/A*
Kathryn Waldner	N/A*
Dorothy Waldner	N/A*
Caleb T Waldner	N/A*
Doreen R Waldner	N/A*
Kenneth Waldner	N/A*
Jennifer Waldner	N/A*
Susanne Waldner	N/A*
Jason Waldner	N/A*

<u>Maria Waldner</u>	N/A*
<u>Conrad Gross</u>	N/A*
<u>Samual J Waldner</u>	N/A*
<u>Grace C Waldner</u>	N/A*
<u>Cheryl M Waldner</u>	N/A*
<u>Aaron N Gross</u>	N/A*
<u>Jeremy Wipf</u>	N/A*
<u>Ryan Waldner</u>	N/A*
<u>Michael A Waldner</u>	N/A*
<u>Wayne J Waldner</u>	N/A*
<u>James Wipf</u>	N/A*
<u>Jadan J Waldner</u>	N/A*
<u>Jonah D Wipf</u>	N/A*
<u>Justin C Wipf</u>	N/A*
<u>Amaris Waldner</u>	N/A*
<u>Sheldon J Gross</u>	N/A*
<u>Thomas R Waldner</u>	N/A*
<u>Brandon M Wipf</u>	N/A*
<u>Daylan D Waldner</u>	N/A*
<u>Genessa Waldner</u>	N/A*
<u>Kyles J Wipf</u>	N/A*
<u>Daniel J Waldner</u>	N/A*
<u>Jace J Gross</u>	N/A*
<u>David J Waldner</u>	N/A*
<u>Betty Waldner</u>	N/A*
<u>Sarah Waldner</u>	N/A*
<u>Ruth Waldner</u>	N/A*
<u>Joe A Gross</u>	N/A*
<u>Judith Wipf</u>	N/A*
<u>Mary Waldner</u>	N/A*
<u>Eva Waldner</u>	N/A*
<u>Lisa Waldner</u>	N/A*
<u>Sandra Waldner</u>	N/A*
<u>Dale Waldner</u>	N/A*
<u>Lee Waldner</u>	N/A*
<u>Riley Waldner</u>	N/A*
<u>Keith Waldner</u>	N/A*
<u>Matthew T Gross</u>	N/A*
<u>Krista K Waldner</u>	N/A*
<u>Sam J Waldner</u>	N/A*
<u>Phoebe S Gross</u>	N/A*
<u>Abraham D Waldner</u>	N/A*

<u>Corey B Gross</u>	N/A*
<u>Jacob C Waldner</u>	N/A*
<u>Delia D Waldner</u>	N/A*
<u>Calin J Gross</u>	N/A*
<u>Alyssa K Waldner</u>	N/A*
<u>Vince V Waldner</u>	N/A*
<u>Samson M Waldner</u>	N/A*
<u>Margaret Waldner</u>	N/A*
<u>Eva Waldner</u>	N/A*
<u>Katie Waldner</u>	N/A*
<u>Johnny Wipf</u>	N/A*
<u>Eddie Waldner</u>	N/A*
<u>Larry Waldner</u>	N/A*
<u>Jesse L Waldner</u>	N/A*
<u>Sarah Gross</u>	N/A*
<u>Donna J Waldner</u>	N/A*
<u>Jonas Waldner</u>	N/A*

* According to USDA percentage shares for ownership may not reflect share of subsidy payments. EWG review shows that share information on file with USDA may not always equal 100 percent. Most recent percentage share information is from 2008. Future release of this information was barred by law in the 2008 Farm Bill.

Note: The information on conservation spending for 2010 is incomplete due to missing data from USDA's Natural Resource Conservation Service. Payment data currently are not included for the Environmental Quality Incentives Program, but will be added once NRCS makes it available.

The information provided for the Wetland Reserve Program (WRP) provides an inaccurate picture of how WRP payments are distributed. USDA's Natural Resource Conservation Service uses title companies as intermediaries to finalize wetlands easements under the Wetlands Reserve Program. As a result, the data provided to us shows large sums of money going to these title companies. In reality, the payments are ultimately distributed to landowners participating in the WRP.

Unfortunately, NRCS has not provided the data to show where these farms and wetlands are located or which farmers or landowners are enrolling in the program, so EWG is unable to allocate these large sums of money to individuals beyond the title companies. Therefore, these companies skew the conservation rankings and payment concentration, which EWG cannot avoid unless and until NRCS makes available the additional farm attribution data. Therefore, we have not included WRP payments in the 2010 data update.

Finally, we have separated data on farm commodity, disaster and conservation payments in order to provide a more accurate picture of top recipients and concentration of payments among the three main categories of USDA programs.

MELISSA DATA

1-800-MELISSA

[Products](#)[Solutions](#)[Downloads & Trials](#)[Sign In](#) | [Cart](#) | [Newsletters](#) | [Search](#)[Support](#)[Resources](#)[Lookups](#)[Contact Us](#)[Free Lookups](#)[Home](#) > [Lookups](#) > **Nonprofit Organization Lookup**[Help](#)**International Address Verification** Validate, Cleanse & Ensure Deliverability[Get Free Quote](#)Enter a 5-digit ZIP Code,
organization name or 9-digit Tax ID[Submit](#)**Use this LookUp to:**

- Find information on over 1.4 million registered nonprofit organizations in the United States
- Get organization name, assets, income, and IRS subsection
- Select organization for contact name and address, type of foundation and organization
- Get deductibility status, classification, Form 990, and more

RIVERSIDE HUTTERIAN BRETHREN INC**40361 200TH ST****Address** **HURON, SD 57350-6208**[MapG](#) [MapY](#) [MapV](#)**IRS Subsection** **501(d) - A religious and apostolic association.****Type of Organization** **Corporation****Deductibility** **Contributions are NOT deductible****Tax I.D. Number** **466035209****Exempt Since** **02-1995****Form 990 Requirement** **Not required to file 990****Activity #1****Religious order**

Share with others information about this Nonprofit - like the web site, e-mail address, how to donate or any corrections to the data shown.

[Post a Message](#)**Messages**[How Can We Improve this Lookup?](#) | [Send to a Friend](#) | [Lookups Forum](#) | [Terms of Use](#)



EWG Farm Subsidy Database

Corporate Subsidy Recipients 1 to 1 of 1 in South Dakota

Business Name: **ROCKPORT**

Rank	Name	Location	Subsidy Total 1995-2010
1	<u>Rockport Hutterian Brethren Inc</u>	Alexandria, SD 57311	\$ 2,097,526.46

Note: The information on conservation spending for 2010 is incomplete due to missing data from USDA's Natural Resource Conservation Service. Payment data currently are not included for the Environmental Quality Incentives Program, but will be added once NRCS makes it available.

The information provided for the Wetland Reserve Program (WRP) provides an inaccurate picture of how WRP payments are distributed. USDA's Natural Resource Conservation Service uses title companies as intermediaries to finalize wetlands easements under the Wetlands Reserve Program. As a result, the data provided to us shows large sums of money going to these title companies. In reality, the payments are ultimately distributed to landowners participating in the WRP.

Unfortunately, NRCS has not provided the data to show where these farms and wetlands are located or which farmers or landowners are enrolling in the program, so EWG is unable to allocate these large sums of money to individuals beyond the title companies. Therefore, these companies skew the conservation rankings and payment concentration, which EWG cannot avoid unless and until NRCS makes available the additional farm attribution data. Therefore, we have not included WRP payments in the 2010 data update.

Finally, we have separated data on farm commodity, disaster and conservation payments in order to provide a more accurate picture of top recipients and concentration of payments among the three main categories of USDA programs.

USDA subsidy information for **Rockport Hutterian Brethren Inc**

Addresses on file with USDA for Rockport Hutterian Brethren Inc

USDA county office from which subsidies were paid:	Subsidy Payments 1995-2010	Most recent address on file in USDA county office
Hanson County, South Dakota	\$1,864,192	Rockport Hutterian Brethren Inc Alexandria, SD 57311
Davison County, South Dakota	\$62,814	Rockport Hutterian Brethren Inc Alexandria, SD 57311
Total	\$2,097,526	

Note: The information on conservation spending for 2010 is incomplete due to missing data from USDA's Natural Resource Conservation Service. Payment data currently are not included for the Environmental Quality Incentives Program, but will be added once NRCS makes it available.

The information provided for the Wetland Reserve Program (WRP) provides an inaccurate picture of how WRP payments are distributed. USDA's Natural Resource Conservation Service uses title companies as intermediaries to finalize wetlands easements under the Wetlands Reserve Program. As a result, the data provided to us shows large sums of money going to these title companies. In reality, the payments are ultimately distributed to landowners participating in the WRP.

Unfortunately, NRCS has not provided the data to show where these farms and wetlands are located or which farmers or landowners are enrolling in the program, so EWG is unable to allocate these large sums of money to individuals beyond the title companies. Therefore, these companies skew the conservation rankings and payment concentration, which EWG cannot avoid unless and until NRCS makes available the additional farm attribution data. Therefore, we have not included WRP payments in the 2010 data update.

Finally, we have separated data on farm commodity, disaster and conservation payments in order to provide a more accurate picture of top recipients and concentration of payments among the three main categories of USDA programs.



Rockport Hutterian Brethren Inc received payments totaling \$2,097,526 from 1995 through 2010

Year	Conservation Subsidies	Disaster Subsidies	Commodity Subsidies	Total USDA Subsidies 1995-2010
1995	\$0	\$0	\$40,860	\$40,860
1996	\$70	\$0	\$28,402	\$28,472
1997	\$0	\$0	\$32,348	\$32,348
1998	\$1,130	\$0	\$120,096	\$121,226
1999	\$1,770	\$0	\$247,910	\$249,680
2000	\$0	\$0	\$207,530	\$207,530
2001	\$0	\$0	\$251,432	\$251,432
2002	\$0	\$3,450	\$76,814	\$80,264
2003	\$0	\$0	\$86,496	\$86,496
2004	\$0	\$0	\$135,042	\$135,042
2005	\$0	\$6,176	\$190,145	\$196,321
2006	\$0	\$0	\$85,603	\$85,603
2007	\$170,520	\$0	\$46,304	\$216,825
2008	\$0	\$88,091	\$40,656	\$128,747
2009	\$0	\$0	\$106,452	\$106,452
2010	\$0	\$86,980	\$43,249	\$130,229
Total	\$173,490	\$184,697	\$1,739,339	\$2,097,526

Crop Summary for Rockport Hutterian Brethren Inc

Crop	Payments 1995-2010
Corn Subsidies**	\$1,031,209
Soybean Subsidies**	\$356,702
Dairy Program Subsidies	\$178,567
Wheat Subsidies**	\$68,567
Livestock Subsidies	\$12,197
Barley Subsidies**	\$11,754
Oat Subsidies**	\$7,279
Sorghum Subsidies**	\$4,280

Counties where payments were made from

County	Subsidy Payments 1995-2010
--------	----------------------------

Hanson County, South Dakota	\$1,864,192
Davison County, South Dakota	\$62,814
Total	\$2,097,526

Note: The information on conservation spending for 2010 is incomplete due to missing data from USDA's Natural Resource Conservation Service. Payment data currently are not included for the Environmental Quality Incentives Program, but will be added once NRCS makes it available.

The information provided for the Wetland Reserve Program (WRP) provides an inaccurate picture of how WRP payments are distributed. USDA's Natural Resource Conservation Service uses title companies as intermediaries to finalize wetlands easements under the Wetlands Reserve Program. As a result, the data provided to us shows large sums of money going to these title companies. In reality, the payments are ultimately distributed to landowners participating in the WRP.

Unfortunately, NRCS has not provided the data to show where these farms and wetlands are located or which farmers or landowners are enrolling in the program, so EWG is unable to allocate these large sums of money to individuals beyond the title companies. Therefore, these companies skew the conservation rankings and payment concentration, which EWG cannot avoid unless and until NRCS makes available the additional farm attribution data. Therefore, we have not included WRP payments in the 2010 data update.

Finally, we have separated data on farm commodity, disaster and conservation payments in order to provide a more accurate picture of top recipients and concentration of payments among the three main categories of USDA programs.

USDA subsidy information for **Rockport Hutterian Brethren Inc****Payment Breakdown**

Subsidy Program	Total Payments 1995-2010
Total USDA - Subsidies	\$2,097,526
<i>Subtotal, Farming Subsidies</i>	\$1,739,339
<i>Subtotal, Conservation Programs</i>	\$173,490
<i>Subtotal, Disaster Payments</i>	\$184,697

Commodity subsidy breakdown

Subsidy Program	Total Payments 1995-2010
Subtotal, Farming Subsidies	\$1,739,339
<i>Total Direct Payments</i>	\$327,813
Direct Program Payments - 2008 Farm Bill	\$80,031
Direct Payment - Corn	\$173,652
Direct Payment - Oats	\$35
Direct Payment - Soybeans	\$56,480
Direct Payment - Wheat	\$17,615
<i>Total Counter Cyclical Payments</i>	\$124,334
Counter Cyclical Payment - Corn	\$124,334
Counter Cyclical Payment - Wheat	\$0
<i>Production Flexibility Contracts</i>	\$270,662
Production Flexibility - Barley	\$10,241
Production Flexibility - Corn	\$228,700
Production Flexibility - Oats	\$4,098
Production Flexibility - Sorghum	\$3,276
Production Flexibility - Wheat	\$24,347
<i>Mkt. Loss Asst. - Commodity Crops</i>	\$139,888
Market Loss Assistance - Barley	\$1,513
Market Loss Assistance - Corn	\$122,483
Market Loss Assistance - Oats	\$3,146
Market Loss Assistance - Sorghum	\$310
Market Loss Assistance - Wheat	\$12,436
<i>Market Loss Assistance - Non-commodity</i>	\$28,925
Market Loss Assistance - Dairy	\$28,925

<i>Oilseed Program</i>	\$38,807
Oilseed Program - Soybean	\$38,807
<i>Deficiency Payments</i>	\$23,166
Advance Deficiency - Corn	\$15,508
Deficiency - Corn	\$6,964
Advance Deficiency - Sorghum	\$576
Deficiency - Sorghum	\$118
Advance Deficiency - Wheat	\$1,610
Deficiency - Wheat	\$-1,610
<i>Loan Deficiency Payments</i>	\$450,447
Loan Deficiency - Corn	\$215,589
Loan Deficiency - Soybeans	\$220,690
Loan Deficiency - Wheat	\$14,169
<i>Total Commodity Certificates</i>	\$93,045
Commodity Certificates - Corn	\$93,045
<i>Marketing Loan Gains</i>	\$91,659
Market Gains Farm - Corn	\$50,934
Market Gains Farm - Soybeans	\$40,725
<i>Total Dairy Program</i>	\$149,642
Milk Income Loss Contract Payment	\$112,750
Milk Income Loss Transitional Payment	\$20,505
Dairy Economic Loss Assistance Program	\$16,388
<i>Total Livestock Indemnity Program</i>	\$656
Livestock Indemnity Payments	\$656
<i>Misc. Farm - Subsidies</i>	\$294
Interest Penalty Payments	\$294

Conservation subsidy breakdown

Subsidy Program	Total Payments 1995-2010
Subtotal, Conservation Programs	\$173,490
<i>Conservation Reserve Program</i>	\$2,900
CRP - Annual Land Rental	\$2,900
<i>Env. Quality Incentive Program</i>	\$170,520
EQIP - Regular	\$170,520
<i>Agricultural Conservation Program</i>	\$70
ACP - Regular	\$70

Disaster subsidy breakdown

Subsidy Program	Total Payments 1995-2010
Subtotal, Disaster Payments	\$184,697
<i>Supplemental Revenue Assistance Payments Program</i>	\$86,980
SURE - Program Payments	\$21,310

SURE - 2010 Recovery Act Payments for Crop Year 2008	\$65,670
<i>Misc. Disaster Payments</i>	\$86,176
Crop Disaster - Program	\$86,176
<i>Livestock Disaster / Emergency</i>	\$3,450
Livestock Compensation Program	\$8,091
Cattle Feed Program - Nonfat Milk	\$3,450

Note: The information on conservation spending for 2010 is incomplete due to missing data from USDA's Natural Resource Conservation Service. Payment data currently are not included for the Environmental Quality Incentives Program, but will be added once NRCS makes it available.

The information provided for the Wetland Reserve Program (WRP) provides an inaccurate picture of how WRP payments are distributed. USDA's Natural Resource Conservation Service uses title companies as intermediaries to finalize wetlands easements under the Wetlands Reserve Program. As a result, the data provided to us shows large sums of money going to these title companies. In reality, the payments are ultimately distributed to landowners participating in the WRP.

Unfortunately, NRCS has not provided the data to show where these farms and wetlands are located or which farmers or landowners are enrolling in the program, so EWG is unable to allocate these large sums of money to individuals beyond the title companies. Therefore, these companies skew the conservation rankings and payment concentration, which EWG cannot avoid unless and until NRCS makes available the additional farm attribution data. Therefore, we have not included WRP payments in the 2010 data update.

Finally, we have separated data on farm commodity, disaster and conservation payments in order to provide a more accurate picture of top recipients and concentration of payments among the three main categories of USDA programs.

USDA subsidy information for **Rockport Hutterian Brethren Inc****Ownership shares for Rockport Hutterian Brethren Inc**

Pick year for ownership information

USDA county office/Ownership:**Percentage
Share***

Rockport Hutterian Brethren Inc
ownership information from 2010
Hanson County, South Dakota

Brenda Wipf	N/A*
Miriam Wipf	N/A*
Rueben Wipf Jr	N/A*
Joe D Wipf	N/A*
Edwin J Wipf	N/A*
Anna Waldner	N/A*
Lora J Kleinsasser	N/A*
Susie Wipf	N/A*
Debra Wipf	N/A*
Joel Wipf	N/A*
John Wipf	N/A*
Sammy Wipf	N/A*
Jerry Wipf	N/A*
Nancy Wipf	N/A*
Esther Wipf	N/A*
Kathryn Wipf	N/A*
Wayne Wipf	N/A*
Brian Wipf	N/A*
Andrew Wipf	N/A*
David Wipf	N/A*
Joseph J Wipf	N/A*
Jackie Joe Kleinsasser	N/A*
Leona Waldner	N/A*
Rebecca B Wipf	N/A*
Shane Wipf	N/A*
Stanley Wipf	N/A*

<u>Levi Wipf</u>	N/A*
<u>Joe Wipf</u>	N/A*
<u>Adam Wipf</u>	N/A*
<u>Kathy D Wipf</u>	N/A*
<u>Naomi Wipf</u>	N/A*
<u>Elizabeth B Wipf</u>	N/A*
<u>Michael B Wipf</u>	N/A*
<u>Suzette Wipf</u>	N/A*
<u>Joe J Wipf</u>	N/A*
<u>Daniel Wipf</u>	N/A*
<u>Joe Hofer</u>	N/A*
<u>Susie J Kleinsasser</u>	N/A*
<u>Martha J Kleinsasser</u>	N/A*
<u>Sarah Wipf</u>	N/A*
<u>Harold Wipf</u>	N/A*
<u>Ben J Wipf</u>	N/A*
<u>Dorothy Wipf</u>	N/A*
<u>Susanna Wipf</u>	N/A*
<u>Ernest Wipf</u>	N/A*
<u>Reuben D Wipf</u>	N/A*
<u>Sandra J Kleinsasser</u>	N/A*
<u>Betty Jane Wipf</u>	N/A*
<u>Donny Wipf</u>	N/A*
<u>Maria A Wipf</u>	N/A*
<u>Mary S Wipf</u>	N/A*
<u>Priscilla Wipf</u>	N/A*
<u>Pauline Wipf</u>	N/A*
<u>Elizabeth Wipf</u>	N/A*
<u>Susie J Kleinsasser</u>	N/A*
<u>Susie Wipf</u>	N/A*
<u>Mary S Wipf</u>	N/A*
<u>Elijah Wipf</u>	N/A*
<u>Arlene Wipf</u>	N/A*
<u>Moses Wipf</u>	N/A*
<u>Abraham Wipf</u>	N/A*
<u>Judith Wipf</u>	N/A*
<u>Adward Wipf</u>	N/A*
<u>Alyssa Wipf</u>	N/A*
<u>Jeremiah Wipf</u>	N/A*
<u>Joshua Wipf</u>	N/A*
<u>Andrew Wipf Jr</u>	N/A*
<u>Johanna Wipf</u>	N/A*

<u>Anna Wipf</u>	N/A*
<u>Amaris Wipf</u>	N/A*
<u>Marie Wipf</u>	N/A*
<u>Matthew Wipf</u>	N/A*
<u>Caleb Wipf</u>	N/A*
<u>Joseph Wipf</u>	N/A*
<u>Brianna Wipf</u>	N/A*
<u>Marlana Wipf</u>	N/A*
<u>Emily Wipf</u>	N/A*
<u>Jolanda Wipf</u>	N/A*
<u>Kayla Wipf</u>	N/A*
<u>Phoebe Wipf</u>	N/A*
<u>Rhoda Wipf</u>	N/A*
<u>Mary Wipf</u>	N/A*
<u>Samuel Wipf</u>	N/A*
<u>Leah Wipf</u>	N/A*
<u>Julia Wipf</u>	N/A*
<u>Paulus Wipf</u>	N/A*
<u>Samson Wipf</u>	N/A*
<u>Josiah Wipf</u>	N/A*
<u>Priscilla Wipf</u>	N/A*
<u>Judy Wipf</u>	N/A*
<u>Jonas Wipf</u>	N/A*
<u>Boaz Wipf</u>	N/A*
<u>Seth Wipf</u>	N/A*
<u>Hans Wipf</u>	N/A*
<u>Johannis Wipf</u>	N/A*
<u>Carrie Wipf</u>	N/A*
<u>Ezra Wipf</u>	N/A*
<u>Susie Wipf</u>	N/A*
<u>Carol Wipf</u>	N/A*
<u>Lance Wipf</u>	N/A*
<u>Lana Wipf</u>	N/A*
<u>Marissa Wipf</u>	N/A*
<u>Grace Wipf</u>	N/A*
<u>Caroline Wipf</u>	N/A*
<u>Sharon Wipf</u>	N/A*
<u>Annette Wipf</u>	N/A*
<u>Daniel Wipf</u>	N/A*
<u>Jacobi Wipf</u>	N/A*
<u>Rachel Wipf</u>	N/A*
<u>Jacob J Kleinsasser</u>	N/A*

<u>Willy Wipf</u>	N/A*
<u>Kathy Wipf</u>	N/A*
<u>Ryan Wipf</u>	N/A*
<u>Brenda Rachel Wipf</u>	N/A*
<u>Jennifer Wipf</u>	N/A*
<u>Heidi Wipf</u>	N/A*
<u>Lisa Wipf</u>	N/A*
<u>Titus Wipf</u>	N/A*
<u>Susanna Wipf</u>	N/A*
<u>Rebecca J Wipf</u>	N/A*
<u>Janice Wipf</u>	N/A*
<u>Denise Wipf</u>	N/A*
USDA exempted entity from release	N/A*
USDA exempted entity from release	N/A*

* According to USDA percentage shares for ownership may not reflect share of subsidy payments. EWG review shows that share information on file with USDA may not always equal 100 percent. Most recent percentage share information is from 2008. Future release of this information was barred by law in the 2008 Farm Bill.

Note: The information on conservation spending for 2010 is incomplete due to missing data from USDA's Natural Resource Conservation Service. Payment data currently are not included for the Environmental Quality Incentives Program, but will be added once NRCS makes it available.

The information provided for the Wetland Reserve Program (WRP) provides an inaccurate picture of how WRP payments are distributed. USDA's Natural Resource Conservation Service uses title companies as intermediaries to finalize wetlands easements under the Wetlands Reserve Program. As a result, the data provided to us shows large sums of money going to these title companies. In reality, the payments are ultimately distributed to landowners participating in the WRP.

Unfortunately, NRCS has not provided the data to show where these farms and wetlands are located or which farmers or landowners are enrolling in the program, so EWG is unable to allocate these large sums of money to individuals beyond the title companies. Therefore, these companies skew the conservation rankings and payment concentration, which EWG cannot avoid unless and until NRCS makes available the additional farm attribution data. Therefore, we have not included WRP payments in the 2010 data update.

Finally, we have separated data on farm commodity, disaster and conservation payments in order to provide a more accurate picture of top recipients and concentration of payments among the three main categories of USDA programs.

MELISSA DATA

[Sign In](#) | [Cart](#) | [Newsletters](#) | [Search](#)

1-800-MELISSA

[Products](#)[Solutions](#)[Downloads & Trials](#)[Support](#)[Resources](#)[Lookups](#)[Contact Us](#)[Free Lookups](#)[Home](#) > [Lookups](#) > Nonprofit Organization Lookup[Help](#)**International Address Verification** Validate, Cleanse & Ensure Deliverability[Get Free Quote](#)Enter a 5-digit ZIP Code,
organization name or 9-digit Tax ID
[Submit](#)**Use this LookUp to:**

- Find information on over 1.4 million registered nonprofit organizations in the United States
- Get organization name, assets, income, and IRS subsection
- Select organization for contact name and address, type of foundation and organization
- Get deductibility status, classification, Form 990, and more

ROCKPORT HUTTERIAN BRETHREN INC**26209 ROCKPORT RD****Address** ALEXANDRIA, SD 57311-7207[MapG](#) [MapY](#) [MapV](#)**IRS Subsection** 501(d) - A religious and apostolic association.**Type of Organization** Corporation**Deductibility** Contributions are NOT deductible**Tax I.D. Number** 466032815**Exempt Since** 12-1994**Form 990 Requirement** Not required to file 990**Activity #1** Religious order

Share with others information about this Nonprofit - like the web site, e-mail address, how to donate or any corrections to the data shown.

[Post a Message](#)

Messages

[How Can We Improve this Lookup?](#) | [Send to a Friend](#) | [Lookups Forum](#) | [Terms of Use](#)



EWG Farm Subsidy Database

Corporate Subsidy Recipients 1 to 1 of 1 in South Dakota

Business Name: **ROLLAND HUTTERIAN**

Rank	Name	Location	Subsidy Total 1995-2010
1	<u>Rolland Hutterian Brethren Inc</u>	White, SD 57276	\$ 1,607,502.01

Note: The information on conservation spending for 2010 is incomplete due to missing data from USDA's Natural Resource Conservation Service. Payment data currently are not included for the Environmental Quality Incentives Program, but will be added once NRCS makes it available.

The information provided for the Wetland Reserve Program (WRP) provides an inaccurate picture of how WRP payments are distributed. USDA's Natural Resource Conservation Service uses title companies as intermediaries to finalize wetlands easements under the Wetlands Reserve Program. As a result, the data provided to us shows large sums of money going to these title companies. In reality, the payments are ultimately distributed to landowners participating in the WRP.

Unfortunately, NRCS has not provided the data to show where these farms and wetlands are located or which farmers or landowners are enrolling in the program, so EWG is unable to allocate these large sums of money to individuals beyond the title companies. Therefore, these companies skew the conservation rankings and payment concentration, which EWG cannot avoid unless and until NRCS makes available the additional farm attribution data. Therefore, we have not included WRP payments in the 2010 data update.

Finally, we have separated data on farm commodity, disaster and conservation payments in order to provide a more accurate picture of top recipients and concentration of payments among the three main categories of USDA programs.



USDA subsidy information for **Rolland Hutterian Brethren Inc**

Addresses on file with USDA for Rolland Hutterian Brethren Inc

USDA county office from which subsidies were paid:	Subsidy Payments 1995-2010	Most recent address on file in USDA county office
Brookings County, South Dakota	\$1,607,502	Rolland Hutterian Brethren Inc White, SD 57276
Total	\$1,607,502	

Note: The information on conservation spending for 2010 is incomplete due to missing data from USDA's Natural Resource Conservation Service. Payment data currently are not included for the Environmental Quality Incentives Program, but will be added once NRCS makes it available.

The information provided for the Wetland Reserve Program (WRP) provides an inaccurate picture of how WRP payments are distributed. USDA's Natural Resource Conservation Service uses title companies as intermediaries to finalize wetlands easements under the Wetlands Reserve Program. As a result, the data provided to us shows large sums of money going to these title companies. In reality, the payments are ultimately distributed to landowners participating in the WRP.

Unfortunately, NRCS has not provided the data to show where these farms and wetlands are located or which farmers or landowners are enrolling in the program, so EWG is unable to allocate these large sums of money to individuals beyond the title companies. Therefore, these companies skew the conservation rankings and payment concentration, which EWG cannot avoid unless and until NRCS makes available the additional farm attribution data. Therefore, we have not included WRP payments in the 2010 data update.

Finally, we have separated data on farm commodity, disaster and conservation payments in order to provide a more accurate picture of top recipients and concentration of payments among the three main categories of USDA programs.

Rolland Hutterian Brethren Inc received payments totaling \$1,607,502 from 1995 through 2010

Year	Conservation Subsidies	Disaster Subsidies	Commodity Subsidies	Total USDA Subsidies 1995-2010
1995	\$1,039	\$0	\$39,569	\$40,608
1996	\$781	\$0	\$33,506	\$34,287
1997	\$0	\$0	\$36,132	\$36,132
1998	\$0	\$0	\$108,943	\$108,943
1999	\$0	\$0	\$208,557	\$208,557
2000	\$0	\$0	\$213,940	\$213,940
2001	\$0	\$101	\$100,684	\$100,785
2002	\$0	\$0	\$66,047	\$66,047
2003	\$0	\$38,916	\$66,268	\$105,184
2004	\$0	\$0	\$139,187	\$139,187
2005	\$0	\$8,847	\$289,403	\$298,250
2006	\$0	\$0	\$76,520	\$76,520
2007	\$0	\$8,654	\$40,000	\$48,654
2008	\$0	\$10,348	\$40,000	\$50,348
2009	\$0	\$0	\$40,054	\$40,054
2010	\$0	\$0	\$40,006	\$40,006
Total	\$1,820	\$66,866	\$1,538,816	\$1,607,502

Crop Summary for Rolland Hutterian Brethren Inc

Crop	Payments 1995-2010
Corn Subsidies**	\$1,239,849
Soybean Subsidies**	\$187,843
Wheat Subsidies**	\$24,247
Barley Subsidies**	\$6,220
Oat Subsidies**	\$579
Sorghum Subsidies**	\$11

Note: The information on conservation spending for 2010 is incomplete due to missing data from USDA's Natural Resource Conservation Service. Payment data currently are not included for the Environmental Quality Incentives Program, but will be added once NRCS makes it available.

The information provided for the Wetland Reserve Program (WRP) provides an inaccurate picture of how WRP payments are distributed. USDA's Natural Resource Conservation Service uses title companies as intermediaries to finalize wetlands easements under the Wetlands Reserve Program. As a result, the data provided to us shows large

USDA subsidy information for **Rolland Hutterian Brethren Inc****Payment Breakdown**

Subsidy Program	Total Payments 1995-2010
Total USDA - Subsidies	\$1,607,502
<i>Subtotal, Farming Subsidies</i>	\$1,538,816
<i>Subtotal, Conservation Programs</i>	\$1,820
<i>Subtotal, Disaster Payments</i>	\$66,866

Commodity subsidy breakdown

Subsidy Program	Total Payments 1995-2010
Subtotal, Farming Subsidies	\$1,538,816
<i>Total Direct Payments</i>	\$327,328
Direct Program Payments - 2008 Farm Bill	\$80,060
Direct Payment - Barley	\$68
Direct Payment - Corn	\$178,542
Direct Payment - Oats	\$51
Direct Payment - Sorghum	\$8
Direct Payment - Soybeans	\$55,483
Direct Payment - Wheat	\$13,116
<i>Total Counter Cyclical Payments</i>	\$126,652
Counter Cyclical Payment - Corn	\$126,649
Counter Cyclical Payment - Sorghum	\$3
Counter Cyclical Payment - Soybeans	\$0
Counter Cyclical Payment - Wheat	\$0
<i>Production Flexibility Contracts</i>	\$277,204
Production Flexibility - Barley	\$4,464
Production Flexibility - Corn	\$267,357
Production Flexibility - Oats	\$314
Production Flexibility - Wheat	\$5,069
<i>Mkt. Loss Asst. - Commodity Crops</i>	\$139,364
Market Loss Assistance - Barley	\$1,688
Market Loss Assistance - Corn	\$134,774
Market Loss Assistance - Oats	\$214
Market Loss Assistance - Wheat	\$2,688

<i>Oilseed Program</i>	\$16,685
Oilseed Program - Soybean	\$16,685
<i>Deficiency Payments</i>	\$19,346
Advance Deficiency - Corn	\$20,223
Deficiency - Corn	\$-877
<i>Loan Deficiency Payments</i>	\$266,322
Loan Deficiency - Corn	\$157,885
Loan Deficiency - Soybeans	\$105,083
Loan Def. Refund - Soybean	\$-21
Loan Deficiency - Wheat	\$3,374
<i>Total Commodity Certificates</i>	\$289,697
Commodity Certificates - Corn	\$279,085
Commodity Certificates - Soybeans	\$10,613
<i>Marketing Loan Gains</i>	\$76,211
Market Gains Farm - Corn	\$76,211
<i>Misc. Farm - Subsidies</i>	\$7
Interest Penalty Payments	\$7

Conservation subsidy breakdown

Subsidy Program	Total Payments 1995-2010
Subtotal, Conservation Programs	\$1,820
<i>Agricultural Conservation Program</i>	\$1,194
ACP - Regular	\$1,194
<i>Emergency Conservation</i>	\$626
Emergency Conservation - Flood	\$626

Disaster subsidy breakdown

Subsidy Program	Total Payments 1995-2010
Subtotal, Disaster Payments	\$66,866
<i>Misc. Disaster Payments</i>	\$66,866
Crop Disaster - Program	\$66,866

Note: The information on conservation spending for 2010 is incomplete due to missing data from USDA's Natural Resource Conservation Service. Payment data currently are not included for the Environmental Quality Incentives Program, but will be added once NRCS makes it available.

The information provided for the Wetland Reserve Program (WRP) provides an inaccurate picture of how WRP payments are distributed. USDA's Natural Resource Conservation Service uses title companies as intermediaries to finalize wetlands easements under the Wetlands Reserve Program. As a result, the data provided to us shows large sums of money going to these title companies. In reality, the payments are ultimately distributed to landowners participating in the WRP.

Unfortunately, NRCS has not provided the data to show where these farms and wetlands are located or which farmers or landowners are enrolling in the program, so EWG is unable to allocate these large sums of money to individuals beyond the title companies. Therefore, these companies skew the conservation rankings and payment concentration, which EWG cannot avoid unless and until NRCS makes available the additional farm attribution data. Therefore, we have not included WRP payments in the 2010 data update.

Finally, we have separated data on farm commodity, disaster and conservation payments in order to provide a more accurate picture of top recipients and concentration of payments among the three main categories of USDA programs.

USDA subsidy information for **Rolland Hutterian Brethren Inc****Ownership shares for Rolland Hutterian Brethren Inc**

Pick year for ownership information

USDA county office/Ownership:

Percentage
Share*

Rolland Hutterian Brethren Inc
ownership information from 2010
Brookings County, South Dakota

Jennifer Wipf	N/A*
Joann Wipf	N/A*
Alma Wipf	N/A*
Dahlia Wipf	N/A*
Doris A Wipf	N/A*
Rebecca Wipf	N/A*
Daniel J Wipf	N/A*
Jonathon J Wipf	N/A*
Kalyn A Wipf	N/A*
Samuel Wipf Jr	N/A*
Joann J Wipf	N/A*
Lynn Wipf	N/A*
Leann D Wipf	N/A*
Amanda R Wipf	N/A*
Jacob L Wipf	N/A*
Michael J Wipf	N/A*
Katrina N Wipf	N/A*
Rachel L Wipf	N/A*
Marcus K Wipf	N/A*
Samson J Wipf	N/A*
Joseph Wipf	N/A*
Samuel Wipf Sr	N/A*
Laura D Wipf	N/A*
Alma S Wipf	N/A*
Theodore Wipf	N/A*
Annie Wipf	N/A*

<u>Michelle D Wipf</u>	N/A*
<u>Jonah J Wipf</u>	N/A*
<u>Juanita K Wipf</u>	N/A*
<u>Kayleah D Wipf</u>	N/A*
<u>Darren D Wipf</u>	N/A*
<u>Joshua T Wipf</u>	N/A*
<u>Jonathan P Wipf</u>	N/A*
<u>Aaron Wipf</u>	N/A*
<u>Johann Wipf</u>	N/A*
<u>Jonathon J Wipf</u>	N/A*
<u>Lawrence J Wipf</u>	N/A*
<u>Darrel Wipf</u>	N/A*
<u>Judy Wipf</u>	N/A*
<u>Wipf J Allysa</u>	N/A*
<u>Malana Wipf</u>	N/A*
<u>Mia R Wipf</u>	N/A*
<u>Caleb J Wipf</u>	N/A*
<u>Linda Wipf</u>	N/A*

* According to USDA percentage shares for ownership may not reflect share of subsidy payments. EWG review shows that share information on file with USDA may not always equal 100 percent. Most recent percentage share information is from 2008. Future release of this information was barred by law in the 2008 Farm Bill.

Note: The information on conservation spending for 2010 is incomplete due to missing data from USDA's Natural Resource Conservation Service. Payment data currently are not included for the Environmental Quality Incentives Program, but will be added once NRCS makes it available.

The information provided for the Wetland Reserve Program (WRP) provides an inaccurate picture of how WRP payments are distributed. USDA's Natural Resource Conservation Service uses title companies as intermediaries to finalize wetlands easements under the Wetlands Reserve Program. As a result, the data provided to us shows large sums of money going to these title companies. In reality, the payments are ultimately distributed to landowners participating in the WRP.

Unfortunately, NRCS has not provided the data to show where these farms and wetlands are located or which farmers or landowners are enrolling in the program, so EWG is unable to allocate these large sums of money to individuals beyond the title companies. Therefore, these companies skew the conservation rankings and payment concentration, which EWG cannot avoid unless and until NRCS makes available the additional farm attribution data. Therefore, we have not included WRP payments in the 2010 data update.

Finally, we have separated data on farm commodity, disaster and conservation payments in order to provide a more accurate picture of top recipients and concentration of payments among the three main categories of USDA programs.

MELISSA DATA

1-800-MELISSA

[Products](#)[Solutions](#)[Downloads & Trials](#)[Sign In](#) | [Cart](#) | [Newsletters](#) | [Search](#)[Support](#)[Resources](#)[Lookups](#)[Contact Us](#)**Free Lookups**[Home](#) > [Lookups](#) > **Nonprofit Organization Lookup**[Help](#)

Is your direct mail campaign headed in the right direction?

[find out now](#)Enter a 5-digit ZIP Code,
organization name or 9-digit Tax ID
[Submit](#)**Use this Lookup to:**

- Find information on over 1.4 million registered nonprofit organizations in the United States
- Get organization name, assets, income, and IRS subsection
- Select organization for contact name and address, type of foundation and organization
- Get deductibility status, classification, Form 990, and more

ROLLAND HUTTERIAN BRETHREN**WIPF GEORGE GEN PTR****48088 210TH ST**Address **WHITE, SD 57276-6613**[MapG](#) [MapY](#) [MapV](#)IRS Subsection **501(d) - A religious and apostolic association.**Type of Organization **Corporation**Deductibility **Unknown**Tax I.D. Number **460360082**Exempt Since **03-1981**Form 990 Requirement **Not required to file 990**

Share with others information about this Nonprofit - like the web site, e-mail address, how to donate or any corrections to the data shown.

[Post a Message](#)[Messages](#)[How Can We Improve this Lookup?](#) | [Send to a Friend](#) | [Lookups Forum](#) | [Terms of Use](#)

EWG Farm Subsidy Database

Corporate Subsidy Recipients **1** to **1** of **1** in South Dakota

Business Name: **ROSETTE**

Rank	Name	Location	Subsidy Total 1995-2010
1	<u>Rosette Hutterian Brethren Inc</u>	Ipswich, SD 57451	\$ 737,447.74

Note: The information on conservation spending for 2010 is incomplete due to missing data from USDA's Natural Resource Conservation Service. Payment data currently are not included for the Environmental Quality Incentives Program, but will be added once NRCS makes it available.

The information provided for the Wetland Reserve Program (WRP) provides an inaccurate picture of how WRP payments are distributed. USDA's Natural Resource Conservation Service uses title companies as intermediaries to finalize wetlands easements under the Wetlands Reserve Program. As a result, the data provided to us shows large sums of money going to these title companies. In reality, the payments are ultimately distributed to landowners participating in the WRP.

Unfortunately, NRCS has not provided the data to show where these farms and wetlands are located or which farmers or landowners are enrolling in the program, so EWG is unable to allocate these large sums of money to individuals beyond the title companies. Therefore, these companies skew the conservation rankings and payment concentration, which EWG cannot avoid unless and until NRCS makes available the additional farm attribution data. Therefore, we have not included WRP payments in the 2010 data update.

Finally, we have separated data on farm commodity, disaster and conservation payments in order to provide a more accurate picture of top recipients and concentration of payments among the three main categories of USDA programs.

USDA subsidy information for **Rosette Hutterian Brethren Inc**

Addresses on file with USDA for Rosette Hutterian Brethren Inc

USDA county office from which subsidies were paid:	Subsidy Payments 1995-2010	Most recent address on file in USDA county office
Edmunds County, South Dakota	\$737,448	Rosette Hutterian Brethren Inc Ipswich, SD 57451
Total	\$737,448	

Note: The information on conservation spending for 2010 is incomplete due to missing data from USDA's Natural Resource Conservation Service. Payment data currently are not included for the Environmental Quality Incentives Program, but will be added once NRCS makes it available

The information provided for the Wetland Reserve Program (WRP) provides an inaccurate picture of how WRP payments are distributed. USDA's Natural Resource Conservation Service uses title companies as intermediaries to finalize wetlands easements under the Wetlands Reserve Program. As a result, the data provided to us shows large sums of money going to these title companies. In reality, the payments are ultimately distributed to landowners participating in the WRP.

Unfortunately, NRCS has not provided the data to show where these farms and wetlands are located or which farmers or landowners are enrolling in the program, so EWG is unable to allocate these large sums of money to individuals beyond the title companies. Therefore, these companies skew the conservation rankings and payment concentration, which EWG cannot avoid unless and until NRCS makes available the additional farm attribution data. Therefore, we have not included WRP payments in the 2010 data update.

Finally, we have separated data on farm commodity, disaster and conservation payments in order to provide a more accurate picture of top recipients and concentration of payments among the three main categories of USDA programs.

Rosette Hutterian Brethren Inc received payments totaling \$737,448 from 1995 through 2010

Year	Conservation Subsidies	Disaster Subsidies	Commodity Subsidies	Total USDA Subsidies 1995-2010
1995	\$0	\$0	\$0	\$0
1996	\$0	\$0	\$0	\$0
1997	\$0	\$0	\$0	\$0
1998	\$0	\$0	\$0	\$0
1999	\$0	\$0	\$0	\$0
2000	\$0	\$0	\$143,359	\$143,359
2001	\$0	\$0	\$93,184	\$93,184
2002	\$0	\$0	\$18,892	\$18,892
2003	\$0	\$6,327	\$51,023	\$57,350
2004	\$0	\$0	\$115,286	\$115,286
2005	\$0	\$20,891	\$145,266	\$166,157
2006	\$0	\$0	\$50,362	\$50,362
2007	\$0	\$0	\$29,370	\$29,370
2008	\$0	\$5,317	\$29,370	\$34,687
2009	\$0	\$0	\$28,800	\$28,800
2010	\$0	\$0	\$0	\$0
Total	\$0	\$32,535	\$704,913	\$737,448

Crop Summary for Rosette Hutterian Brethren Inc

Crop	Payments 1995-2010
Corn Subsidies**	\$306,155
Soybean Subsidies**	\$193,185
Wheat Subsidies**	\$135,815
Barley Subsidies**	\$22,687
Sunflower Subsidies**	\$18,270

Note: The information on conservation spending for 2010 is incomplete due to missing data from USDA's Natural Resource Conservation Service. Payment data currently are not included for the Environmental Quality Incentives Program, but will be added once NRCS makes it available.

The information provided for the Wetland Reserve Program (WRP) provides an inaccurate picture of how WRP payments are distributed. USDA's Natural Resource Conservation Service uses title companies as intermediaries to finalize wetlands easements under the Wetlands Reserve Program. As a result, the data provided to us shows large

USDA subsidy information for **Rosette Hutterian Brethren Inc****Payment Breakdown**

Subsidy Program	Total Payments 1995-2010
Total USDA - Subsidies	\$737,448
<i>Subtotal, Farming Subsidies</i>	\$704,913
<i>Subtotal, Disaster Payments</i>	\$32,535

Commodity subsidy breakdown

Subsidy Program	Total Payments 1995-2010
Subtotal, Farming Subsidies	\$704,913
<i>Total Direct Payments</i>	\$224,108
Direct Program Payments - 2008 Farm Bill	\$28,800
Direct Payment - Corn	\$54,392
Direct Payment - Soybeans	\$78,386
Direct Payment - Sunflower	\$18,270
Direct Payment - Wheat	\$44,260
<i>Total Counter Cyclical Payments</i>	\$51,023
Counter Cyclical Payment - Corn	\$51,023
Counter Cyclical Payment - Soybeans	\$0
Counter Cyclical Payment - Wheat	\$0
<i>Production Flexibility Contracts</i>	\$44,814
Production Flexibility - Barley	\$10,822
Production Flexibility - Corn	\$10,515
Production Flexibility - Wheat	\$23,477
<i>Mkt. Loss Asst. - Commodity Crops</i>	\$38,162
Market Loss Assistance - Barley	\$11,865
Market Loss Assistance - Corn	\$8,154
Market Loss Assistance - Wheat	\$18,143
<i>Oilseed Program</i>	\$17,684
Oilseed Program - Soybean	\$17,684
<i>Loan Deficiency Payments</i>	\$125,882
Loan Deficiency - Corn	\$46,831
Loan Deficiency - Soybeans	\$29,115
Loan Deficiency - Wheat	\$49,935

<i>Total Commodity Certificates</i>	\$124,440
Commodity Certificates - Corn	\$124,440
<i>Marketing Loan Gains</i>	\$78,800
Market Gains Farm - Corn	\$10,800
Market Gains Farm - Soybeans	\$68,000

Disaster subsidy breakdown

Subsidy Program	Total Payments 1995-2010
Subtotal, Disaster Payments	\$32,535
<i>Misc. Disaster Payments</i>	\$32,535
Crop Disaster - Program	\$32,535

Note: The information on conservation spending for 2010 is incomplete due to missing data from USDA's Natural Resource Conservation Service. Payment data currently are not included for the Environmental Quality Incentives Program, but will be added once NRCS makes it available.

The information provided for the Wetland Reserve Program (WRP) provides an inaccurate picture of how WRP payments are distributed. USDA's Natural Resource Conservation Service uses title companies as intermediaries to finalize wetlands easements under the Wetlands Reserve Program. As a result, the data provided to us shows large sums of money going to these title companies. In reality, the payments are ultimately distributed to landowners participating in the WRP.

Unfortunately, NRCS has not provided the data to show where these farms and wetlands are located or which farmers or landowners are enrolling in the program, so EWG is unable to allocate these large sums of money to individuals beyond the title companies. Therefore, these companies skew the conservation rankings and payment concentration, which EWG cannot avoid unless and until NRCS makes available the additional farm attribution data. Therefore, we have not included WRP payments in the 2010 data update.

Finally, we have separated data on farm commodity, disaster and conservation payments in order to provide a more accurate picture of top recipients and concentration of payments among the three main categories of USDA programs.

USDA subsidy information for **Rosette Hutterian Brethren Inc****Ownership shares for Rosette Hutterian Brethren Inc**Pick year for ownership information 

USDA county office/Ownership:

Percentage
Share*

Rosette Hutterian Brethren Inc
ownership information from 2009
Edmunds County, South Dakota

Matthew Wipf	N/A*
Anna Stahl	N/A*
Andrew D Stahl	N/A*
Cynthia Wipf	N/A*
Tim J Wipf	N/A*
Randy A Stahl	N/A*
Roseann A Stahl	N/A*
Caroline Wipf	N/A*
Justin Tim Wipf	N/A*
Tamara Wipf	N/A*
Susana J Wipf	N/A*
Mirrissa Wipf	N/A*
Ruth Stahl	N/A*
Daniel Stahl	N/A*
Doreen Wipf	N/A*
Kayden Stahl	N/A*

* According to USDA percentage shares for ownership may not reflect share of subsidy payments. EWG review shows that share information on file with USDA may not always equal 100 percent. Most recent percentage share information is from 2008. Future release of this information was barred by law in the 2008 Farm Bill.


Note: The information on conservation spending for 2010 is incomplete due to missing data from USDA's Natural Resource Conservation Service. Payment data currently are not included for the Environmental Quality Incentives Program, but will be added once NRCS makes it available.

The information provided for the Wetland Reserve Program (WRP) provides an inaccurate picture of how WRP payments are distributed. USDA's Natural Resource Conservation Service uses title companies as intermediaries to finalize wetlands easements under the Wetlands Reserve Program. As a result, the data provided to us shows large sums of money going to these title companies. In reality, the payments are ultimately distributed to landowners participating in the WRP.

Unfortunately, NRCS has not provided the data to show where these farms and wetlands are located or which farmers or landowners are enrolling in the program, so EWG is unable to allocate these large sums of money to individuals

MELISSA DATA

1-800-MELISSA

[Products](#)[Solutions](#)[Downloads & Trials](#)[Sign In](#)[Cart](#)[Newsletters](#)[Search](#)[Support](#)[Resources](#)[Lookups](#)[Contact Us](#)[Free Lookups](#)[Home](#) > [Lookups](#) > Nonprofit Organization Lookup[Help](#)**How many emails can we add to your list?**

Take our FREE Email Append Data Analysis

[Start now](#)Enter a 5-digit ZIP Code,
organization name or 9-digit Tax ID
[Submit](#)

Use this LookUp to:

- Find information on over 1.4 million registered nonprofit organizations in the United States
- Get organization name, assets, income, and IRS subsection
- Select organization for contact name and address, type of foundation and organization
- Get deductibility status, classification, Form 990, and more

ROSETTE HUTTERIAN BRETHREN INC

PO BOX 341

Address IPSWICH, SD [57451-0341](#)[MapG](#) [MapY](#) [MapV](#)

IRS Subsection 501(d) - A religious and apostolic association.

Type of Organization Corporation

Deductibility Contributions are NOT deductible

Tax I.D. Number 460456175

Exempt Since 05-2000

Form 990 Requirement Not required to file 990

Classification Religion Related, Spiritual Development N.E.C.

Share with others information about this Nonprofit - like the web site, e-mail address, how to donate or any corrections to the data shown.

[Post a Message](#)

Messages

[How Can We Improve this Lookup?](#) | [Send to a Friend](#) | [Lookups Forum](#) | [Terms of Use](#)



EWG Farm Subsidy Database

Corporate Subsidy Recipients 1 to 1 of 1 in South Dakota

Business Name: **SANDY LANE**

Rank	Name	Location	Subsidy Total 1995-2010
1	<u>Sandy Lane Hutterian Brethren Inc</u>	Britton, SD 57430	\$ 831,262.64

Note: The information on conservation spending for 2010 is incomplete due to missing data from USDA's Natural Resource Conservation Service. Payment data currently are not included for the Environmental Quality Incentives Program, but will be added once NRCS makes it available.

The information provided for the Wetland Reserve Program (WRP) provides an inaccurate picture of how WRP payments are distributed. USDA's Natural Resource Conservation Service uses title companies as intermediaries to finalize wetlands easements under the Wetlands Reserve Program. As a result, the data provided to us shows large sums of money going to these title companies. In reality, the payments are ultimately distributed to landowners participating in the WRP.

Unfortunately, NRCS has not provided the data to show where these farms and wetlands are located or which farmers or landowners are enrolling in the program, so EWG is unable to allocate these large sums of money to individuals beyond the title companies. Therefore, these companies skew the conservation rankings and payment concentration, which EWG cannot avoid unless and until NRCS makes available the additional farm attribution data. Therefore, we have not included WRP payments in the 2010 data update.

Finally, we have separated data on farm commodity, disaster and conservation payments in order to provide a more accurate picture of top recipients and concentration of payments among the three main categories of USDA programs.



USDA subsidy information for **Sandy Lane Hutterian Brethren Inc**

Addresses on file with USDA for Sandy Lane Hutterian Brethren Inc

USDA county office from which subsidies were paid:	Subsidy Payments 1995-2010	Most recent address on file in USDA county office
Marshall County, South Dakota	\$831,263	Sandy Lane Hutterian Brethren Inc Britton, SD 57430
Total	\$831,263	

Note: The information on conservation spending for 2010 is incomplete due to missing data from USDA's Natural Resource Conservation Service. Payment data currently are not included for the Environmental Quality Incentives Program, but will be added once NRCS makes it available.

The information provided for the Wetland Reserve Program (WRP) provides an inaccurate picture of how WRP payments are distributed. USDA's Natural Resource Conservation Service uses title companies as intermediaries to finalize wetlands easements under the Wetlands Reserve Program. As a result, the data provided to us shows large sums of money going to these title companies. In reality, the payments are ultimately distributed to landowners participating in the WRP.

Unfortunately, NRCS has not provided the data to show where these farms and wetlands are located or which farmers or landowners are enrolling in the program, so EWG is unable to allocate these large sums of money to individuals beyond the title companies. Therefore, these companies skew the conservation rankings and payment concentration, which EWG cannot avoid unless and until NRCS makes available the additional farm attribution data. Therefore, we have not included WRP payments in the 2010 data update.

Finally, we have separated data on farm commodity, disaster and conservation payments in order to provide a more accurate picture of top recipients and concentration of payments among the three main categories of USDA programs.

Sandy Lane Hutterian Brethren Inc received payments totaling \$831,263 from 1995 through 2010

Year	Conservation Subsidies	Disaster Subsidies	Commodity Subsidies	Total USDA Subsidies 1995-2010
1995	\$0	\$0	\$0	\$0
1996	\$0	\$0	\$0	\$0
1997	\$0	\$0	\$0	\$0
1998	\$0	\$0	\$0	\$0
1999	\$0	\$0	\$0	\$0
2000	\$0	\$0	\$0	\$0
2001	\$0	\$0	\$0	\$0
2002	\$0	\$0	\$0	\$0
2003	\$0	\$0	\$73,351	\$73,351
2004	\$0	\$0	\$95,814	\$95,814
2005	\$0	\$80,000	\$149,940	\$229,940
2006	\$0	\$0	\$63,248	\$63,248
2007	\$0	\$46,985	\$31,049	\$78,034
2008	\$0	\$18,805	\$40,000	\$58,805
2009	\$0	\$0	\$32,015	\$32,015
2010	\$70,823	\$93,173	\$36,060	\$200,056
Total	\$70,823	\$238,963	\$521,477	\$831,263

Crop Summary for Sandy Lane Hutterian Brethren Inc

Crop	Payments 1995-2010
Corn Subsidies**	\$341,308
Soybean Subsidies**	\$75,614
Wheat Subsidies**	\$30,513
Barley Subsidies**	\$5,918
Oat Subsidies**	\$48

Note: The information on conservation spending for 2010 is incomplete due to missing data from USDA's Natural Resource Conservation Service. Payment data currently are not included for the Environmental Quality Incentives Program, but will be added once NRCS makes it available.

The information provided for the Wetland Reserve Program (WRP) provides an inaccurate picture of how WRP payments are distributed. USDA's Natural Resource Conservation Service uses title companies as intermediaries to finalize wetlands easements under the Wetlands Reserve Program. As a result, the data provided to us shows large

USDA subsidy information for **Sandy Lane Hutterian Brethren Inc**

Payment Breakdown

Subsidy Program	Total Payments 1995-2010
Total USDA - Subsidies	\$831,263
<i>Subtotal, Farming Subsidies</i>	\$521,477
<i>Subtotal, Conservation Programs</i>	\$70,823
<i>Subtotal, Disaster Payments</i>	\$238,963

Commodity subsidy breakdown

Subsidy Program	Total Payments 1995-2010
Subtotal, Farming Subsidies	\$521,477
<i>Total Direct Payments</i>	\$240,000
Direct Payment - Corn	\$147,636
Direct Payment - Oats	\$48
Direct Payment - Soybeans	\$68,064
Direct Payment - Wheat	\$24,252
<i>Total Counter Cyclical Payments</i>	\$105,576
Counter Cyclical Payment - Corn	\$105,576
Counter Cyclical Payment - Oats	\$0
Counter Cyclical Payment - Soybeans	\$0
Counter Cyclical Payment - Wheat	\$0
<i>Average Crop Revenue Election Program (ACRE)</i>	\$68,075
ACRE - Direct Payments	\$61,350
ACRE - Revenue Support	\$6,725
<i>Loan Deficiency Payments</i>	\$107,826
Loan Deficiency - Barley	\$5,918
Loan Deficiency - Corn	\$88,096
Loan Deficiency - Soybeans	\$7,550
Loan Deficiency - Wheat	\$6,261

Conservation subsidy breakdown

Subsidy Program	Total Payments 1995-2010
Subtotal, Conservation Programs	\$70,823
<i>Conservation Reserve Program</i>	\$70,823

CRP - Annual Land Rental	\$20,567
CRP - Signing Incentive	\$50,000
CRP - Cost Share	\$256

Disaster subsidy breakdown

Subsidy Program	Total Payments 1995-2010
Subtotal, Disaster Payments	\$238,963
<i>Supplemental Revenue Assistance Payments Program</i>	\$79,226
SURE - Program Payments	\$46,082
SURE - 2010 Recovery Act Payments for Crop Year 2008	\$33,144
<i>Misc. Disaster Payments</i>	\$159,737
Crop Disaster - Program	\$145,790
2009 Crop Assistance Program	\$13,947

Note: The information on conservation spending for 2010 is incomplete due to missing data from USDA's Natural Resource Conservation Service. Payment data currently are not included for the Environmental Quality Incentives Program, but will be added once NRCS makes it available.

The information provided for the Wetland Reserve Program (WRP) provides an inaccurate picture of how WRP payments are distributed. USDA's Natural Resource Conservation Service uses title companies as intermediaries to finalize wetlands easements under the Wetlands Reserve Program. As a result, the data provided to us shows large sums of money going to these title companies. In reality, the payments are ultimately distributed to landowners participating in the WRP.

Unfortunately, NRCS has not provided the data to show where these farms and wetlands are located or which farmers or landowners are enrolling in the program, so EWG is unable to allocate these large sums of money to individuals beyond the title companies. Therefore, these companies skew the conservation rankings and payment concentration, which EWG cannot avoid unless and until NRCS makes available the additional farm attribution data. Therefore, we have not included WRP payments in the 2010 data update.

Finally, we have separated data on farm commodity, disaster and conservation payments in order to provide a more accurate picture of top recipients and concentration of payments among the three main categories of USDA programs.

USDA subsidy information for **Sandy Lane Hutterian Brethren Inc****Ownership shares for Sandy Lane Hutterian Brethren Inc**

Pick year for ownership information

USDA county office/Ownership:	Percentage Share*
Sandy Lane Hutterian Brethren Inc ownership information from 2008 Marshall County, South Dakota	
<u>Members Of Sandy Lane Colony</u>	100.00%

* According to USDA percentage shares for ownership may not reflect share of subsidy payments. EWG review shows that share information on file with USDA may not always equal 100 percent. Most recent percentage share information is from 2008. Future release of this information was barred by law in the 2008 Farm Bill.

Note: The information on conservation spending for 2010 is incomplete due to missing data from USDA's Natural Resource Conservation Service. Payment data currently are not included for the Environmental Quality Incentives Program, but will be added once NRCS makes it available.

The information provided for the Wetland Reserve Program (WRP) provides an inaccurate picture of how WRP payments are distributed. USDA's Natural Resource Conservation Service uses title companies as intermediaries to finalize wetlands easements under the Wetlands Reserve Program. As a result, the data provided to us shows large sums of money going to these title companies. In reality, the payments are ultimately distributed to landowners participating in the WRP.

Unfortunately, NRCS has not provided the data to show where these farms and wetlands are located or which farmers or landowners are enrolling in the program, so EWG is unable to allocate these large sums of money to individuals beyond the title companies. Therefore, these companies skew the conservation rankings and payment concentration, which EWG cannot avoid unless and until NRCS makes available the additional farm attribution data. Therefore, we have not included WRP payments in the 2010 data update.

Finally, we have separated data on farm commodity, disaster and conservation payments in order to provide a more accurate picture of top recipients and concentration of payments among the three main categories of USDA programs.

USDA subsidy information for **Members Of Sandy Lane Colony**

Recipient's ownership share(s)

Recipient:	County	Percentage Share*
	Marshall County, South Dakota	100.0 %
<u>Sandy Lane Hutterian Brethren Inc</u>	Marshall County, South Dakota	100.0 %
	Marshall County, South Dakota	100.0 %

* Most recent percentage share information is from 2008. According to USDA percentage shares for ownership may not reflect share of subsidy payments. EWG review shows that share information on file with USDA may not equal 100 percent.

Note: The information on conservation spending for 2010 is incomplete due to missing data from USDA's Natural Resource Conservation Service. Payment data currently are not included for the Environmental Quality Incentives Program, but will be added once NRCS makes it available.


The information provided for the Wetland Reserve Program (WRP) provides an inaccurate picture of how WRP payments are distributed. USDA's Natural Resource Conservation Service uses title companies as intermediaries to finalize wetlands easements under the Wetlands Reserve Program. As a result, the data provided to us shows large sums of money going to these title companies. In reality, the payments are ultimately distributed to landowners participating in the WRP.

Unfortunately, NRCS has not provided the data to show where these farms and wetlands are located or which farmers or landowners are enrolling in the program, so EWG is unable to allocate these large sums of money to individuals beyond the title companies. Therefore, these companies skew the conservation rankings and payment concentration, which EWG cannot avoid unless and until NRCS makes available the additional farm attribution data. Therefore, we have not included WRP payments in the 2010 data update.

Finally, we have separated data on farm commodity, disaster and conservation payments in order to provide a more accurate picture of top recipients and concentration of payments among the three main categories of USDA programs.

MELISSA DATA

1-800-MELISSA

[Products](#)[Solutions](#)[Downloads & Trials](#)[Support](#)[Resources](#)[Lookups](#)[Contact Us](#)[Sign In](#)[Cart](#)[Newsletters](#)[Search](#)[Free Lookups](#)[Home](#) > [Lookups](#) > **Nonprofit Organization Lookup**[Help](#)**24/7 NCOA^{Link} Automation - No Software Required**

Get your file processed and returned in hours, if not minutes.

[Upload File Now](#)Enter a 5-digit ZIP Code,
organization name or 9-digit Tax ID
[Submit](#)**Use this LookUp to:**

- Find information on over 1.4 million registered nonprofit organizations in the United States
- Get organization name, assets, income, and IRS subsection
- Select organization for contact name and address, type of foundation and organization
- Get deductibility status, classification, Form 990, and more

SANDY LANE HUTTERIAN BRETHREN INC

In Care of Name	JOHN WALDNER
	PO BOX 46
Address	BRITTON, SD 57430-0046
	MapG MapY MapV
IRS Subsection	501(d) - A religious and apostolic association.
Type of Organization	Corporation
Deductibility	Contributions are NOT deductible
Tax I.D. Number	900071114
Exempt Since	07-2003
Form 990 Requirement	Not required to file 990
Classification	Christian

Share with others information about this Nonprofit - like the web site, e-mail address, how to donate or any corrections to the data shown.

[Post a Message](#)[Messages](#)[How Can We Improve this Lookup?](#) | [Send to a Friend](#) | [Lookups Forum](#) | [Terms of Use](#)



EWG Farm Subsidy Database

Corporate Subsidy Recipients 1 to 1 of 1 in South Dakota

Business Name: **SHAMROCK HUTTERIAN**

Rank	Name	Location	Subsidy Total 1995-2010
1	<u>Shamrock Hutterian Brethren Inc</u>	Carpenter, SD 57322	\$ 566,418.92

Note: The information on conservation spending for 2010 is incomplete due to missing data from USDA's Natural Resource Conservation Service. Payment data currently are not included for the Environmental Quality Incentives Program, but will be added once NRCS makes it available.

The information provided for the Wetland Reserve Program (WRP) provides an inaccurate picture of how WRP payments are distributed. USDA's Natural Resource Conservation Service uses title companies as intermediaries to finalize wetlands easements under the Wetlands Reserve Program. As a result, the data provided to us shows large sums of money going to these title companies. In reality, the payments are ultimately distributed to landowners participating in the WRP.

Unfortunately, NRCS has not provided the data to show where these farms and wetlands are located or which farmers or landowners are enrolling in the program, so EWG is unable to allocate these large sums of money to individuals beyond the title companies. Therefore, these companies skew the conservation rankings and payment concentration, which EWG cannot avoid unless and until NRCS makes available the additional farm attribution data. Therefore, we have not included WRP payments in the 2010 data update.

Finally, we have separated data on farm commodity, disaster and conservation payments in order to provide a more accurate picture of top recipients and concentration of payments among the three main categories of USDA programs.

USDA subsidy information for **Shamrock Hutterian Brethren Inc****Addresses on file with USDA for Shamrock Hutterian Brethren Inc**

USDA county office from which subsidies were paid:	Subsidy Payments 1995-2010	Most recent address on file in USDA county office
Beadle County, South Dakota	\$566,419	Shamrock Hutterian Brethren Inc Carpenter, SD 57322
Total	\$566,419	

Note: The information on conservation spending for 2010 is incomplete due to missing data from USDA's Natural Resource Conservation Service. Payment data currently are not included for the Environmental Quality Incentives Program, but will be added once NRCS makes it available.

The information provided for the Wetland Reserve Program (WRP) provides an inaccurate picture of how WRP payments are distributed. USDA's Natural Resource Conservation Service uses title companies as intermediaries to finalize wetlands easements under the Wetlands Reserve Program. As a result, the data provided to us shows large sums of money going to these title companies. In reality, the payments are ultimately distributed to landowners participating in the WRP.

Unfortunately, NRCS has not provided the data to show where these farms and wetlands are located or which farmers or landowners are enrolling in the program, so EWG is unable to allocate these large sums of money to individuals beyond the title companies. Therefore, these companies skew the conservation rankings and payment concentration, which EWG cannot avoid unless and until NRCS makes available the additional farm attribution data. Therefore, we have not included WRP payments in the 2010 data update.

Finally, we have separated data on farm commodity, disaster and conservation payments in order to provide a more accurate picture of top recipients and concentration of payments among the three main categories of USDA programs.

Shamrock Hutterian Brethren Inc received payments totaling \$566,419 from 1995 through 2010

Year	Conservation Subsidies	Disaster Subsidies	Commodity Subsidies	Total USDA Subsidies 1995-2010
1995	\$0	\$0	\$0	\$0
1996	\$0	\$0	\$0	\$0
1997	\$0	\$0	\$0	\$0
1998	\$0	\$0	\$0	\$0
1999	\$0	\$0	\$71,873	\$71,873
2000	\$6,492	\$0	\$46,531	\$53,023
2001	\$403	\$0	\$53,951	\$54,354
2002	\$403	\$0	\$11,553	\$11,956
2003	\$403	\$0	\$29,688	\$30,091
2004	\$403	\$0	\$41,990	\$42,393
2005	\$403	\$30,632	\$109,032	\$140,067
2006	\$403	\$0	\$43,461	\$43,864
2007	\$403	\$22,131	\$28,596	\$51,130
2008	\$403	\$0	\$21,845	\$22,248
2009	\$437	\$0	\$22,356	\$22,793
2010	\$437	\$0	\$22,191	\$22,628
Total	\$10,590	\$52,763	\$503,066	\$566,419

Crop Summary for Shamrock Hutterian Brethren Inc

Crop	Payments 1995-2010
Corn Subsidies**	\$239,455
Soybean Subsidies**	\$148,638
Wheat Subsidies**	\$70,112
Sunflower Subsidies**	\$250
Oat Subsidies**	\$35
Sorghum Subsidies**	\$28
Barley Subsidies**	\$0

Note: The information on conservation spending for 2010 is incomplete due to missing data from USDA's Natural Resource Conservation Service. Payment data currently are not included for the Environmental Quality Incentives Program, but will be added once NRCS makes it available.

USDA subsidy information for **Shamrock Hutterian Brethren Inc****Payment Breakdown**

Subsidy Program	Total Payments 1995-2010
Total USDA - Subsidies	\$566,419
<i>Subtotal, Farming Subsidies</i>	\$503,066
<i>Subtotal, Conservation Programs</i>	\$10,590
<i>Subtotal, Disaster Payments</i>	\$52,763

Commodity subsidy breakdown

Subsidy Program	Total Payments 1995-2010
Subtotal, Farming Subsidies	\$503,066
<i>Total Direct Payments</i>	\$202,370
Direct Program Payments - 2008 Farm Bill	\$44,547
Direct Payment - Corn	\$82,099
Direct Payment - Oats	\$35
Direct Payment - Soybeans	\$70,844
Direct Payment - Sunflower	\$250
Direct Payment - Wheat	\$4,595
<i>Total Counter Cyclical Payments</i>	\$52,783
Counter Cyclical Payment - Corn	\$52,783
Counter Cyclical Payment - Oats	\$0
Counter Cyclical Payment - Soybeans	\$0
Counter Cyclical Payment - Wheat	\$0
<i>Production Flexibility Contracts</i>	\$31,376
Production Flexibility - Barley	\$0
Production Flexibility - Corn	\$1,440
Production Flexibility - Oats	\$0
Production Flexibility - Sorghum	\$14
Production Flexibility - Wheat	\$29,922
<i>Mkt. Loss Asst. - Commodity Crops</i>	\$32,810
Market Loss Assistance - Corn	\$945
Market Loss Assistance - Sorghum	\$14
Market Loss Assistance - Wheat	\$31,851
<i>Oilseed Program</i>	\$13,360

Oilseed Program - Soybean	\$13,360
<i>Loan Deficiency Payments</i>	\$129,887
Loan Deficiency - Corn	\$61,709
Loan Deficiency - Soybeans	\$64,434
Loan Deficiency - Wheat	\$3,744
<i>Total Commodity Certificates</i>	\$30,680
Commodity Certificates - Corn	\$30,680
<i>Marketing Loan Gains</i>	\$9,800
Market Gains Farm - Corn	\$9,800

Conservation subsidy breakdown

Subsidy Program	Total Payments 1995-2010
Subtotal, Conservation Programs	\$10,590
<i>Conservation Reserve Program</i>	\$10,590
CRP - Annual Land Rental	\$4,199
CRP - Practice Incentive	\$2,243
CRP - Signing Incentive	\$1,344
CRP - Cost Share	\$2,804

Disaster subsidy breakdown


Subsidy Program	Total Payments 1995-2010
Subtotal, Disaster Payments	\$52,763
<i>Misc. Disaster Payments</i>	\$52,763
Crop Disaster - Program	\$52,763

Note: The information on conservation spending for 2010 is incomplete due to missing data from USDA's Natural Resource Conservation Service. Payment data currently are not included for the Environmental Quality Incentives Program, but will be added once NRCS makes it available.

The information provided for the Wetland Reserve Program (WRP) provides an inaccurate picture of how WRP payments are distributed. USDA's Natural Resource Conservation Service uses title companies as intermediaries to finalize wetlands easements under the Wetlands Reserve Program. As a result, the data provided to us shows large sums of money going to these title companies. In reality, the payments are ultimately distributed to landowners participating in the WRP.

Unfortunately, NRCS has not provided the data to show where these farms and wetlands are located or which farmers or landowners are enrolling in the program, so EWG is unable to allocate these large sums of money to individuals beyond the title companies. Therefore, these companies skew the conservation rankings and payment concentration, which EWG cannot avoid unless and until NRCS makes available the additional farm attribution data. Therefore, we have not included WRP payments in the 2010 data update.

Finally, we have separated data on farm commodity, disaster and conservation payments in order to provide a more accurate picture of top recipients and concentration of payments among the three main categories of USDA programs.

USDA subsidy information for **Shamrock Hutterian Brethren Inc****Ownership shares for Shamrock Hutterian Brethren Inc**Pick year for ownership information 

USDA county office/Ownership:

Percentage
Share*

Shamrock Hutterian Brethren Inc
ownership information from 2010
Beadle County, South Dakota

Sam J Waldner	N/A*
David D Waldner	N/A*
Alvin S Waldner	N/A*
Samuel S Waldner	N/A*
Ted S Waldner	N/A*
Steve S Waldner	N/A*
Corny D Waldner	N/A*
Tony S Waldner	N/A*
Grace R Waldner	N/A*
Sarah J Waldner	N/A*
Margie D Waldner	N/A*
Michelle E Waldner	N/A*
Benjamin J Waldner	N/A*
Sarah D Waldner	N/A*
Kathy S Waldner	N/A*
Susanna D Waldner	N/A*
Valma M Waldner	N/A*
Claudia R Waldner	N/A*
Phoebe M Waldner	N/A*
Matthew D Waldner	N/A*
Joni C Waldner	N/A*
Connie R Waldner	N/A*
Levi W Waldner	N/A*
Kendra D Waldner	N/A*
Jaron E Waldner	N/A*
Tammy J Waldner	N/A*

<u>Emma J Waldner</u>	N/A*
<u>Jaimie M Waldner</u>	N/A*
<u>Jasiah Waldner</u>	N/A*
<u>Marianna S Waldner</u>	N/A*
<u>Samantha D Waldner</u>	N/A*
<u>Matilda Waldner</u>	N/A*
<u>Bertha J Waldner</u>	N/A*
<u>Lydia N Waldner</u>	N/A*
<u>Sarah A Waldner</u>	N/A*
<u>Cathrina Waldner</u>	N/A*
<u>Jonth T Waldner</u>	N/A*
<u>Anita M Waldner</u>	N/A*
<u>Jeanie Waldner</u>	N/A*
<u>Juanita J Waldner</u>	N/A*
<u>Clifford S Waldner</u>	N/A*
<u>Darwin Waldner</u>	N/A*
<u>Samuel D Waldner</u>	N/A*
<u>Brenda R Waldner</u>	N/A*
<u>Marlana M Waldner</u>	N/A*
<u>Naomi D Waldner</u>	N/A*
<u>Lucas J Waldner</u>	N/A*
<u>Allen D Waldner</u>	N/A*
<u>Krista S Waldner</u>	N/A*
<u>Victor J Waldner</u>	N/A*
<u>Nora R Waldner</u>	N/A*
<u>Dahlia Waldner</u>	N/A*
<u>Adriah Waldner</u>	N/A*
<u>Rhonda R Waldner</u>	N/A*
<u>Jacobi J Waldner</u>	N/A*
<u>Joann C Waldner</u>	N/A*
<u>Alexander Waldner</u>	N/A*
<u>Branden T Waldner</u>	N/A*
<u>Skyler S Waldner</u>	N/A*
<u>Susie J Wollman</u>	N/A*
<u>Marie A Waldner</u>	N/A*
<u>Tony D Waldner</u>	N/A*
<u>Jacob D Waldner</u>	N/A*
<u>Norman J Waldner</u>	N/A*
<u>Joseph D Waldner</u>	N/A*
<u>Linda D Waldner</u>	N/A*
<u>Sandrea Waldner</u>	N/A*
<u>Rebecca J Waldner</u>	N/A*

<u>Barbara Waldner</u>	N/A*
<u>Janet D Waldner</u>	N/A*
<u>Sirena Waldner</u>	N/A*
<u>Maggie D Waldner</u>	N/A*
<u>Anthony Lee Waldner</u>	N/A*

* According to USDA percentage shares for ownership may not reflect share of subsidy payments. EWG review shows that share information on file with USDA may not always equal 100 percent. Most recent percentage share information is from 2008. Future release of this information was barred by law in the 2008 Farm Bill.

Note: The information on conservation spending for 2010 is incomplete due to missing data from USDA's Natural Resource Conservation Service. Payment data currently are not included for the Environmental Quality Incentives Program, but will be added once NRCS makes it available.

The information provided for the Wetland Reserve Program (WRP) provides an inaccurate picture of how WRP payments are distributed. USDA's Natural Resource Conservation Service uses title companies as intermediaries to finalize wetlands easements under the Wetlands Reserve Program. As a result, the data provided to us shows large sums of money going to these title companies. In reality, the payments are ultimately distributed to landowners participating in the WRP.

Unfortunately, NRCS has not provided the data to show where these farms and wetlands are located or which farmers or landowners are enrolling in the program, so EWG is unable to allocate these large sums of money to individuals beyond the title companies. Therefore, these companies skew the conservation rankings and payment concentration, which EWG cannot avoid unless and until NRCS makes available the additional farm attribution data. Therefore, we have not included WRP payments in the 2010 data update.

Finally, we have separated data on farm commodity, disaster and conservation payments in order to provide a more accurate picture of top recipients and concentration of payments among the three main categories of USDA programs.

MELISSA DATA

1-800-MELISSA

[Products](#)[Solutions](#)[Downloads & Trials](#)[Sign In](#) | [Cart](#) | [Newsletters](#) | [Search](#)[Support](#)[Resources](#)[Lookups](#)[Contact Us](#)[Free Lookups](#)[Home](#) > [Lookups](#) > Nonprofit Organization Lookup[Help](#)**Got blank fields in your contact data? Fill 'em up with Data append services**[Start filling in the blanks now](#)Enter a 5-digit ZIP Code,
organization name or 9-digit Tax ID[Submit](#)

Use this LookUp to:

- Find information on over 1.4 million registered nonprofit organizations in the United States
- Get organization name, assets, income, and IRS subsection
- Select organization for contact name and address, type of foundation and organization
- Get deductibility status, classification, Form 990, and more

SHAMROCK HUTTERIAN BRETHREN INC

In Care of Name	ALVIN WALDNER
Address	19087 413TH AVE CARPENTER, SD 57322-8200 MapG MapY MapV
IRS Subsection	501(d) - A religious and apostolic association.
Type of Organization	Corporation
Deductibility	Contributions are NOT deductible
Tax I.D. Number	460450353
Exempt Since	03-1999
Form 990 Requirement	Not required to file 990
Classification	Religion Related, Spiritual Development N.E.C.

Share with others information about this Nonprofit - like the [web site](#), [e-mail address](#), how to donate or any corrections to the data shown.[Post a Message](#)**Messages**[How Can We Improve this Lookup?](#) | [Send to a Friend](#) | [Lookups Forum](#) | [Terms of Use](#)



EWG Farm Subsidy Database

Corporate Subsidy Recipients 1 to 1 of 1 in South Dakota

Business Name: **SILVER FOX HUTTERIAN**

Rank	Name	Location	Subsidy Total 1995-2010
1	<u>Silver Fox Hutterian Brethren Inc</u>	Frankfort, SD 57440	\$ 277,447.09

Note: The information on conservation spending for 2010 is incomplete due to missing data from USDA's Natural Resource Conservation Service. Payment data currently are not included for the Environmental Quality Incentives Program, but will be added once NRCS makes it available.

The information provided for the Wetland Reserve Program (WRP) provides an inaccurate picture of how WRP payments are distributed. USDA's Natural Resource Conservation Service uses title companies as intermediaries to finalize wetlands easements under the Wetlands Reserve Program. As a result, the data provided to us shows large sums of money going to these title companies. In reality, the payments are ultimately distributed to landowners participating in the WRP.

Unfortunately, NRCS has not provided the data to show where these farms and wetlands are located or which farmers or landowners are enrolling in the program, so EWG is unable to allocate these large sums of money to individuals beyond the title companies. Therefore, these companies skew the conservation rankings and payment concentration, which EWG cannot avoid unless and until NRCS makes available the additional farm attribution data. Therefore, we have not included WRP payments in the 2010 data update.

Finally, we have separated data on farm commodity, disaster and conservation payments in order to provide a more accurate picture of top recipients and concentration of payments among the three main categories of USDA programs.



USDA subsidy information for **Silver Fox Hutterian Brethren Inc**

Addresses on file with USDA for Silver Fox Hutterian Brethren Inc

USDA county office from which subsidies were paid:	Subsidy Payments 1995-2010	Most recent address on file in USDA county office
Kingsbury County, South Dakota	\$93,819	Silver Fox Hutterian Brethren Inc Frankfort, SD 57440
Spink County, South Dakota	\$183,628	Silver Fox Hutterian Brethren Inc Frankfort, SD 57440
Total	\$277,447	

Note: The information on conservation spending for 2010 is incomplete due to missing data from USDA's Natural Resource Conservation Service. Payment data currently are not included for the Environmental Quality Incentives Program, but will be added once NRCS makes it available.

The information provided for the Wetland Reserve Program (WRP) provides an inaccurate picture of how WRP payments are distributed. USDA's Natural Resource Conservation Service uses title companies as intermediaries to finalize wetlands easements under the Wetlands Reserve Program. As a result, the data provided to us shows large sums of money going to these title companies. In reality, the payments are ultimately distributed to landowners participating in the WRP.

Unfortunately, NRCS has not provided the data to show where these farms and wetlands are located or which farmers or landowners are enrolling in the program, so EWG is unable to allocate these large sums of money to individuals beyond the title companies. Therefore, these companies skew the conservation rankings and payment concentration, which EWG cannot avoid unless and until NRCS makes available the additional farm attribution data. Therefore, we have not included WRP payments in the 2010 data update.

Finally, we have separated data on farm commodity, disaster and conservation payments in order to provide a more accurate picture of top recipients and concentration of payments among the three main categories of USDA programs.



Silver Fox Hutterian Brethren Inc received payments totaling \$277,447 from 1995 through 2010

Year	Conservation Subsidies	Disaster Subsidies	Commodity Subsidies	Total USDA Subsidies 1995-2010
1995	\$0	\$0	\$0	\$0
1996	\$0	\$0	\$0	\$0
1997	\$0	\$0	\$0	\$0
1998	\$0	\$0	\$0	\$0
1999	\$0	\$0	\$0	\$0
2000	\$0	\$0	\$0	\$0
2001	\$0	\$0	\$0	\$0
2002	\$0	\$0	\$0	\$0
2003	\$0	\$0	\$0	\$0
2004	\$0	\$0	\$0	\$0
2005	\$0	\$0	\$156,009	\$156,009
2006	\$0	\$0	\$61,284	\$61,284
2007	\$0	\$20,154	\$40,000	\$60,154
2008	\$0	\$0	\$0	\$0
2009	\$0	\$0	\$0	\$0
2010	\$0	\$0	\$0	\$0
Total	\$0	\$20,154	\$257,293	\$277,447

Crop Summary for Silver Fox Hutterian Brethren Inc

Crop	Payments 1995-2010
Corn Subsidies**	\$200,162
Soybean Subsidies**	\$40,783
Wheat Subsidies**	\$14,679
Sunflower Subsidies**	\$1,510
Oat Subsidies**	\$125

Counties where payments were made from

County	Subsidy Payments 1995-2010
Kingsbury County, South Dakota	\$93,819
Spink County, South Dakota	\$183,628
Total	\$277,447

USDA subsidy information for **Silver Fox Hutterian Brethren Inc****Payment Breakdown**

Subsidy Program	Total Payments 1995-2010
Total USDA - Subsidies	\$277,447
<i>Subtotal, Farming Subsidies</i>	\$257,293
<i>Subtotal, Disaster Payments</i>	\$20,154

Commodity subsidy breakdown


Subsidy Program	Total Payments 1995-2010
Subtotal, Farming Subsidies	\$257,293
<i>Total Direct Payments</i>	\$117,212
Direct Payment - Corn	\$60,115
Direct Payment - Oats	\$125
Direct Payment - Soybeans	\$40,783
Direct Payment - Sunflower	\$1,510
Direct Payment - Wheat	\$14,679
<i>Total Counter Cyclical Payments</i>	\$34,933
Counter Cyclical Payment - Corn	\$34,933
<i>Loan Deficiency Payments</i>	\$74,999
Loan Deficiency - Corn	\$74,999
<i>Total Commodity Certificates</i>	\$30,115
Commodity Certificates - Corn	\$30,115
<i>Misc. Farm - Subsidies</i>	\$34
Interest Penalty Payments	\$34

Disaster subsidy breakdown

Subsidy Program	Total Payments 1995-2010
Subtotal, Disaster Payments	\$20,154
<i>Misc. Disaster Payments</i>	\$20,154
Crop Disaster - Program	\$20,154

Note: The information on conservation spending for 2010 is incomplete due to missing data from USDA's Natural Resource Conservation Service. Payment data currently are not included for the Environmental Quality Incentives Program, but will be added once NRCS makes it available.

The information provided for the Wetland Reserve Program (WRP) provides an inaccurate picture of how WRP payments are distributed. USDA's Natural Resource Conservation Service uses title companies as intermediaries to

USDA subsidy information for **Silver Fox Hutterian Brethren Inc****Ownership shares for Silver Fox Hutterian Brethren Inc**Pick year for ownership information **USDA county office/Ownership:****Percentage
Share*****Silver Fox Hutterian Brethren Inc
ownership information from 2008
Kingsbury County, South Dakota**Members Of Silver Fox Hutterian I**100.00%****Silver Fox Hutterian Brethren Inc
ownership information from 2008
Spink County, South Dakota**Members Of Silver Fox Hutterian I**100.00%**

* According to USDA percentage shares for ownership may not reflect share of subsidy payments. EWG review shows that share information on file with USDA may not always equal 100 percent. Most recent percentage share information is from 2008. Future release of this information was barred by law in the 2008 Farm Bill.

Note: The information on conservation spending for 2010 is incomplete due to missing data from USDA's Natural Resource Conservation Service. Payment data currently are not included for the Environmental Quality Incentives Program, but will be added once NRCS makes it available.

The information provided for the Wetland Reserve Program (WRP) provides an inaccurate picture of how WRP payments are distributed. USDA's Natural Resource Conservation Service uses title companies as intermediaries to finalize wetlands easements under the Wetlands Reserve Program. As a result, the data provided to us shows large sums of money going to these title companies. In reality, the payments are ultimately distributed to landowners participating in the WRP.

Unfortunately, NRCS has not provided the data to show where these farms and wetlands are located or which farmers or landowners are enrolling in the program, so EWG is unable to allocate these large sums of money to individuals beyond the title companies. Therefore, these companies skew the conservation rankings and payment concentration, which EWG cannot avoid unless and until NRCS makes available the additional farm attribution data. Therefore, we have not included WRP payments in the 2010 data update

Finally, we have separated data on farm commodity, disaster and conservation payments in order to provide a more accurate picture of top recipients and concentration of payments among the three main categories of USDA programs.

USDA subsidy information for **Members Of Silver Fox Hutterian I****Recipient's ownership share(s)**

Recipient:	County	Percentage Share*
<u>Silver Fox Hutterian Brethren Inc</u>	Kingsbury County, South Dakota	100.0 %
	Spink County, South Dakota	100.0 %
	Kingsbury County, South Dakota	100.0 %
	Spink County, South Dakota	100.0 %
	Kingsbury County, South Dakota	100.0 %
	Spink County, South Dakota	100.0 %

* Most recent percentage share information is from 2008. According to USDA percentage shares for ownership may not reflect share of subsidy payments. EWG review shows that share information on file with USDA may not equal 100 percent.

Note: The information on conservation spending for 2010 is incomplete due to missing data from USDA's Natural Resource Conservation Service. Payment data currently are not included for the Environmental Quality Incentives Program, but will be added once NRCS makes it available.

The information provided for the Wetland Reserve Program (WRP) provides an inaccurate picture of how WRP payments are distributed. USDA's Natural Resource Conservation Service uses title companies as intermediaries to finalize wetlands easements under the Wetlands Reserve Program. As a result, the data provided to us shows large sums of money going to these title companies. In reality, the payments are ultimately distributed to landowners participating in the WRP.

Unfortunately, NRCS has not provided the data to show where these farms and wetlands are located or which farmers or landowners are enrolling in the program, so EWG is unable to allocate these large sums of money to individuals beyond the title companies. Therefore, these companies skew the conservation rankings and payment concentration, which EWG cannot avoid unless and until NRCS makes available the additional farm attribution data. Therefore, we have not included WRP payments in the 2010 data update.

Finally, we have separated data on farm commodity, disaster and conservation payments in order to provide a more accurate picture of top recipients and concentration of payments among the three main categories of USDA programs.

USDA subsidy information for **Members Of Silver Fox Hutterian I**

Recipient's ownership share(s)

Recipient:	County	Percentage Share*
<u>Silver Fox Hutterian Brethren Inc</u>	Kingsbury County, South Dakota	100.0 %
	Spink County, South Dakota	100.0 %
	Kingsbury County, South Dakota	100.0 %
	Spink County, South Dakota	100.0 %
	Kingsbury County, South Dakota	100.0 %
	Spink County, South Dakota	100.0 %

* Most recent percentage share information is from 2008. According to USDA percentage shares for ownership may not reflect share of subsidy payments. EWG review shows that share information on file with USDA may not equal 100 percent.

Note: The information on conservation spending for 2010 is incomplete due to missing data from USDA's Natural Resource Conservation Service. Payment data currently are not included for the Environmental Quality Incentives Program, but will be added once NRCS makes it available.

The information provided for the Wetland Reserve Program (WRP) provides an inaccurate picture of how WRP payments are distributed. USDA's Natural Resource Conservation Service uses title companies as intermediaries to finalize wetlands easements under the Wetlands Reserve Program. As a result, the data provided to us shows large sums of money going to these title companies. In reality, the payments are ultimately distributed to landowners participating in the WRP.

Unfortunately, NRCS has not provided the data to show where these farms and wetlands are located or which farmers or landowners are enrolling in the program, so EWG is unable to allocate these large sums of money to individuals beyond the title companies. Therefore, these companies skew the conservation rankings and payment concentration, which EWG cannot avoid unless and until NRCS makes available the additional farm attribution data. Therefore, we have not included WRP payments in the 2010 data update.

Finally, we have separated data on farm commodity, disaster and conservation payments in order to provide a more accurate picture of top recipients and concentration of payments among the three main categories of USDA programs.

MELISSA DATA[Sign In](#) | [Cart](#) | [Newsletters](#) | [Search](#)

1-800-MELISSA

[Products](#)[Solutions](#)[Downloads & Trials](#)[Support](#)[Resources](#)[Lookups](#)[Contact Us](#)[Free Lookups](#)[Home](#) > [Lookups](#) > Nonprofit Organization Lookup[Help](#)

Looking for your next best customers?

B-2-C, B-2-B, or B-2-E, we've got your preferred mailing territory covered.

[Start Today](#)Enter a 5-digit ZIP Code,
organization name or 9-digit Tax ID**Use this LookUp to:**

- Find information on over 1.4 million registered nonprofit organizations in the United States
- Get organization name, assets, income, and IRS subsection
- Select organization for contact name and address, type of foundation and organization
- Get deductibility status, classification, Form 990, and more

SILVER FOX HUTTERIAN BRETHREN INC

In Care of Name	PAUL WIPF SR
Address	19606 COLLINS AVE IROQUOIS, SD 57353-5110 MapG MapY MapV
IRS Subsection	501(d) - A religious and apostolic association.
Type of Organization	Corporation
Deductibility	Contributions are NOT deductible
Tax I.D. Number	202395598
Exempt Since	07-2005
Form 990 Requirement	Not required to file 990
Classification	Christian

Share with others information about this Nonprofit - like the [web site](#), e-mail address, how to donate or any corrections to the data shown.[Messages](#)[How Can We Improve this Lookup?](#) | [Send to a Friend](#) | [Lookups Forum](#) | [Terms of Use](#)