

List of Evidence for Hutterite colonies as USDA farm subsidy recipients

Subject: Fairview Hutterian Association, Lamoure, ND 58458

(note: name not confirmed as a Hutterite colony)

Location by State: North Dakota

Form and Version of Evidence:

[Short Form for Original Evidence (Long Form) and New Evidence 1]

Timeframe of Evidence as Webpages: 2009-2011

Status: Investigation as EO (Exempt Organization)

Topic: Short Form includes Findings from Original Evidence (Long Form) and
New Evidence 1, and Conclusion from New Evidence 1

Section SF. List of Short Form of Evidence for OE and NE 1

- 1) EWG 'Search Result' and 'Farm Location(s)' webpages (10/26/2009) for data 1995-2006
Both from Environmental Working Group's Farm Subsidy Database - [<http://farm.ewg.org/>]
Evidence included: yes
- 2) EWG 'Ownership Interest(s)' webpage(s) (10/26/2009) for data 1995-2006
From Environmental Working Group's Farm Subsidy Database - [<http://farm.ewg.org/>]
Evidence included: yes
- 3) EWG dataset (7/21/2011) for data 1995-2010
From Environmental Working Group's Farm Subsidy Database - [<http://farm.ewg.org/>]
Evidence included: yes
- 4) IRS Exempt Organization (EO) data webpage(s) from [www.irs.gov]
EO File URL: [<http://www.irs.gov/taxstats/charitablestats/article/0,,id=97186,00.html>]
EO File Date (for OE): (12/7/2009 is date EO file was downloaded from IRS website to CD)
EO File Date (for NE 1): (not included)
Evidence included: yes
- 5) IRS EO/BMF Data Decoded page
Evidence included: yes
- 6) Melissa Data webpage(s) (10/26/2009) and (7/21/2011) from [www.melissadata.com]
Evidence included: yes
- 7) Manta data webpage(s) (10/26/2009) from [www.manta.com]
Evidence included: yes
- 8) Hutterite Surnames page
Evidence included: no
- 9) Hutterite Directory webpage(s) (10/26/2009)
From [www.cedrontech.com], or link from [www.hutterites.org]
Evidence included: yes
- 10) Contact Information page(s)
Evidence included: yes
- 11) MapQuest webpage(s) (5/26/2011) from [www.mapquest.com]
Evidence included: yes

Note:

All evidence has been introduced for the original evidence (long form) and/or the new evidence 1, except the 'Contact Information' page and the 'MapQuest' webpage which are introduced as evidence for the 'Short Form of Evidence for OE and NE 1'.

List of Evidence for Hutterite colonies as USDA farm subsidy recipients

Subject: Fairview Hutterian Association, Lamoure, ND 58458

Location by State: North Dakota

Status: Investigation as EO (Exempt Organization)

Topic: Findings, for Section LF and Section SF, Version 1

Findings (for Section LF and Section SF, Version 1):

1:

Fairview Hutterian Association fits a profile of a Hutterite colony but cannot confirm identity as a Hutterite colony and member of the Hutterian Brethren Church due to a lack of evidence.

Data for Fairview Hutterian Association that fits a profile of a Hutterite colony:

1) Name: Fairview Hutterian Association, Lamoure, ND 58458 (USDA farm subsidy recipient)

2) IRS EO/BMF data:

a) Name: Fairview Hutterian Brethren Association, Lamoure, ND 58458-9038

b) IRC Section:

1) IRM Table: 501(d) Apostolic and religious organization

2) SOI Table: 501(d) Apostolic and Religious Org.

3) FEEFHS/Hutterite colony data:

[Year Founded | Colony Name | Location: City (County) State/Province | Parent Colony

1971 | Fairview, North Dakota | LaMour (LaMoure) ND | Rockport, South Dakota

(note: a province or state has been added to the 'Colony Name' and 'Parent Colony' by FEEFHS for a flat file database for the Internet)]

4) Hutterite Directory (for Fairview Colony):

[Fairview, 9644 - 74th St. SE, La Moure, ND 58458-9038]

2:

IRS EO/BMF data found but the organization name is not the same as the USDA business name. The 2 names are similar and in the same location so there is a possibility that the 2 names are the same identity.

USDA Business Name and Location:

[Fairview Hutterian Association, Lamoure, ND 58458]

IRS Organization Name and Location:

[Fairview Hutterian Brethren Association, Lamoure, ND 58458-9038]

If the 2 names are the same identity then the IRC section '501(d) Apostolic and religious organization' and the ruling date 12/1994 indicate the organization received USDA farm subsidies during the timeframe 1995-2006 as a tax-exempt nonprofit religious organization.

3:

Comparison of IRS EO/BMF data with NCCS, Melissa Data, and TaxExemptWorld.com data:

[Data Date: (IRS 12/7/2009), (NCCS, Melissa Data, and TaxExemptWorld.com, 10/26/2009)]

[Data: EIN, Organization Name, Location by State, IRC Section, Ruling Date]

[237033115, Fairview Hutterian Brethren Association, ND, 501(d), 12/1994 = IRS]

[237033115, Fairview Hutterian Brethren Association, ND, 501(d), 1994..... = NCCS]

[237033115, Fairview Hutterian Brethren Association, ND, 501(d), 12-1994 = Melissa Data]

[no data....., Fairview Hutterian Brethren Association, ND, 501(d), 12/1994 =

TaxExemptWorld.com]

Comparison of data demonstrates all data is the same basic data.

4:

IRS EO/BMF data indicates the organization is not required to file Form 990. Data from NCCS,

Melissa Data, and TaxExemptWorld.com for the same organization indicates the organization is not required to file Form 990. The organization is classified as IRC section 501(d) and files Form 1065 so the data for Form 990 is correct.

NCCS data for organization name is the same as the IRS organization name and indicates the organization is active as of 10/26/09.

5:

Dataset for timeframe 1995-2006:

Identity of USDA farm subsidy recipient:

[Fairview Hutterian Association, Lamoure, ND 58458]

USDA farm subsidy total:

1) Subsidy Total 1995-2006: \$753,108.55 (note: exact calculation)

2) Subsidy Payments 1995-2006 Total: \$753,109 (note: rounded off calculation)

IRC Section: (unknown)

Ruling Date: (unknown)

Operating As: The organization fits a profile of a Hutterite colony but cannot confirm identity as a Hutterite colony due to a lack of evidence.

> Findings for Section NE 1, for:

[Fairview Hutterian Association, Lamoure, ND 58458]

(page 1)

1:

Refer to the original findings for Section LF for data. This findings includes updated data.

2(a):

The Melissa Data webpage data for [Fairview Hutterian Brethren Association] is the same for the new data from 7/21/2011 and the original data from 10/26/2009 found in Section LF.

2(b):

Comparison of Melissa Data data with [IRS EO/BMF data and Melissa Data data as original data from Section LF]:

[Data Date: (Melissa Data 7/21/2011), (IRS 12/7/2009, Melissa Data 10/26/2009)]

[Data: EIN, Organization Name, Location by State, IRC Section, Ruling Date]

[237033115, Fairview Hutterian Brethren Association, ND, 501(d), 12/1994 = IRS]

[237033115, Fairview Hutterian Brethren Association, ND, 501(d), 12-1994 = Melissa Data]

[237033115, Fairview Hutterian Brethren Association, ND, 501(d), 12-1994 = Melissa Data (7/21/2011)]

Comparison of data demonstrates all data is the same basic data.

2(c):

Melissa Data address comparison:

[Fairview Hutterian Brethren Association, 9644 74th St SE, Lamoure, ND 58458-9038 =

Melissa Data (10/26/2009)]

[Fairview Hutterian Brethren Association, 9644 74th St SE, Lamoure, ND 58458-9038 =

Melissa Data (7/21/2011)]

Comparison of data demonstrates the addresses are the same.

2(d):

The Employer Identification Number (EIN) from 2(b) is the same for all 3 datasets so the data is for the same organization. The comparison data for Melissa Data in 2(b) and 2(c) is the same from 7/21/2011 and 10/26/2009.

3:

IRS EO/BMF data (12/7/2009):

1) Name:

[Fairview Hutterian Brethren Association, 9644 74th St SE, Lamoure, ND 58458-9038]

2) Employer Identification Number (EIN): 237033115

3) IRC Section: 501(d) Apostolic and religious organization

4) Ruling Date: 12/1994

Melissa Data (7/21/2011):

1) Name:

[Fairview Hutterian Brethren Association, 9644 74th St SE, Lamoure, ND 58458-9038]

2) Tax I.D. Number: 237033115

3) IRS Subsection: 501(d) - A religious and apostolic association.

4) Exempt Since: 12-1994

> Findings for Section NE 1, for:

[Fairview Hutterian Association, Lamoure, ND 58458]

(page 2)

4:

Update for findings for IRS data (Section LF and Section NE 1):

a:

The IRS organization name is not the same as the USDA business name. The 2 names are similar and in the same location so there is a possibility that the 2 names are the same identity. If the 2 names are the same identity then the IRC section '501(d) Apostolic and religious organization' and the ruling date 12/1994 indicate the organization received USDA farm subsidies during the timeframe 1995-2010 as a tax-exempt nonprofit religious organization.

5:

Melissa Data can be established as a valid data source for IRS data from [Findings for documentation as evidence for Hutterite colonies as USDA farm subsidy recipients] that will establish that there are 100 organizations with IRS EO/BMF data and Melissa Data data with the same IRS Employer Identification Number (EIN) and Melissa Data data that can be converted to decoded IRS EO/BMF data, so the data is for the same organization.

> Conclusion for Section NE 1, for:

[Fairview Hutterian Association, Lamoure, ND 58458]

(page 1)

1:

This conclusion is a updated version of the original conclusion for Section LF so refer to this updated conclusion as the new conclusion for Section LF. This conclusion includes a updated dataset with data for timeframe 1995-2010.

2:

The IRS organization name is not the same as the USDA business name. The 2 names are similar and in the same location so there is a possibility that the 2 names are the same identity. If the 2 names are the same identity then the IRC section '501(d) Apostolic and religious organization' and the ruling date 12/1994 indicate the organization received USDA farm subsidies during the timeframe 1995-2010 as a tax-exempt nonprofit religious organization.

3:

Dataset for timeframe 1995-2010:

Identity of USDA farm subsidy recipient:

[Fairview Hutterian Association, Lamoure, ND 58458]

USDA farm subsidy total:

- 1) Subsidy Total 1995-2010: \$1,023,246.91 (note: exact calculation)
- 2) Subsidy Payments 1995-2010 Total: \$1,023,247 (note: rounded off calculation)
- 3) 'Summary' data shows that the farm subsidy payment data for the calculation of the USDA farm subsidy total for 1995-2010 applies to 1995-2010.

IRC Section: (unknown)

Ruling Date: (unknown)

Operating As: The organization fits a profile of a Hutterite colony but cannot confirm identity as a Hutterite colony due to a lack of evidence.

> Conclusion for Section NE 1, for:

[Fairview Hutterian Association, Lamoure, ND 58458]

(page 2)

4:

Recommendation:

> Step 1

Determine if organization is a Hutterite colony.

Name: Fairview Hutterian Association, Lamoure, ND 58458

IRS EO/BMF data:

[Fairview Hutterian Brethren Association, 9644 74th St SE, Lamoure, ND 58458-9038]

> Step 2

Determine IRS organization name as same identity as USDA business name.

USDA Business Name and Location:

[Fairview Hutterian Association, Lamoure, ND 58458]

IRS Organization Name and Address:

[Fairview Hutterian Brethren Association, 9644 74th St SE, Lamoure, ND 58458-9038]

> Step 3

If a determination of IRS organization name as same identity as USDA business name cannot be made then a investigation is necessary to find IRC section data from the IRS Business Master File (BMF) for:

Name: Fairview Hutterian Association, Lamoure, ND 58458

Timeframe for IRC section data: 1995-2010

Data from Section LF:

Manta data (1): Fairview Colony, 9644 74th St SE, Lamoure, ND 58458-9038

Manta data (2): Fairview Hutterian Brethern Assn, 9644 74th St Se, Lamoure, ND 58458

Hutterite Directory (for Fairview Colony):

[Fairview, 9644 - 74th St. SE, La Moure, ND 58458-9038]

environmental working group's Farm Subsidy Database



179,090,625

NEW 2007 Direct Payment Subsidy Overview

NEW Press Release

[2008 Farm Subsidy Database Update](#)

[2008 Summary](#)

[2008 News Release](#)

[EWG's Policy Analysis Database](#)



- [Full Disclosure: Who really benefits from federal farm subsidies](#)
- [What's in the new Farm Bill 2007 Database?](#)
- [New Farm Bill Web Site Generates Media Storm](#)

[Congressional District Ranking](#)

EWG Farm Subsidy Database

Corporate Subsidy Recipients 1 to 1 of 1 in North Dakota

Business Name: FAIRVIEW HUTTERIAN ASSOCIATION

Rank	Name	Location	Subsidy Total 1995-2006
1	Fairview Hutterian Association	Lamoure, ND 58458	\$ 753,108.55

Related Content

Farms Receiving Government

Payments

Speech: Farm Policy For The Rest of

Us

environmental working group's Farm Subsidy Database



179,090,983

NEW 2007 Direct Payment Subsidy Overview NEW Press Release

[2008 Farm Subsidy Database Update](#)

[2008 Summary](#)

[2008 News Release](#)

[EWG's Policy Analysis Database](#)

READ MULCH
Updates, commentary,
& your feedback

NEW!

- [Full Disclosure: Who really benefits from federal farm subsidies](#)
- [What's in the new Farm Bill 2007 Database?](#)
- [New Farm Bill Web Site Generates Media Storm](#)

[Congressional District Ranking](#)

Related Content

Farms Receiving Government

Payments

Speech: Farm Policy For The Rest of
Us

USDA subsidy information for Fairview Hutterian Association

Fairview Hutterian Association: [Summary](#) | [Programs](#) | [Programs by year](#) | [Farm Location\(s\)](#) | [Ownership Interest\(s\)](#)

Addresses on file with USDA for Fairview Hutterian Association

USDA county office from which subsidies were paid:	Subsidy Payments 1995-2006	Most recent address on file in USDA county office
Barnes County, North Dakota	\$77,828	Fairview Hutterian Association Lamoure, ND 58458
Dickey County, North Dakota	\$7,137	Fairview Hutterian Association Lamoure, ND 58458
LaMoure County, North Dakota	\$668,144	Fairview Hutterian Association Lamoure, ND 58458
Total	\$753,109	

environmental working group's Farm Subsidy Database



179,091,066

NEW 2007 Direct Payment Subsidy Overview

NEW Press Release

[2008 Farm Subsidy Database Update](#)

[2008 Summary](#)

[2008 News Release](#)

[EWG's Policy Analysis Database](#)

READ MULCH
Updates, commentary,
& your feedback



NEW!

- [Full Disclosure: Who really benefits from federal farm subsidies](#)
- [What's in the new Farm Bill 2007 Database?](#)
- [New Farm Bill Web Site Generates Media Storm](#)

[Congressional District Ranking](#)

Related Content

Farms Receiving Government

Payments

Speech: Farm Policy For The Rest of
Us

USDA subsidy information for Fairview Hutterian Association

[Fairview Hutterian Association: Summary](#) | [Programs](#) | [Programs by year](#) | [Farm Location\(s\)](#) | [Ownership Interest\(s\)](#)

Ownership shares for Fairview Hutterian Association

Pick year for ownership information

USDA county office/Ownership:	Percentage Share*
Fairview Hutterian Association ownership information from 2006 Barnes County, North Dakota	
Fairview Hutterian Assoc-members Lamoure, ND 58458	100.00 %
Fairview Hutterian Association ownership information from 2006 Dickey County, North Dakota	
Members/ Fairview Hutterian Assoc Lamoure, ND 58458	100.00 %
Fairview Hutterian Association ownership information from 2006 LaMoure County, North Dakota	
Members/ Fairview Hutterian Assoc Lamoure, ND 58458	100.00 %

* According to USDA percentage shares for ownership may not reflect share of subsidy payments. EWG review shows that share information on file with USDA may not always equal 100 percent.

environmental working group's Farm Subsidy Database



179,091,130

NEW 2007 Direct Payment Subsidy Overview NEW Press Release

[2008 Farm Subsidy Database Update](#)

[2008 Summary](#)

[2008 News Release](#)

[EWG's Policy Analysis Database](#)

READ MULCH

Updates, commentary,
& your feedback



NEW!

- [Full Disclosure: Who really benefits from federal farm subsidies](#)
- [What's in the new Farm Bill 2007 Database?](#)
- [New Farm Bill Web Site Generates Media Storm](#)

[Congressional District Ranking](#)

USDA subsidy information for Fairview Hutterian Assoc-members

Fairview Hutterian Assoc-members: [Farm Location\(s\)](#) | [Recipient ownership share\(s\)](#)

Recipient's ownership share(s)

Recipient:	County	Percentage Share*
	Barnes County, North Dakota	100.0 %
Fairview Hutterian Association	Dickey County, North Dakota	0.0 %
	LaMoure County, North Dakota	0.0 %

* Percentage share information is from 2006. According to USDA percentage shares for ownership may not reflect share of subsidy payments. EWG review shows that share information on file with USDA may not equal 100 percent.

Related Content

Farms Receiving Government

Payments

Speech: Farm Policy For The Rest of

Us

environmental working group's Farm Subsidy Database



179,091,259

NEW 2007 Direct Payment Subsidy Overview NEW Press Release

[2008 Farm Subsidy Database Update](#)

[2008 Summary](#)

[2008 News Release](#)

[EWG's Policy Analysis Database](#)

READ MULCH
Updates, commentary,
& your feedback



NEW!

- [Full Disclosure: Who really benefits from federal farm subsidies](#)
- [What's in the new Farm Bill 2007 Database?](#)
- [New Farm Bill Web Site Generates Media Storm](#)

[Congressional District Ranking](#)

Related Content

Farms Receiving Government

Payments

Speech: Farm Policy For The Rest of

Us

USDA subsidy information for Members/ Fairview Hutterian Assoc

Members/ Fairview Hutterian Assoc: [Farm Location\(s\)](#) | [Recipient ownership share\(s\)](#)

Recipient's ownership share(s)

Recipient:	County	Percentage Share*
	Barnes County, North Dakota	0.0 %
Fairview Hutterian Association	Dickey County, North Dakota	100.0 %
	LaMoure County, North Dakota	0.0 %

* Percentage share information is from 2006. According to USDA percentage shares for ownership may not reflect share of subsidy payments. EWG review shows that share information on file with USDA may not equal 100 percent.

environmental working group's Farm Subsidy Database



179,091,359

NEW 2007 Direct Payment Subsidy Overview NEW Press Release

[2008 Farm Subsidy Database Update](#)

[2008 Summary](#)

[2008 News Release](#)

[EWG's Policy Analysis Database](#)

READ MULCH
Updates, commentary,
& your feedback

NEW!

- [Full Disclosure: Who really benefits from federal farm subsidies](#)
- [What's in the new Farm Bill 2007 Database?](#)
- [New Farm Bill Web Site Generates Media Storm](#)

[Congressional District Ranking](#)

Related Content

Farms Receiving Government

Payments

Speech: Farm Policy For The Rest of

Us

USDA subsidy information for Members/ Fairview Hutterian Assoc

Members/ Fairview Hutterian Assoc: [Farm Location\(s\)](#) | [Recipient ownership share\(s\)](#)

Recipient's ownership share(s)

Recipient:	County	Percentage Share*
	Barnes County, North Dakota	0.0 %
Fairview Hutterian Association	Dickey County, North Dakota	0.0 %
	LaMoure County, North Dakota	100.0 %

* Percentage share information is from 2006. According to USDA percentage shares for ownership may not reflect share of subsidy payments. EWG review shows that share information on file with USDA may not equal 100 percent.



EWG Farm Subsidy Database

Corporate Subsidy Recipients **1** to **1** of **1** in North Dakota

Business Name: **FAIRVIEW HUTTERIAN ASSOCIATION**

Rank	Name	Location	Subsidy Total 1995-2010
1	<u>Fairview Hutterian Association</u>	Lamoure, ND 58458	\$ 1,023,246.91

Note: The information on conservation spending for 2010 is incomplete due to missing data from USDA's Natural Resource Conservation Service. Payment data currently are not included for the Environmental Quality Incentives Program, but will be added once NRCS makes it available.

The information provided for the Wetland Reserve Program (WRP) provides an inaccurate picture of how WRP payments are distributed. USDA's Natural Resource Conservation Service uses title companies as intermediaries to finalize wetlands easements under the Wetlands Reserve Program. As a result, the data provided to us shows large sums of money going to these title companies. In reality, the payments are ultimately distributed to landowners participating in the WRP.

Unfortunately, NRCS has not provided the data to show where these farms and wetlands are located or which farmers or landowners are enrolling in the program, so EWG is unable to allocate these large sums of money to individuals beyond the title companies. Therefore, these companies skew the conservation rankings and payment concentration, which EWG cannot avoid unless and until NRCS makes available the additional farm attribution data. Therefore, we have not included WRP payments in the 2010 data update.

Finally, we have separated data on farm commodity, disaster and conservation payments in order to provide a more accurate picture of top recipients and concentration of payments among the three main categories of USDA programs.



USDA subsidy information for **Fairview Hutterian Association**

Addresses on file with USDA for Fairview Hutterian Association

USDA county office from which subsidies were paid:	Subsidy Payments 1995-2010	Most recent address on file in USDA county office
LaMoure County, North Dakota	\$879,336	Fairview Hutterian Association Lamoure, ND 58458
Barnes County, North Dakota	\$103,026	Fairview Hutterian Association Lamoure, ND 58458
Dickey County, North Dakota	\$40,886	Fairview Hutterian Association Lamoure, ND 58458
Total	\$1,023,247	

Note: The information on conservation spending for 2010 is incomplete due to missing data from USDA's Natural Resource Conservation Service. Payment data currently are not included for the Environmental Quality Incentives Program, but will be added once NRCS makes it available.

The information provided for the Wetland Reserve Program (WRP) provides an inaccurate picture of how WRP payments are distributed. USDA's Natural Resource Conservation Service uses title companies as intermediaries to finalize wetlands easements under the Wetlands Reserve Program. As a result, the data provided to us shows large sums of money going to these title companies. In reality, the payments are ultimately distributed to landowners participating in the WRP.

Unfortunately, NRCS has not provided the data to show where these farms and wetlands are located or which farmers or landowners are enrolling in the program, so EWG is unable to allocate these large sums of money to individuals beyond the title companies. Therefore, these companies skew the conservation rankings and payment concentration, which EWG cannot avoid unless and until NRCS makes available the additional farm attribution data. Therefore, we have not included WRP payments in the 2010 data update.

Finally, we have separated data on farm commodity, disaster and conservation payments in order to provide a more accurate picture of top recipients and concentration of payments among the three main categories of USDA programs.



Fairview Hutterian Association received payments totaling **\$1,023,247** from 1995 through 2010

Year	Conservation Subsidies	Disaster Subsidies	Commodity Subsidies	Total USDA Subsidies 1995-2010
1995	\$573	\$0	\$2,229	\$2,802
1996	\$0	\$0	\$1,244	\$1,244
1997	\$0	\$0	\$2,626	\$2,626
1998	\$0	\$0	\$18,130	\$18,130
1999	\$0	\$0	\$82,782	\$82,782
2000	\$0	\$0	\$104,588	\$104,588
2001	\$0	\$0	\$112,793	\$112,793
2002	\$0	\$0	\$25,550	\$25,550
2003	\$0	\$0	\$64,744	\$64,744
2004	\$0	\$23,014	\$73,709	\$96,723
2005	\$0	\$52,335	\$118,518	\$170,853
2006	\$0	\$0	\$70,273	\$70,273
2007	\$0	\$0	\$37,116	\$37,116
2008	\$0	\$19,514	\$37,089	\$56,603
2009	\$0	\$0	\$53,482	\$53,482
2010	\$0	\$102,679	\$20,258	\$122,937
Total	\$573	\$197,542	\$825,132	\$1,023,247

Crop Summary for Fairview Hutterian Association

Crop	Payments 1995-2010
Corn Subsidies**	\$425,816
Wheat Subsidies**	\$126,586
Soybean Subsidies**	\$102,971
Dairy Program Subsidies	\$94,744
Barley Subsidies**	\$22,190
Sunflower Subsidies**	\$5,687
Oat Subsidies**	\$852
Mustard Seed Subsidies**	\$121

Counties where payments were made from

County	Subsidy Payments 1995-2010
--------	----------------------------

LaMoure County, North Dakota	\$879,336
Barnes County, North Dakota	\$103,026
Dickey County, North Dakota	\$40,886
Total	\$1,023,247

Note: The information on conservation spending for 2010 is incomplete due to missing data from USDA's Natural Resource Conservation Service. Payment data currently are not included for the Environmental Quality Incentives Program, but will be added once NRCS makes it available.

The information provided for the Wetland Reserve Program (WRP) provides an inaccurate picture of how WRP payments are distributed. USDA's Natural Resource Conservation Service uses title companies as intermediaries to finalize wetlands easements under the Wetlands Reserve Program. As a result, the data provided to us shows large sums of money going to these title companies. In reality, the payments are ultimately distributed to landowners participating in the WRP.

Unfortunately, NRCS has not provided the data to show where these farms and wetlands are located or which farmers or landowners are enrolling in the program, so EWG is unable to allocate these large sums of money to individuals beyond the title companies. Therefore, these companies skew the conservation rankings and payment concentration, which EWG cannot avoid unless and until NRCS makes available the additional farm attribution data. Therefore, we have not included WRP payments in the 2010 data update.

Finally, we have separated data on farm commodity, disaster and conservation payments in order to provide a more accurate picture of top recipients and concentration of payments among the three main categories of USDA programs.

USDA subsidy information for **Fairview Hutterian Association****Payment Breakdown**

Subsidy Program	Total Payments 1995-2010
Total USDA - Subsidies	\$1,023,247
<i>Subtotal, Farming Subsidies</i>	\$825,132
<i>Subtotal, Conservation Programs</i>	\$573
<i>Subtotal, Disaster Payments</i>	\$197,542

Commodity subsidy breakdown

Subsidy Program	Total Payments 1995-2010
Subtotal, Farming Subsidies	\$825,132
<i>Total Direct Payments</i>	\$220,588
Direct Program Payments - 2008 Farm Bill	\$24,078
Direct Payment - Barley	\$6,195
Direct Payment - Corn	\$83,739
Direct Payment - Mustard Seed	\$121
Direct Payment - Oats	\$5
Direct Payment - Soybeans	\$40,153
Direct Payment - Sunflower	\$5,399
Direct Payment - Wheat	\$60,898
<i>Total Counter Cyclical Payments</i>	\$48,743
Counter Cyclical Payment - Barley	\$1,379
Counter Cyclical Payment - Corn	\$47,364
Counter Cyclical Payment - Soybeans	\$0
Counter Cyclical Payment - Wheat	\$0
<i>Average Crop Revenue Election Program (ACRE)</i>	\$21,903
ACRE - Direct Payments	\$10,196
ACRE - Revenue Support	\$11,707
<i>Production Flexibility Contracts</i>	\$68,886
Production Flexibility - Barley	\$8,302
Production Flexibility - Corn	\$26,228
Production Flexibility - Oats	\$447
Production Flexibility - Wheat	\$33,909
<i>Mkt. Loss Asst. - Commodity Crops</i>	\$57,815

Market Loss Assistance - Barley	\$6,292
Market Loss Assistance - Corn	\$19,344
Market Loss Assistance - Oats	\$400
Market Loss Assistance - Wheat	\$31,779
<i>Market Loss Assistance - Non-commodity</i>	\$19,262
Market Loss Assistance - Dairy	\$19,262
<i>Oilseed Program</i>	\$5,006
Oilseed Program - Soybean	\$5,006
<i>Deficiency Payments</i>	\$1,225
Advance Deficiency - Barley	\$412
Deficiency - Barley	\$-390
Advance Deficiency - Corn	\$592
Deficiency - Corn	\$611
<i>Loan Deficiency Payments</i>	\$208,399
Loan Deficiency - Corn	\$178,092
Loan Deficiency - Soybeans	\$30,020
Loan Deficiency - Sunflower	\$288
<i>Total Commodity Certificates</i>	\$5,654
Commodity Certificates - Corn	\$5,401
Commodity Certificates - Soybeans	\$253
<i>Marketing Loan Gains</i>	\$91,985
Market Gains Farm - Corn	\$64,446
Market Gains Farm - Soybeans	\$27,539
<i>Total Dairy Program</i>	\$75,482
Milk Income Loss Contract Payment	\$59,237
Milk Income Loss Transitional Payment	\$9,841
Dairy Economic Loss Assistance Program	\$6,404
<i>Misc. Farm - Subsidies</i>	\$184
Interest Penalty Payments	\$184

Conservation subsidy breakdown

Subsidy Program	Total Payments 1995-2010
Subtotal, Conservation Programs	\$573
<i>Agricultural Conservation Program</i>	\$573
ACP - Regular	\$573

Disaster subsidy breakdown

Subsidy Program	Total Payments 1995-2010
Subtotal, Disaster Payments	\$197,542
<i>Supplemental Revenue Assistance Payments Program</i>	\$91,894
SURE - Program Payments	\$47,033
SURE - 2010 Recovery Act Payments for Crop Year 2008	\$44,861


<i>Misc. Disaster Payments</i>	\$105,648
Crop Disaster - Program	\$94,863
2009 Crop Assistance Program	\$10,785

Note: The information on conservation spending for 2010 is incomplete due to missing data from USDA's Natural Resource Conservation Service. Payment data currently are not included for the Environmental Quality Incentives Program, but will be added once NRCS makes it available.

The information provided for the Wetland Reserve Program (WRP) provides an inaccurate picture of how WRP payments are distributed. USDA's Natural Resource Conservation Service uses title companies as intermediaries to finalize wetlands easements under the Wetlands Reserve Program. As a result, the data provided to us shows large sums of money going to these title companies. In reality, the payments are ultimately distributed to landowners participating in the WRP.

Unfortunately, NRCS has not provided the data to show where these farms and wetlands are located or which farmers or landowners are enrolling in the program, so EWG is unable to allocate these large sums of money to individuals beyond the title companies. Therefore, these companies skew the conservation rankings and payment concentration, which EWG cannot avoid unless and until NRCS makes available the additional farm attribution data. Therefore, we have not included WRP payments in the 2010 data update.

Finally, we have separated data on farm commodity, disaster and conservation payments in order to provide a more accurate picture of top recipients and concentration of payments among the three main categories of USDA programs.

USDA subsidy information for **Fairview Hutterian Association****Ownership shares for Fairview Hutterian Association**Pick year for ownership information 

USDA county office/Ownership:

Percentage
Share***Fairview Hutterian Association**
ownership information from 2010
LaMoure County, North DakotaMembers/ Fairview Hutterian Assoc

N/A*

* According to USDA percentage shares for ownership may not reflect share of subsidy payments. EWG review shows that share information on file with USDA may not always equal 100 percent. Most recent percentage share information is from 2008. Future release of this information was barred by law in the 2008 Farm Bill.

Note: The information on conservation spending for 2010 is incomplete due to missing data from USDA's Natural Resource Conservation Service. Payment data currently are not included for the Environmental Quality Incentives Program, but will be added once NRCS makes it available.

The information provided for the Wetland Reserve Program (WRP) provides an inaccurate picture of how WRP payments are distributed. USDA's Natural Resource Conservation Service uses title companies as intermediaries to finalize wetlands easements under the Wetlands Reserve Program. As a result, the data provided to us shows large sums of money going to these title companies. In reality, the payments are ultimately distributed to landowners participating in the WRP.

Unfortunately, NRCS has not provided the data to show where these farms and wetlands are located or which farmers or landowners are enrolling in the program, so EWG is unable to allocate these large sums of money to individuals beyond the title companies. Therefore, these companies skew the conservation rankings and payment concentration, which EWG cannot avoid unless and until NRCS makes available the additional farm attribution data. Therefore, we have not included WRP payments in the 2010 data update.

Finally, we have separated data on farm commodity, disaster and conservation payments in order to provide a more accurate picture of top recipients and concentration of payments among the three main categories of USDA programs.

USDA subsidy information for **Members/ Fairview Hutterian Assoc**

Recipient's ownership share(s)

Recipient:	County	Percentage Share*
	Barnes County, North Dakota	100.0 %
	Dickey County, North Dakota	100.0 %
	LaMoure County, North Dakota	0.0 %
	Barnes County, North Dakota	100.0 %
<u>Fairview Hutterian Association</u>	Dickey County, North Dakota	100.0 %
	LaMoure County, North Dakota	0.0 %
	Barnes County, North Dakota	100.0 %
	Dickey County, North Dakota	100.0 %
	LaMoure County, North Dakota	0.0 %

* Most recent percentage share information is from 2008. According to USDA percentage shares for ownership may not reflect share of subsidy payments. EWG review shows that share information on file with USDA may not equal 100 percent.

Note: The information on conservation spending for 2010 is incomplete due to missing data from USDA's Natural Resource Conservation Service. Payment data currently are not included for the Environmental Quality Incentives Program, but will be added once NRCS makes it available.

The information provided for the Wetland Reserve Program (WRP) provides an inaccurate picture of how WRP payments are distributed. USDA's Natural Resource Conservation Service uses title companies as intermediaries to finalize wetlands easements under the Wetlands Reserve Program. As a result, the data provided to us shows large sums of money going to these title companies. In reality, the payments are ultimately distributed to landowners participating in the WRP.

Unfortunately, NRCS has not provided the data to show where these farms and wetlands are located or which farmers or landowners are enrolling in the program, so EWG is unable to allocate these large sums of money to individuals beyond the title companies. Therefore, these companies skew the conservation rankings and payment concentration, which EWG cannot avoid unless and until NRCS makes available the additional farm attribution data. Therefore, we have not included WRP payments in the 2010 data update.

Finally, we have separated data on farm commodity, disaster and conservation payments in order to provide a more accurate picture of top recipients and concentration of payments among the three main categories of USDA programs.

450236350FAIRVIEW CEMETERY ASSOCIATION
 PO BOX 7151 BISMARCK ND58507-715100001331
 19430510090000000050100000020080333010 03000000000653580000000074114
 0000000074114
 450276024FAIRVIEW CEMETERY ASSOCIATION
 PO BOX 611 WAHPETON ND58074-061100001332
 19621110090090100010100000020090343010 03000000001492630000000043530
 0000000030392
 237033115FAIRVIEW HUTTERIAN BRETHREN ASSOCIATION
 9644 74TH ST SE LAMOURE ND58458-903800004031
 1994122000030000000101000000 00000 12
 450448414FAITH ALTERNATIVE CHRISTIAN EDUCATION
 PO BOX 607 DICKINSON ND58602-060700000331
 1998071150300000000132000000 99020 06
 B99Z
 911819668FAITH CHRISTIAN SCHOOL
 4991 75TH ST SE LEHR ND58460-914300000331
 2000051110000000000101000000 03020 06
 B20
 450413578FAITH CHURCH
 PO BOX 1144 WAHPETON ND58074-114417290397
 196504110059927602501000000 00060 12
 562632794FAITH EVANGELICAL CHURCH
 3730 47TH AVE SE MEDINA ND58467-930221460397
 1971021100010000000501000000 00060 12
 450450418FAITH EVANGELICAL CHURCH
 RR 1 BOX 17B MEDINA ND58467-000021460397
 1971021100010000000501000000 00060 12
 731729286FAITH EVANGELICAL CHURCH
 ROLAND KOENIG PO BOX 173 UNDERWOOD %
 ND58576-017317290397 196504010059927602501000000 00060 12
 450373751FAITH EVANGELICAL FREE CHURCH
 1400 24TH AVE S GRAND FORKS ND58201-673517290397
 196504110059927602501000000 00060 12
 450445578FAITH EVANGELICAL FREE CHURCH
 RT 1 BOX 5A GRAFTON ND58237-000017290391
 196504110059927602501000000 00060 12
 450373098FAITH EVANGELICAL FREE CHURCH OF GRACE CITY
 PO BOX 22 FOSTER ND58445-002200000337
 1983111100010000000101000000 00060 12
 760847572FAITH IN ACTION HEALTH COALITION %
 MICHELLE HARDY PO BOX 380 CAVALIER
 ND58220-038000000331 200706115000000000010120101220081233010
 120000000006262200000000091285 00000000091285 P80
 450375654FAITH LUTHERAN BRETHREN CHURCH OF DICKINSON NORTH DAKOTA INC
 PO BOX 535 DICKINSON ND58602-053500000337
 1984011100010000000101000000 00060 12
 450426837FAITH LUTHERAN CHURCH
 420 DIVISION AVE INKSTER ND58244-442393860397
 1988041100010000000101000000 00060 12
 450305192FAITH LUTHERAN CHURCH
 PO BOX 310 STANLEY ND58784-031093860397
 1988041100010000000101000000 00060 12
 450407873FAITH LUTHERAN CHURCH
 PO BOX 180 TOWNER ND58788-018017090397
 1941071100010290000501000000 00060 12

IRS EO/BMF Data Decoded

Subject: Fairview Hutterian Association, Lamoure, ND 58458

EO/BMF Name: Fairview Hutterian Brethren Association

EO File URL: [http://www.irs.gov/taxstats/charitablestats/article/0,,id=97186,00.html]

EO File by State: North Dakota

EO File MS-DOS Name: EO_ND.EXE

EO File Updated: 11-12-09

EO File Date: 12/7/09

EO File EO/BMF Data Sequence:

237033115FAIRVIEW HUTTERIAN BRETHREN ASSOCIATION

9644 74TH ST SE

LAMOURE

ND58458-903800004031

199412200003000000101000000

00000

12

Note:


The font of this data sequence, as Times New Roman, is not the same as the font of the original EO/BMF data so the spacing steps of this data sequence may be different from the original EO/BMF data. The data fields are the same as the original EO/BMF data.

EO/BMF data sequence decoded for EIN, IRC Section, and Ruling Date:

<u>EO/BMF Data</u>	<u>EO/BMF Data Field</u>
237033115	Employer Identification Number (EIN)
FAIRVIEW HUTTERIAN BRETHREN ASSOCIATION	Primary Name of Organization
(no data)	In Care of Name (CO) (if present)
9644 74TH ST SE	Street Address
LAMOURE	City
ND	State
58458-9038	Zip Code (note: Zip+4)
0000	Group Exemption Number (GEN)
40	Subsection Code (SS)
3	Affiliation Code (AF)
1	Classification Code(s) (CL)
199412	Ruling Date (RD)

<u>Subsection Code</u>	<u>Classification Code</u>	<u>IRC Section (IRM Table)</u>	<u>IRC Section (SOI Table)</u>
40	1	501(d) Apostolic and religious organization	501(d) Apostolic and Religious Org.

<u>Ruling Date Data</u>	<u>Ruling Date Data Form</u>	<u>Ruling Date</u>
199412	YYYYMM (year and month)	12/1994



Ouch!
Your last mailing didn't do so well?
Want to try again with the help of an **Address Verification Tool?**
Request your risk-free trial now!


Nonprofit Organization Lookup

Enter a 5-digit ZIP Code, organization name or 9-digit Tax ID

FAIRVIEW HUTTERIAN BRETHREN ASSOCIATION	
Address	9644 74TH ST SE LAMOURE, ND 58458-9038 MapG MapY MapV
IRS Subsection	501(d) - A religious and apostolic association.
Type of Organization	Corporation
Deductibility	Contributions are NOT deductible
Tax I.D. Number	237033115
Exempt Since	12-1994
Form 990 Requirement	Not required to file 990
Activity #1	Religious order
Share with others information about this Nonprofit - like the web site, e-mail address, how to donate or any corrections to the data shown. <input type="button" value="Post a Message"/>	

Messages

[How Can We Improve this Lookup?](#) | [Email to a Friend](#) | [Lookups Forum](#) | [Terms of Use](#)



Ouch!

Your last mailing didn't do so well?

Want to try again with the help of an Address Verification Tool?

Request your risk-free trial now!

Nonprofit Organization Lookup

Help

Index

Enter a 5-digit ZIP Code, organization name or 9-digit Tax ID

Submit

FAIRVIEW HUTTERIAN BRETHERN ASSOCIATION	
Address	9644 74TH ST SE LAMOURE, ND 58458-9038 MapG MapY MapV
IRS Subsection	501(d) - A religious and apostolic association.
Type of Organization	Corporation
Deductibility	Contributions are NOT deductible
Tax I.D. Number	237033115
Exempt Since	12-1994
Form 990 Requirement	Not required to file 990
Activity #1	Religious order
Share with others information about this Nonprofit - like the web site, e-mail address, how to donate or any corrections to the data shown.	
Post a Message	

Messages

[How Can We Improve this Lookup?](#) | [Email to a Friend](#) | [Lookups Forum](#) | [Terms of Use](#)

[Sign In](#) | [Cart](#) | [Newsletters](#) | [Search](#)

1-800-MELISSA

[Products](#)[Solutions](#)[Downloads & Trials](#)[Support](#)[Resources](#)[Lookups](#)[Contact Us](#)[Free Lookups](#)[Home](#) > [Lookups](#) > Nonprofit Organization Lookup[Help](#)

13+ data quality tools for developers

1-800-MELISSA

[click here to download your free trials >>](#)

Enter a 5-digit ZIP Code,
organization name or 9-digit Tax ID

Use this LookUp to:


- Find information on over 1.4 million registered nonprofit organizations in the United States
- Get organization name, assets, income, and IRS subsection
- Select organization for contact name and address, type of foundation and organization
- Get deductibility status, classification, Form 990, and more

FAIRVIEW HUTTERIAN BRETHREN ASSOCIATION**9644 74TH ST SE**Address **LAMOURE, ND 58458-9038**[MapG](#) [MapY](#) [MapV](#)IRS Subsection **501(d) - A religious and apostolic association.**Type of Organization **Corporation**Deductibility **Contributions are NOT deductible**Tax I.D. Number **237033115**Exempt Since **12-1994**Form 990 Requirement **Not required to file 990****Activity #1 Religious order**

Share with others information about this Nonprofit - like the web site, e-mail address, how to donate or any corrections to the data shown.


Messages

[How Can We Improve this Lookup?](#) | [Send to a Friend](#) | [Lookups Forum](#) | [Terms of Use](#)



Find out why **Priority Mail®**
Flat Rate Boxes are *A simpler way to ship.*

[LEARN MORE ▶](#)



©2009 United States Postal Service. Eagle symbol and logotype are registered trademarks of the United States Postal Service.

[Home](#) | [About Us](#) | [myManta](#) | [FAQ](#) | [View Cart](#) | [My Profile](#)

Login:

[Not a member? Learn more.](#)

Monday, Oct. 26, 2009
63,778,867 companies



**Is Your Company on
Manta? Lock in a Top Spot.**

COMPANIES: U.S., Australia, Canada, U.K., Worldwide

RESOURCES: Video, Jobs, Reports, White Papers | JOIN US: Twitter, Facebook

U.S. business name, category, location...

Search

BUSINESS CENTERS: Small Biz, Sales Expertise, HR, Travel, Career, Tech

U.S. » Lamoure, ND » Associations/Non-Profits » Religious Organizations » Nonchurch Religious Organizations » Fairview Colony

Fairview Colony (Dakota Country Trucks*)

Is this your company?

9644 74th St SE
Lamoure, ND 58458-9038

Phone: (701) 883-5487

Website: Information not found (?)

[Claim This Profile](#)

These Members Work Here



Do you?
SAY SO

Ads by Google

Best Prices of Season top yields- low cost per acre Responsible Nutrient Management

Rubber Tracks Quality Durable Rubber Tracks Public Wholesaler 888-688-4826

The ads are not affiliated with Fairview Colony

Business Categories

Agricultural Products in Lamoure, ND

Religious Organization Dairy Farm Hog Farm Or Feedlot Turkey/Turkey Egg Farm*, All Other

Miscellaneous Crop Farming

Fairview Colony Business Information [Claim This Profile](#)

Fairview Colony is a private company categorized under Nonchurch Religious Organizations and located in Lamoure, ND. Current estimates show this company has an annual revenue of \$1 to 2.5 million and employs a staff of approximately 10 to 19.

Also Does Business As

Dakota Country Trucks*

HQ, Branch or Single Location

Single Location

Annual Sales (Estimated) [View Details](#)**Employees** (Estimated)

10 to 19

D&B: 40*

Rubber Tracks

Qualitly Durable Rubber Tracks Public
Wholesaler 888-688-4826
titantracks.com

Wholesale China Products

Wholesale Products From ChinaOnline
Fast Delivery, China Wholesale.
www.TradeTang.com/China_Wholesale

Agricultural Products

Find more sources/options for
Agricultural Products
www.webcrawler.com

Ads by Google

SIC Code and Description [View Details](#)**NAICS Code and Description**

111998, All Other Miscellaneous Crop
Farming

Products, Services and Brands

Information not found (?)

State of Incorporation

Information not found

Years in Business

40*

Experian Business Reports

Find Company
Credit Info, Filings,
Liens & More: Free
Record Search.

Experian.com/Business-Reports**Company Contacts**

Contact Name	Gender	
Sam Wipf, President	M	Claim This Profile

Click on the [reports tab](#) at the top of the page to research company background, detailed company profile, credit and financial reports for Fairview Colony.

*Data provided by D&B. © Dun and Bradstreet, Inc. All rights Reserved.

Related Links

Other companies named
Fairview Colony

Companies in this industry

Jobs in Lamoure, ND

Recent Visitors

Companies by Location: Lamoure, North Dakota

[Privacy Policy](#) | [Refund Policy](#) | [Contact Manta](#) | [Advertise](#) | [Featured Listings](#) | [Terms & Conditions](#) | [Site Map](#) | [Partners](#)

BRING THE WORLD'S #1 SALES APPLICATION TO YOUR BUSINESS.

Free CRM webinar on Nov. 4th hosted by Dell and salesforce.com

REGISTER NOW
[Home](#) | [About Us](#) | [myManta](#) | [FAQ](#) | [View Cart](#) | [My Profile](#)

Login:

Not a member? [Learn more.](#)
 Monday, Oct. 26, 2009
 63,778,867 companies

New! Premium Report
Search Now on Manta

COMPANIES: U.S., Australia, Canada, U.K., Worldwide

RESOURCES: Video, Jobs, Reports, White Papers | JOIN US: Twitter, Facebook

U.S. business name, category, location...

Search

BUSINESS CENTERS: Small Biz, Sales Expertise, HR, Travel, Career, Tech

 U.S. » Lamoure, ND » Associations/Non-Profits » Religious Organizations » Churches » Fairview
 Hutterian Brethern Assn
Fairview Hutterian Brethern Assn

Is this your company?

These Members Work Here

 9644 74th St Se
 Lamoure, ND 58458
Phone: (701) 883-4457**Website:** Information not found (?)[Claim This Profile](#)
Do you?
 SAY SO

Ads by Google

[Pfizer Acquires Wyeth](#) Pfizer & Wyeth Are Now One. Working Together for a Healthier World.[Solar - Manufacture Sites](#) Low, Predictable Electric Bills. Pay as You Go with a Solar PPA.[Study Permaculture in CA](#) Learn sustainability, design & community leadership at RDI

The ads are not affiliated with Fairview Hutterian Brethern Assn

Business Categories

Religious organizations in Lamoure, ND

Religious Organization/Farming, Religious Organizations

Fairview Hutterian Brethern Assn Business Information [Claim This Profile](#)

Fairview Hutterian Brethern Assn is a private company categorized under Churches and located in Lamoure, ND. Our records show it was established in 1969 and incorporated in North Dakota. Current estimates show this company has an annual revenue of \$5,000,000 and employs a staff of approximately 35.

Also Does Business As

Information not found (?)

HQ, Branch or Single Location

Single Location

[Ads by Google](#)

Annual Sales (Estimated)

 [View Details](#)

Employees (Estimated)

35

Experian Business Reports

Find Company Credit Info, Filings, Liens & More: Free Record Search.

Experian.com/Business-Reports

Experian Business Reports

Find Company Credit Info, Filings, Liens & More: Free Record Search.

Experian.com/Business-Reports

SIC Code and Description

 [View Details](#)

NAICS Code and Description

813110, Religious Organizations

Products, Services and Brands

Information not found (?)

State of Incorporation

North Dakota

Years in Business

40

Company Contacts

Contact Name	Gender	
Sam Wipf, President	—	Claim This Profile

Click on the [reports tab](#) at the top of the page to research company background, detailed company profile, credit and financial reports for Fairview Hutterian Brethern Assn.

Data above provided by D&B. © Dun and Bradstreet, Inc. All rights Reserved.

Related Links

Other companies named Fairview Hutterian Brethern Assn

[Companies in this industry](#)

[Jobs in Lamoure, ND](#)

Recent Visitors

 **YOU**
JOIN NOW

Companies by Location: Lamoure, North Dakota

[Home](#)[Notifications](#)[Reach Us](#)

Keep our server humming, [Donate](#).

HUTTERITE CONTACTS

GO TO MAIN INDEX

- s Fairview, La Moure, ND 58458-9038
- s Forest River, Fordville, ND 58231-9525
- s Maple River, Fullerton, ND 58441-9774
- s Spring Creek, Forbes, ND 58439-9027
- s Sundale, Milnor, ND 58060-9645
- s Willowbank, Edgeley, ND 58433

Fairview Schmiedeleut Group 2

9644 - 74th St. SE

La Moure, ND 58458-9038

Established From Rockport, Alexandria, SD 57311-7201

[Google Map](#)

Manager Jonathan Wipf Jr.

701-883-4457

fax 4407

Minister Samuel Wipf

701-883-5782

Truck Shop 4400

fax 4497

Shop 4229

fax 4219

Switchboard 701-883-5800

Missing info? Suggestion? Let us know:

Optionally introduce yourself.

Name

Organization

Email

☐ I expect a reply.

Contact Information for Hutterite colonies as USDA farm subsidy recipients
Subject: Fairview Hutterian Association, Lamoure, ND 58458
(note: name not confirmed as a Hutterite colony)

Contact Information for [Fairview Hutterian Association, Lamoure, ND 58458]

1) IRS EO/BMF data

Address:

Fairview Hutterian Brethren Association
9644 74th St SE
Lamoure, ND 58458-9038

2) Manta data (1)

Phone: [701-883-5487]

Address:

Fairview Colony
9644 74th St SE
Lamoure, ND 58458-9038

3) Manta data (2)

Phone: [701-883-4457]

Address:

Fairview Hutterian Brethern Assn
9644 74th St Se
Lamoure, ND 58458

4) Hutterite Directory

Phone:

- 1) Samuel Wipf, Minister: [701-883-5782]
- 2) Jonathan Wipf Jr., Manager: [701-883-4457]
- 3) Switchboard: [701-883-5800]

Address:

Fairview Colony
9644 - 74th St. SE
La Moure, ND 58458-9038

Address verification results from [www.melissadata.com]:

1) For (1) IRS EO/BMF data: address verified

2) For (2) Manta data (1): address verified

3) For (3) Manta data (2):

Address verified for:

9644 74th St SE
Lamoure, ND 58458-9038

4) For (4) Hutterite Directory:

Address verified for:

9644 74th St SE
Lamoure, ND 58458-9038

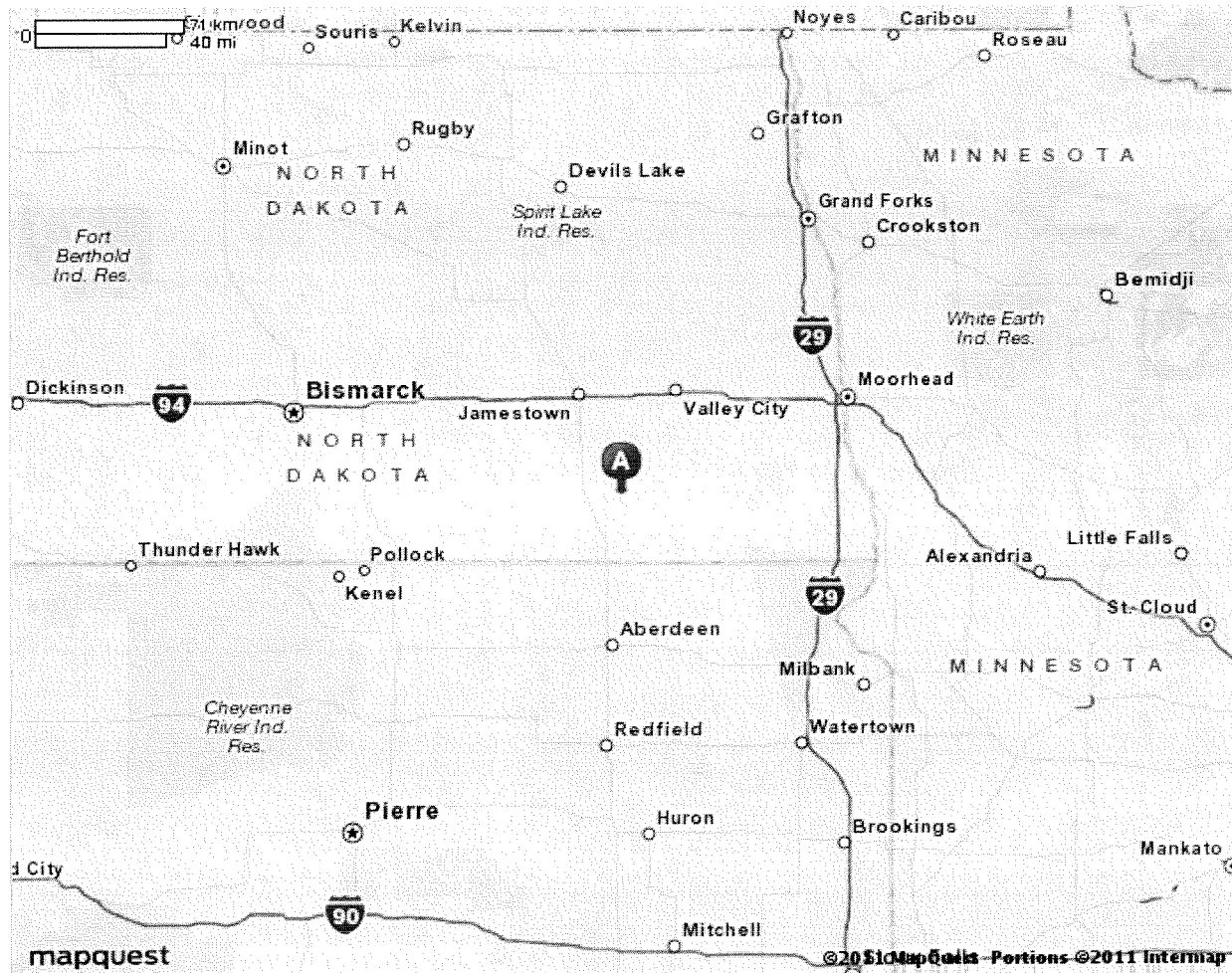


MAPQUEST

Notes

Map of Fairview Colony

9644 74th St SE, Lamoure, ND 58458 -
(701) 883-5487



All rights reserved. Use subject to [License/Copyright](#) | [Map Legend](#)

Directions and maps are informational only. We make no warranties on the accuracy of their content, road conditions or route usability or expeditiousness. You assume all risk of use. MapQuest and its suppliers shall not be liable to you for any loss or delay resulting from your use of MapQuest. Your use of MapQuest means you agree to our [Terms of Use](#)

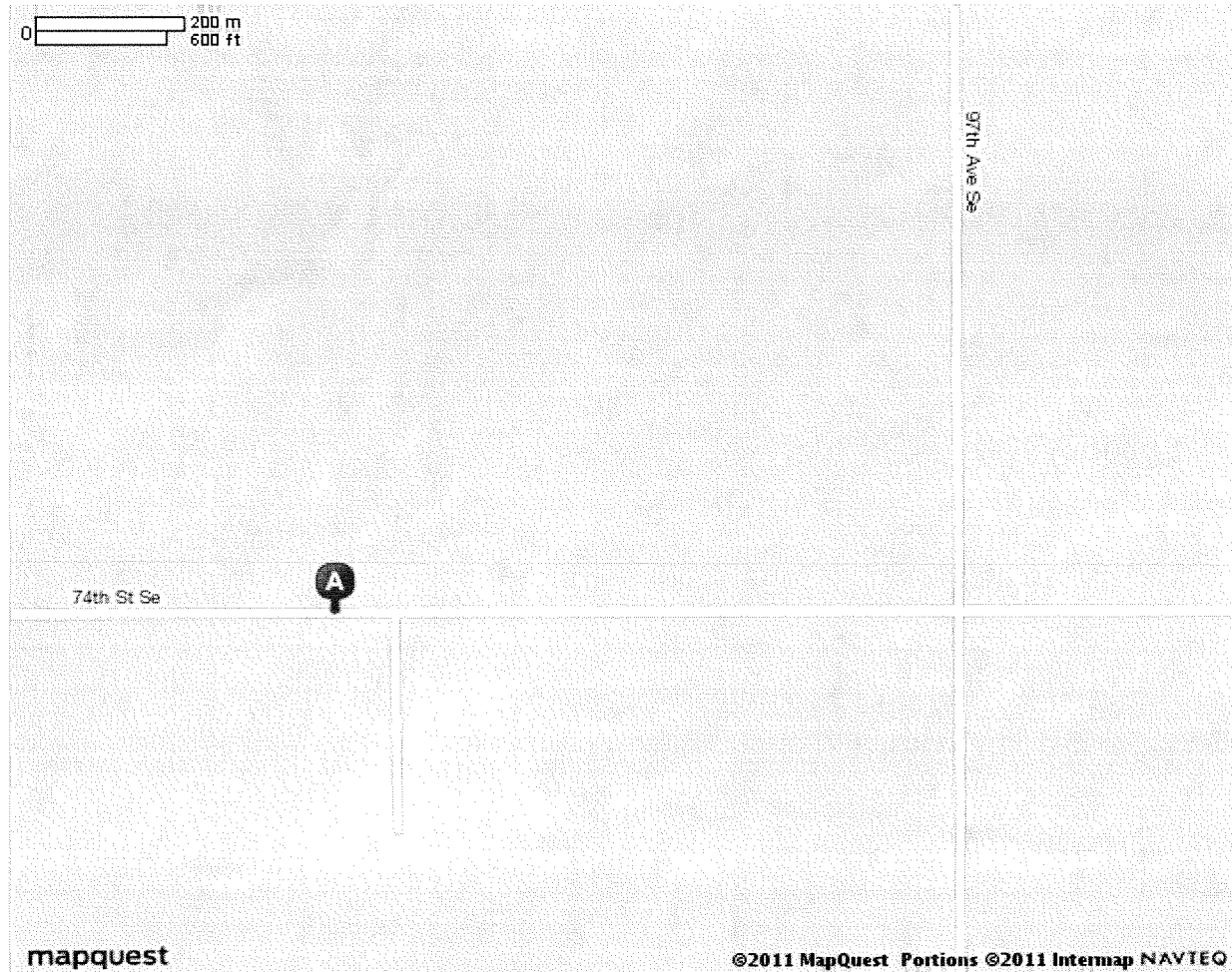


MAPQUEST

Map of Fairview Colony

9644 74th St SE, Lamoure, ND 58458 -
(701) 883-5487

Notes



[All rights reserved. Use subject to License/Copyright](#) | [Map Legend](#)

Directions and maps are informational only. We make no warranties on the accuracy of their content, road conditions or route usability or expeditiousness. You assume all risk of use. MapQuest and its suppliers shall not be liable to you for any loss or delay resulting from your use of MapQuest. Your use of MapQuest means you agree to our [Terms of Use](#)

**MAPQUEST.****Map of Fairview Colony**

9644 74th St SE, Lamoure, ND 58458 -
(701) 883-5487

Notes



[All rights reserved. Use subject to License/Copyright](#) | [Map Legend](#)

Directions and maps are informational only. We make no warranties on the accuracy of their content, road conditions or route usability or expeditiousness. You assume all risk of use. MapQuest and its suppliers shall not be liable to you for any loss or delay resulting from your use of MapQuest. Your use of MapQuest means you agree to our [Terms of Use](#)



MAPQUEST.

Notes

Trip to Fairview Colony

9644 74th St SE, Lamoure, ND 58458 -

(701) 883-5487

120.78 miles - about 2 hours 9 minutes



Fargo, ND



1. Start out going **WEST** on **1ST AVE N** toward **ROBERTS ST N.**

go 0.4 mi



2. Turn **LEFT** onto **UNIVERSITY DR N / US-81-BR S.**

go 1.9 mi



3. Merge onto **I-94 W / US-52 W** toward **I-29 / BISMARCK.**

go 62.7 mi



4. Take the **ND-1 S** exit, **EXIT 288**, toward **VERONA / OAKES.**

go 0.3 mi



5. Turn **LEFT** onto **ND-1 / 113TH AVE SE.** Continue to follow **ND-1.**

go 38.0 mi



6. Turn **RIGHT** onto **ND-13.**

go 16.0 mi



7. Turn **LEFT** onto **CR-62.**

go 1.0 mi



8. Turn **LEFT** onto **74TH ST SE.**

go 0.4 mi



9. **9644 74TH ST SE** is on the **RIGHT.**

go 0.0 mi

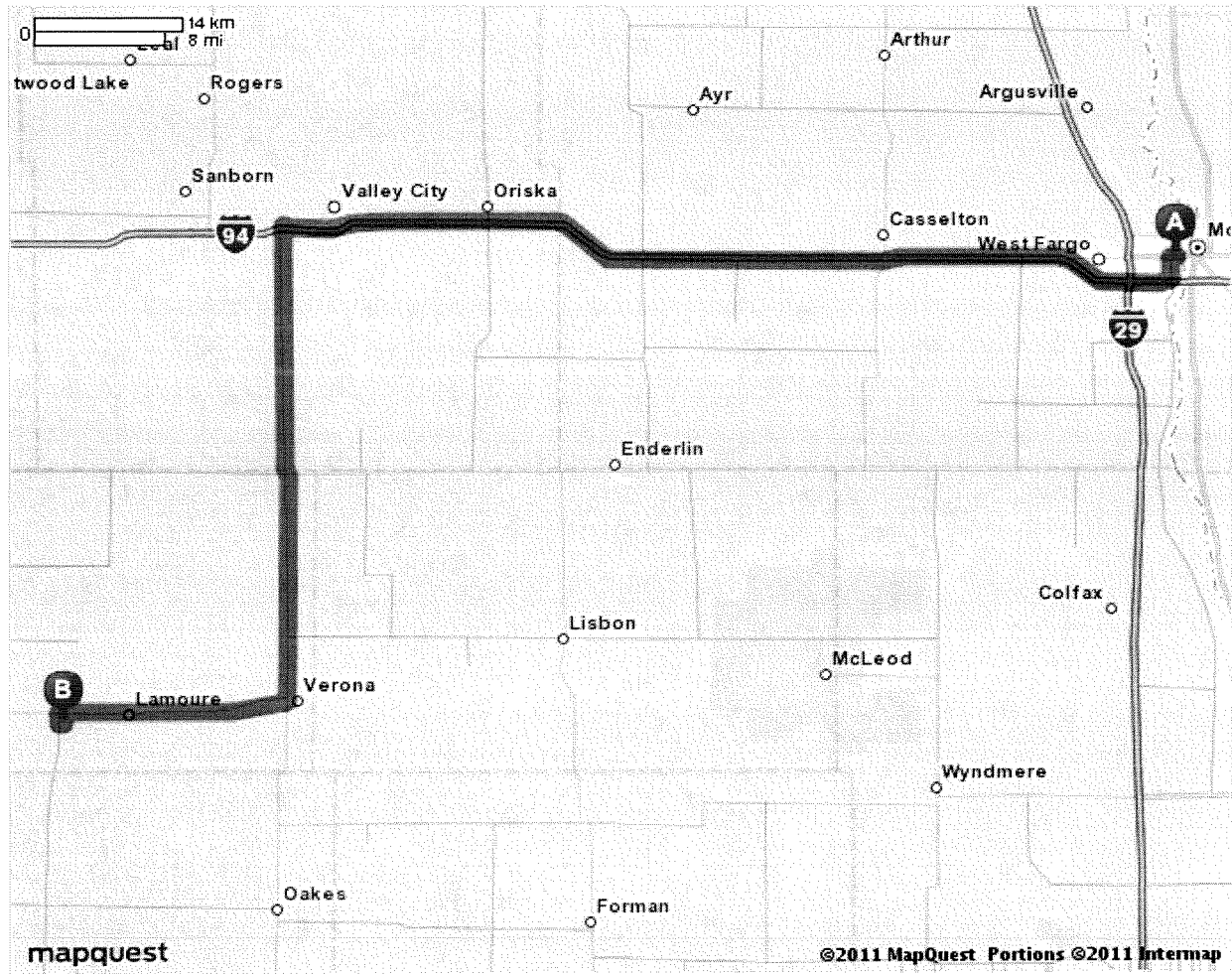


Fairview Colony - (701) 883-5487

9644 74th St SE, Lamoure, ND 58458

Total Travel Estimate : 120.78 miles - about 2 hours 9 minutes

Route Map [Hide](#)



All rights reserved. Use subject to [License/Copyright](#) | [Map Legend](#)

Directions and maps are informational only. We make no warranties on the accuracy of their content, road conditions or route usability or expeditiousness. You assume all risk of use. MapQuest and its suppliers shall not be liable to you for any loss or delay resulting from your use of MapQuest. Your use of MapQuest means you agree to our [Terms of Use](#)

List of Evidence for Hutterite colonies as USDA farm subsidy recipients

Subject: Forest River Colony Prtshp, Fordville, ND 58231

Location by State: North Dakota

Form and Version of Evidence:

[Short Form for Original Evidence (Long Form) and New Evidence 1]

Timeframe of Evidence as Webpages: 2009-2011

Status: Investigation as EO (Exempt Organization)

Topic: Short Form includes Findings from Original Evidence (Long Form) and
New Evidence 1, and Conclusion from New Evidence 1

Section SF. List of Short Form of Evidence for OE and NE 1

- 1) EWG 'Search Result' and 'Farm Location(s)' webpages (10/26/2009) for data 1995-2006
Both from Environmental Working Group's Farm Subsidy Database - [<http://farm.ewg.org/>]
Evidence included: yes
- 2) EWG 'Ownership Interest(s)' webpage(s) (10/26/2009) for data 1995-2006
From Environmental Working Group's Farm Subsidy Database - [<http://farm.ewg.org/>]
Evidence included: yes
- 3) EWG dataset (7/21/2011) for data 1995-2010
From Environmental Working Group's Farm Subsidy Database - [<http://farm.ewg.org/>]
Evidence included: yes
- 4) IRS Exempt Organization (EO) data webpage(s) from [www.irs.gov]
EO File URL: (not included)
EO File Date (for OE): (not included)
EO File Date (for NE 1): (not included)
Evidence included: no
- 5) IRS EO/BMF Data Decoded page
Evidence included: no
- 6) Melissa Data webpage(s) from [www.melissadata.com]
Evidence included: no
- 7) Manta data webpage(s) (10/26/2009) from [www.manta.com]
Evidence included: yes
- 8) Hutterite Surnames page
Evidence included: yes
- 9) Hutterite Directory webpage(s) (10/26/2009)
From [www.cedrontech.com], or link from [www.hutterites.org]
Evidence included: yes
- 10) Contact Information page(s)
Evidence included: yes
- 11) MapQuest webpage(s) (5/26/2011) from [www.mapquest.com]
Evidence included: yes

Note:

All evidence has been introduced for the original evidence (long form) and/or the new evidence 1, except the 'Contact Information' page and the 'MapQuest' webpage which are introduced as evidence for the 'Short Form of Evidence for OE and NE 1'.

List of Evidence for Hutterite colonies as USDA farm subsidy recipients

Subject: Forest River Colony Prtshp, Fordville, ND 58231

Location by State: North Dakota

Status: Investigation as EO (Exempt Organization)

Topic: Findings, for Section LF and Section SF, Version 1

Findings (for Section LF and Section SF, Version 1):

1:

Forest River Colony Prtshp is confirmed as a Hutterite colony and member of the Hutterian Brethren Church based on data for ID as a Hutterite colony. The addition of 'Prtshp' at the end of the name is probably a reference to Partnership. Forest River Colony is a recognized Hutterite colony, Hutterite surnames are found at Forest River Colony Prtshp, and Forest River Colony is included in the Hutterite Directory.

Data for Forest River Colony Prtshp for ID as a Hutterite colony:

1) Name: Forest River Colony Prtshp, Fordville, ND 58231

2) EWG/USDA ownership shares data, Hutterite Surnames: Hofer, Maendel, Stahl, Waldner

3) FEEFHS/Hutterite colony data:

[Year Founded | Colony Name | Location: City (County) State/Province | Parent Colony

1950 | Forest River, North Dakota | Fordville (Walsh) ND | New Rosedale, Manitoba

(note: a province or state has been added to the 'Colony Name' and 'Parent Colony' by FEEFHS for a flat file database for the Internet)]

4) Hutterite Directory (for Forest River Colony):

[Forest River, 4068 35th Ave NE, Fordville, ND 58231-9525]

2:

IRS EO/BMF data not found so do not know IRC section.

3:

Different Business Names:

1) Manta data:

[Forest River Colony & Salvage also does business as Forest Rver Clny Elmntary Schl,
Midway School District 128]

4:

Dataset for timeframe 1995-2006:

Identity of USDA farm subsidy recipient:

[Forest River Colony Prtshp, Fordville, ND 58231]

USDA farm subsidy total:

1) Subsidy Total 1995-2006: \$1,611,256.50 (note: exact calculation)

2) Subsidy Payments 1995-2006 Total: \$1,611,257 (note: rounded off calculation)

IRC Section: (unknown)

Ruling Date: (unknown)

Operating As: Hutterite colony

> Findings for Section NE 1, for:

[Forest River Colony Prtshp, Fordville, ND 58231]

(page 1)

1:

Refer to the original findings for Section LF for data.

2:

Melissa Data can be established as a valid data source for IRS data from [Findings for documentation as evidence for Hutterite colonies as USDA farm subsidy recipients] that will establish that there are 100 organizations with IRS EO/BMF data and Melissa Data data with the same IRS Employer Identification Number (EIN) and Melissa Data data that can be converted to decoded IRS EO/BMF data, so the data is for the same organization.

> Conclusion for Section NE 1, for:
[Forest River Colony Prtshp, Fordville, ND 58231]
(page 1)

1:

This conclusion is a updated version of the original conclusion for Section LF so refer to this updated conclusion as the new conclusion for Section LF. This conclusion includes a updated dataset with data for timeframe 1995-2010.

2:

IRS EO/BMF data not found for original evidence.

Melissa Data not found for new evidence so do not know IRC section.

3:

Dataset for timeframe 1995-2010:

Identity of USDA farm subsidy recipient:

[Forest River Colony Prtshp, Fordville, ND 58231]

USDA farm subsidy total:

1) Subsidy Total 1995-2010: \$2,057,784.05 (note: exact calculation)

2) Subsidy Payments 1995-2010 Total: \$2,057,784 (note: rounded off calculation)

3) 'Summary' data shows that the farm subsidy payment data for the calculation of the USDA farm subsidy total for 1995-2010 applies to 1995-2010.

IRC Section: (unknown)

Ruling Date: (unknown)

Operating As: Hutterite colony

4:

Recommendation:

> Step 1

A investigation to find IRC section data from the IRS Business Master File (BMF) for:

Name: Forest River Colony Prtshp, Fordville, ND 58231

Timeframe for IRC section data: 1995-2010

Data from Section LF:

Hutterite Directory (for Forest River Colony):

[Forest River, 4068 35th Ave NE, Fordville, ND 58231-9525]

Different Business Names:

1) Manta data:

[Forest River Colony & Salvage also does business as Forest Rver Clny Elmntary Schl,
Midway School District 128]

[Forest River Colony & Salvage, 4068 35th Ave NE, Fordville, ND 58231-9525]

environmental working group's Farm Subsidy Database



179,091,880

NEW 2007 Direct Payment Subsidy Overview

NEW Press Release

[2008 Farm Subsidy Database Update](#)

[2008 Summary](#)

[2008 News Release](#)

[EWG's Policy Analysis Database](#)



- [Full Disclosure: Who really benefits from federal farm subsidies](#)
- [What's in the new Farm Bill 2007 Database?](#)
- [New Farm Bill Web Site Generates Media Storm](#)

[Congressional District Ranking](#)

EWG Farm Subsidy Database

Corporate Subsidy Recipients 1 to 1 of 1 in North Dakota

Business Name: FOREST RIVER COLONY

Rank	Name	Location	Subsidy Total 1995-2006
1	Forest River Colony Prtshp	Fordville, ND 58231	\$ 1,611,256.50

Related Content

Farms Receiving Government

Payments

Speech: Farm Policy For The Rest of

Us

environmental working group's Farm Subsidy Database



179,092,122

NEW 2007 Direct Payment Subsidy Overview NEW Press Release

[2008 Farm Subsidy Database Update](#)

[2008 Summary](#)

[2008 News Release](#)

[EWG's Policy Analysis Database](#)

READ MULCH
Updates, commentary,
& your feedback



NEW!

- [Full Disclosure: Who really benefits from federal farm subsidies](#)
- [What's in the new Farm Bill 2007 Database?](#)
- [New Farm Bill Web Site Generates Media Storm](#)

[Congressional District Ranking](#)

USDA subsidy information for Forest River Colony Prtshp

Forest River Colony Prtshp: [Summary](#) | [Programs](#) | [Programs by year](#) | [Farm Location\(s\)](#) | [Ownership Interest\(s\)](#)

Addresses on file with USDA for Forest River Colony Prtshp

USDA county office from which subsidies were paid:	Subsidy Payments 1995-2006	Most recent address on file in USDA county office
Grand Forks County, North Dakota	\$1,611,257	Forest River Colony Prtshp Fordville, ND 58231
Total	\$1,611,257	

Related Content

Farms Receiving Government

Payments

Speech: Farm Policy For The Rest of

Us

environmental working group's Farm Subsidy Database



179,092,189

NEW 2007 Direct Payment Subsidy Overview

NEW Press Release

[2008 Farm Subsidy Database Update](#)

[2008 Summary](#)

[2008 News Release](#)

[EWG's Policy Analysis Database](#)

READ MULCH
Updates, commentary,
& your feedback

NEW!

- [Full Disclosure: Who really benefits from federal farm subsidies](#)
- [What's in the new Farm Bill 2007 Database?](#)
- [New Farm Bill Web Site Generates Media Storm](#)

[Congressional District Ranking](#)

Related Content

[Farms Receiving Government](#)

[Payments](#)

[Speech: Farm Policy For The Rest of
Us](#)

USDA subsidy information for Forest River Colony Prtshp

[Forest River Colony Prtshp: Summary](#) | [Programs](#) | [Programs by year](#) | [Farm Location\(s\)](#) | [Ownership Interest\(s\)](#)

Ownership shares for Forest River Colony Prtshp

Pick year for ownership information

USDA county office/Ownership:	Percentage Share*
Forest River Colony Prtshp ownership information from 2006 Grand Forks County, North Dakota	
Tony Waldner Fordville, ND 58231	3.09 %
Ben Maendel Fordville, ND 58231	1.03 %
Joseph W Maendel Fordville, ND 58231	1.03 %
Jonathan Maendel Fordville, ND 58231	1.55 %
Solomon Maendel Fordville, ND 58231	1.03 %
Joseph Maendel Fordville, ND 58231	1.55 %
Martin Maendel Fordville, ND 58231	2.58 %
Elizabeth Maendel Jr Fordville, ND 58231	1.03 %
Elizabeth Maendel Sr Estate Fordville, ND 58231	1.03 %
Timothy Maendel Fordville, ND 58231	2.07 %
Daniel Maendel Fordville, ND 58231	3.09 %
Henry Maendel Fordville, ND 58231	1.03 %

Related News Coverage

FSA Fact Sheets

Sign up to receive email updates
from EWG

Sign Me Up

<u>Paul Maendel</u> Fordville, ND 58231	1.03 %
<u>Mike Maendel</u> Fordville, ND 58231	1.55 %
<u>Diane Maendel</u> Fordville, ND 58231	2.58 %
<u>Brenda D Waldner</u> Britton, SD 57430	2.07 %
<u>Emma Maendel</u> Fordville, ND 58231	1.03 %
<u>Nathan Stahl</u> Fordville, ND 58231	1.03 %
<u>Andrea Maendel</u> Fordville, ND 58231	1.03 %
<u>Marty Maendel</u> Fordville, ND 58231	1.03 %
<u>Joann Maendel</u> Fordville, ND 58231	1.03 %
<u>Travis Hofer</u> Fordville, ND 58231	1.03 %
<u>Doris Hofer</u> Fordville, ND 58231	1.03 %
<u>Sonia Stahl</u> Fordville, ND 58231	1.03 %
<u>Eleaner Maendel</u> Fordville, ND 58231	1.03 %
<u>Matthew Maendel</u> Fordville, ND 58231	1.03 %
<u>Wayne Maendel</u> Fordville, ND 58231	2.58 %
<u>Nevin Maendel</u> Fordville, ND 58231	1.03 %
<u>Jake Hofer</u> Fordville, ND 58231	1.55 %
<u>Johanna Stahl</u> Forest River, ND 58231	1.03 %
<u>Glenda Maendel</u> Fordville, ND 58231	1.03 %
<u>Krista Maendel</u> Fordville, ND 58231	1.03 %
<u>Annimarie Maendel</u> Fordville, ND 58231	1.03 %
<u>Gregory Maendel</u> Fordville, ND 58231	1.03 %
<u>Karlene Maendel</u> Fordville, ND 58231	1.03 %

<u>Sharon Maendel</u> Fordville, ND 58231	3.09 %
<u>Rachel Maendel</u> Fordville, ND 58231	1.03 %
<u>Anna Maendel</u> Fordville, ND 58231	2.58 %
<u>David Maendel</u> Fordville, ND 58231	1.03 %
<u>Lana Maendel</u> Fordville, ND 58231	1.03 %
<u>Lisa Maendel</u> Fordville, ND 58231	1.03 %
<u>Dahlia Maendel</u> Fordville, ND 58231	1.03 %
<u>Eileen Maendel</u> Fordville, ND 58231	3.09 %
<u>Mary Maendel</u> Fordville, ND 58231	1.55 %
<u>Anna Maendel</u> Fordville, ND 58231	1.03 %
<u>Dorothy Maendel</u> Fordville, ND 58231	1.03 %
<u>Amy R Hofer</u> Fordville, ND 58231	1.03 %
<u>Emma Hofer</u> Fordville, ND 58231	1.55 %
<u>Jason Waldner</u> Fordville, ND 58231	1.03 %
<u>James Stahl</u> Fordville, ND 58231	1.03 %
<u>Jesiah Waldner</u> Fordville, ND 58231	1.03 %
<u>Michael Maendel</u> Fordville, ND 58231	1.03 %
<u>Sara Maendel</u> Fordville, ND 58231	1.03 %
<u>Susan Maendel</u> Fordville, ND 58231	1.03 %
<u>Martina Maendel</u> Fordville, ND 58231	1.03 %
<u>Stanley Maendel</u> Fordville, ND 58231	1.03 %
<u>Zelma Maendel</u> Fordville, ND 58231	1.03 %
<u>Linda Maendel</u> Fordville, ND 58231	1.55 %

<u>Kathleen Waldner</u> Fordville, ND 58231	3.09 %
<u>Rita Stahl</u> Fordville, ND 58231	2.07 %
<u>Margaret Maendel</u> Fordville, ND 58231	1.55 %
<u>Ernie Joel Maendel</u> Fordville, ND 58231	3.09 %
<u>Kevin Hofer</u> Fordville, ND 58231	1.03 %
<u>Rae Jones</u> Fordville, ND 58231	1.03 %
<u>Susan Wing</u> Fordville, ND 58231	1.03 %
<u>Ephraim Waldner</u> Fordville, ND 58231	1.03 %
<u>Joel Stahl</u> Fordville, ND 58231	1.03 %
<u>Joanna Stahl</u> Fordville, ND 58231	1.03 %
<u>Derek Maendel</u> Fordville, ND 58231	1.03 %
<u>Junia Maendel</u> Fordville, ND 58231	1.03 %
<u>Brian Maendel</u> Fordville, ND 58231	1.03 %
<u>Maria Waldner</u> Fordville, ND 58231	1.03 %

* According to USDA percentage shares for ownership may not reflect share of subsidy payments. EWG review shows that share information on file with USDA may not always equal 100 percent.

www.ewg.org is the website for both Environmental Working Group and EWG Action Fund

Copyright 2009, Environmental Working Group. All Rights Reserved.

Headquarters 1436 U St. N.W., Suite 100 | Washington, DC 20009 || [Contact Us](#)
California Office 1904 Franklin St. Suite 703 | Oakland, CA 94612 || [Contact Us](#)





EWG Farm Subsidy Database

Corporate Subsidy Recipients 1 to 1 of 1 in North Dakota

Business Name: **FOREST RIVER COLONY**

Rank	Name	Location	Subsidy Total 1995-2010
1	<u>Forest River Colony Prtshp</u>	Fordville, ND 58231	\$ 2,057,784.05

Note: The information on conservation spending for 2010 is incomplete due to missing data from USDA's Natural Resource Conservation Service. Payment data currently are not included for the Environmental Quality Incentives Program, but will be added once NRCS makes it available.

The information provided for the Wetland Reserve Program (WRP) provides an inaccurate picture of how WRP payments are distributed. USDA's Natural Resource Conservation Service uses title companies as intermediaries to finalize wetlands easements under the Wetlands Reserve Program. As a result, the data provided to us shows large sums of money going to these title companies. In reality, the payments are ultimately distributed to landowners participating in the WRP.

Unfortunately, NRCS has not provided the data to show where these farms and wetlands are located or which farmers or landowners are enrolling in the program, so EWG is unable to allocate these large sums of money to individuals beyond the title companies. Therefore, these companies skew the conservation rankings and payment concentration, which EWG cannot avoid unless and until NRCS makes available the additional farm attribution data. Therefore, we have not included WRP payments in the 2010 data update.

Finally, we have separated data on farm commodity, disaster and conservation payments in order to provide a more accurate picture of top recipients and concentration of payments among the three main categories of USDA programs.



USDA subsidy information for Forest River Colony Prtshp

Addresses on file with USDA for Forest River Colony Prtshp

USDA county office from which subsidies were paid:	Subsidy Payments 1995-2010	Most recent address on file in USDA county office
Grand Forks County, North Dakota	\$2,057,784	Forest River Colony Prtshp Fordville, ND 58231
Total	\$2,057,784	

Note: The information on conservation spending for 2010 is incomplete due to missing data from USDA's Natural Resource Conservation Service. Payment data currently are not included for the Environmental Quality Incentives Program, but will be added once NRCS makes it available.

The information provided for the Wetland Reserve Program (WRP) provides an inaccurate picture of how WRP payments are distributed. USDA's Natural Resource Conservation Service uses title companies as intermediaries to finalize wetlands easements under the Wetlands Reserve Program. As a result, the data provided to us shows large sums of money going to these title companies. In reality, the payments are ultimately distributed to landowners participating in the WRP.

Unfortunately, NRCS has not provided the data to show where these farms and wetlands are located or which farmers or landowners are enrolling in the program, so EWG is unable to allocate these large sums of money to individuals beyond the title companies. Therefore, these companies skew the conservation rankings and payment concentration, which EWG cannot avoid unless and until NRCS makes available the additional farm attribution data. Therefore, we have not included WRP payments in the 2010 data update.

Finally, we have separated data on farm commodity, disaster and conservation payments in order to provide a more accurate picture of top recipients and concentration of payments among the three main categories of USDA programs.

Forest River Colony Prtshp received payments totaling \$2,057,784 from 1995 through 2010

Year	Conservation Subsidies	Disaster Subsidies	Commodity Subsidies	Total USDA Subsidies 1995-2010
1995	\$49,026	\$0	\$39,360	\$88,386
1996	\$44,859	\$0	\$43,853	\$88,712
1997	\$36,668	\$0	\$50,697	\$87,365
1998	\$32,174	\$0	\$72,309	\$104,483
1999	\$30,455	\$0	\$60,377	\$90,832
2000	\$27,971	\$0	\$142,856	\$170,827
2001	\$25,664	\$0	\$164,220	\$189,883
2002	\$26,380	\$0	\$99,404	\$125,784
2003	\$25,768	\$0	\$39,993	\$65,761
2004	\$26,215	\$0	\$66,637	\$92,852
2005	\$25,943	\$220,287	\$69,883	\$316,113
2006	\$26,041	\$0	\$164,217	\$190,258
2007	\$40,758	\$0	\$38,384	\$79,142
2008	\$18,644	\$113,397	\$37,624	\$169,665
2009	\$58,590	\$0	\$44,454	\$103,044
2010	\$38,644	\$9,640	\$46,392	\$94,676
Total	\$533,800	\$343,324	\$1,180,660	\$2,057,784

Crop Summary for Forest River Colony Prtshp

Crop	Payments 1995-2010
Corn Subsidies**	\$754,054
Wheat Subsidies**	\$161,977
Sugar Beet Subsidies	\$39,979
Soybean Subsidies**	\$39,599
Barley Subsidies**	\$7,958
Oat Subsidies**	\$1,797
Sunflower Subsidies**	\$91

Note: The information on conservation spending for 2010 is incomplete due to missing data from USDA's Natural Resource Conservation Service. Payment data currently are not included for the Environmental Quality Incentives Program, but will be added once NRCS makes it available.



USDA subsidy information for Forest River Colony Prtshp

Payment Breakdown

Subsidy Program	Total Payments 1995-2010
Total USDA - Subsidies	\$2,057,784
<i>Subtotal, Farming Subsidies</i>	\$1,180,660
<i>Subtotal, Conservation Programs</i>	\$533,800
<i>Subtotal, Disaster Payments</i>	\$343,324

Commodity subsidy breakdown

Subsidy Program	Total Payments 1995-2010
Subtotal, Farming Subsidies	\$1,180,660
<i>Total Direct Payments</i>	\$338,131
Direct Program Payments - 2008 Farm Bill	\$90,846
Direct Payment - Barley	\$2,211
Direct Payment - Corn	\$181,699
Direct Payment - Soybeans	\$4,648
Direct Payment - Sunflower	\$91
Direct Payment - Wheat	\$58,636
<i>Total Counter Cyclical Payments</i>	\$71,133
Counter Cyclical Payment - Barley	\$486
Counter Cyclical Payment - Corn	\$70,647
<i>Production Flexibility Contracts</i>	\$285,448
Production Flexibility - Barley	\$4,632
Production Flexibility - Corn	\$219,805
Production Flexibility - Oats	\$1,078
Production Flexibility - Wheat	\$59,933
<i>Mkt. Loss Asst. - Commodity Crops</i>	\$139,888
Market Loss Assistance - Barley	\$629
Market Loss Assistance - Corn	\$103,789
Market Loss Assistance - Oats	\$719
Market Loss Assistance - Wheat	\$34,751
<i>Oilseed Program</i>	\$4,197
Oilseed Program - Soybean	\$4,197
<i>Deficiency Payments</i>	\$22,960

Advance Deficiency - Corn	\$16,400
Deficiency - Corn	\$6,560
<i>Loan Deficiency Payments</i>	\$163,877
Loan Deficiency - Corn	\$124,624
Loan Def. Refund - Corn	\$-158
Loan Deficiency - Soybeans	\$30,754
Loan Deficiency - Wheat	\$8,657
<i>Marketing Loan Gains</i>	\$30,687
Market Gains Farm - Corn	\$30,687
<i>Misc. Farm - Subsidies</i>	\$124,338
Apple and Potato Quality Loss	\$85,998
Interest Penalty Payments	\$739
Payment Limitation	\$-2,378
Sugar Beet Diversion Program	\$39,979

Conservation subsidy breakdown

Subsidy Program	Total Payments 1995-2010
Subtotal, Conservation Programs	\$533,800
<i>Conservation Reserve Program</i>	\$533,629
CRP - Annual Land Rental	\$529,742
CRP - Practice Incentive	\$96
CRP - Signing Incentive	\$84
CRP - Cost Share	\$4,710
CRP - Corn Bonus	\$-184
CRP - Failure To Comply	\$-470
CRP - Haying / Grazing	\$-349
<i>Agricultural Conservation Program</i>	\$171
ACP - Regular	\$171


Disaster subsidy breakdown

Subsidy Program	Total Payments 1995-2010
Subtotal, Disaster Payments	\$343,324
<i>Misc. Disaster Payments</i>	\$343,324
Crop Disaster - Program	\$333,684
2009 Crop Assistance Program	\$9,640

Note: The information on conservation spending for 2010 is incomplete due to missing data from USDA's Natural Resource Conservation Service. Payment data currently are not included for the Environmental Quality Incentives Program, but will be added once NRCS makes it available.

The information provided for the Wetland Reserve Program (WRP) provides an inaccurate picture of how WRP payments are distributed. USDA's Natural Resource Conservation Service uses title companies as intermediaries to finalize wetlands easements under the Wetlands Reserve Program. As a result, the data provided to us shows large sums of money going to these title companies. In reality, the payments are ultimately distributed to landowners participating in the WRP.

Unfortunately, NRCS has not provided the data to show where these farms and wetlands are located or which farmers or landowners are enrolling in the program, so EWG is unable to allocate these large sums of money to individuals beyond the title companies. Therefore, these companies skew the conservation rankings and payment concentration,

USDA subsidy information for **Forest River Colony Prtshp****Ownership shares for Forest River Colony Prtshp**Pick year for ownership information 

USDA county office/Ownership:	Percentage Share*
Forest River Colony Prtshp	
ownership information from 2009	
Grand Forks County, North Dakota	
Tony Waldner	N/A*
Ben Maendel	N/A*
Joseph W Maendel	N/A*
Jonathan Maendel	N/A*
Solomon Maendel	N/A*
Joseph Maendel	N/A*
Martin Maendel	N/A*
Elizabeth Maendel Jr	N/A*
Timothy Maendel	N/A*
Daniel Maendel	N/A*
Henry Maendel	N/A*
Mike Maendel	N/A*
Rosanne Hofer	N/A*
Diane Maendel	N/A*
Brenda D Maendel	N/A*
Emma Maendel	N/A*
Nathan Stahl	N/A*
Andrea Maendel	N/A*
Marty Maendel	N/A*
Joann Maendel	N/A*
Travis Hofer	N/A*
Doris Hofer	N/A*
Eleanor Maendel	N/A*
Matthew Maendel	N/A*
Wayne Maendel	N/A*
Nevin Maendel	N/A*

<u>Jake Hofer</u>	N/A*
<u>Johanna Stahl</u>	N/A*
<u>Anne Marie Maendel Hofer</u>	N/A*
<u>Karlene Maendel</u>	N/A*
<u>Sharon Maendel</u>	N/A*
<u>Rachel Maendel</u>	N/A*
<u>Anna Maendel</u>	N/A*
<u>David Maendel</u>	N/A*
<u>Dahlia Maendel</u>	N/A*
<u>Eileen Maendel</u>	N/A*
<u>Mary Maendel</u>	N/A*
<u>Anna Maendel</u>	N/A*
<u>Dorothy Maendel</u>	N/A*
<u>Amy R Maendel</u>	N/A*
<u>Emma Hofer</u>	N/A*
<u>Jesiah Waldner</u>	N/A*
<u>Michael Maendel</u>	N/A*
<u>Sara Maendel</u>	N/A*
<u>Susan Maendel</u>	N/A*
<u>Martina Maendel</u>	N/A*
<u>Stanley Maendel</u>	N/A*
<u>Zelma Maendel</u>	N/A*
<u>Linda Maendel</u>	N/A*
<u>Kathleen Waldner</u>	N/A*
<u>Rita Stahl</u>	N/A*
<u>Margaret Maendel</u>	N/A*
<u>Ernie Joel Maendel</u>	N/A*
<u>Kevin Hofer</u>	N/A*
<u>Rae Jones</u>	N/A*
<u>Susan Wing</u>	N/A*
<u>Ephraim Waldner</u>	N/A*
<u>Joanna Stahl</u>	N/A*
<u>Derek Maendel</u>	N/A*
<u>Junia Maendel</u>	N/A*
<u>Brian Maendel</u>	N/A*
<u>Frieda Maendel</u>	N/A*
<u>Pauline Maendel</u>	N/A*
<u>Jonas Maendel</u>	N/A*
<u>Jennifer Maendel</u>	N/A*

* According to USDA percentage shares for ownership may not reflect share of subsidy payments. EWG review shows that share information on file with USDA may not always equal 100 percent. Most recent percentage share information is from 2008. Future release of this information was barred by law in the 2008 Farm Bill.

[Home](#) | [About Us](#) | [myManta](#) | [FAQ](#) | [View Cart](#) | [My Profile](#)

Login:

Not a member? [Learn more.](#)

Monday, Oct. 26, 2009
63,778,867 companies



**Free Subscription to
Business Insurance**

COMPANIES: U.S., Australia, Canada, U.K., Worldwide

RESOURCES: Video, Jobs, Reports, White Papers | **JOIN US:** Twitter, Facebook

U.S. business name, category, location...

Search

BUSINESS CENTERS: Small Biz, Sales Expertise, HR, Travel, Career, Tech

U.S. » Fordville, ND » Educational Services » Elementary and Secondary Schools » Public Elementary and Secondary Schools » Forest River Colony & Salvage

Forest River Colony & Salvage (Midway School District 128*, Forest Rver Clny Elmntary Schl*)

Is this your company?

These Members Work Here

[Claim This Profile](#)

 **Do you?**
SAY SO

4068 35th Ave NE
Fordville, ND 58231-9525

Phone: (701) 865-4112

Website: Information not found (?)

Ads by Google

[Scrap Car For Cash Now](#) Instant Cash For Your Junk Car Free Same Day Towing in Bay Area

[Scrap Metal Suppliers](#) Source Products on Top B2B Site Contact Suppliers & Manufacturers!

The ads are not affiliated with Forest River Colony & Salvage

Business Categories

Scrap Metals-Processing/Recycl in Fordville, ND
Elementary/Secondary School*, Recyclable Material Merchant Whols

Forest River Colony & Salvage Business Information [Claim This Profile](#)

Forest River Colony & Salvage is a private company categorized under Public Elementary and Secondary Schools and located in Fordville, ND. Current estimates show this company has an annual revenue of \$20 to 50 million and employs a staff of approximately 50 to 99.


Also Does Business As

Forest Rver Clny Elmntary Schl*, Midway School District 128*

HQ, Branch or Single Location

Single Location

Annual Sales (Estimated)

 [View Details](#)

Employees (Estimated)

50 to 99

**SIC Code and Description**
[View Details](#)
NAICS Code and Description

423930, Recyclable Material Merchant
Whols

Products, Services and Brands

Information not found (?)

State of Incorporation

Information not found

Years in Business

Information not found

Company Contacts

Contact Name	Gender	
Paul Maendel, Manager	M	Claim This Profile

Click on the [reports](#) tab at the top of the page to research company background, detailed company profile, credit and financial reports for Forest River Colony & Salvage.

**Data provided by D&B. © Dun and Bradstreet, Inc. All rights Reserved.*

Now

Instant Cash For Your
Junk Car Free Same
Day Towing in Bay
Area
www.JunkaCar.com/scrap-car

We Buy Scrap Metal

Aluminum, Copper,
Brass, Nickel & more.
Local and National
Accounts!
www.TMSullivan.com

**Aluminum scrap
metal prices**

Looking For Aluminum
scrap metal prices In
Your Area? Call Today!
Local.com

**Scrap Metal
Suppliers**

Thousands of
Prequalified Suppliers
Trade Leads, Products
& Companies
Alibaba.com

Metal Recycling

Join Coke in helping
the planet by recycling
& completing the
cycle!

LivePositively.com/JoinUs

Related Links

Other companies named
Forest River Colony & Salvage

[Companies in this industry](#)

[Jobs in Fordville, ND](#)

Recent Visitors

Companies by Location: Fordville, North Dakota

[Privacy Policy](#) | [Refund Policy](#) | [Contact Manta](#) | [Advertise](#) | [Featured Listings](#) | [Terms & Conditions](#) | [Site Map](#) | [Partners](#)

Hutterite Surnames

Subject: Forest River Colony Prtshp, Fordville, ND 58231

Different Business Names: (no data)

A comparison of Hutterite surnames from the webpages 'Founding families' and 'Surnames of Founding Families' at The Federation of East European Family History Societies (FEEFHS) website [www.feefhs.org] and surnames from USDA ownership shares data for: 'Forest River Colony Prtshp'. The USDA data is from the Environmental Working Group's Farm Subsidy Database at the website [www.ewg.org/agmag].

Notes:

- 1) The webpage URL for 'Founding families' is:
[<http://www.feefhs.org/links/hutterites/families.html>].
- 2) The webpage URL for 'Surnames of Founding Families' is:
[<http://www.feefhs.org/links/hutterites/surnames.html>].
- 3) The list of Hutterite surnames includes Hutterite surnames found with Hutterite colonies as USDA farm subsidy recipients but does not include all Hutterite surnames.

<u>Hutterite Surnames</u>	<u>Surnames from USDA ownership shares data</u>	<u>Surnames that match both lists</u>
Decker	Hofer	Hofer
Entz	Jones	Maendel
Glanzer	Maendel	Stahl
Gross	Stahl	Waldner
Hofer	Waldner	
Kleinsasser	Wing	
Maendel (Mandel)		
Miller		
Stahl		
Tschetter		
Waldner		
Walter		
Wipf		
Wollman		
Wurtz		
Wurz		

Comparison data

Name: Forest River Colony Prtshp

Location: Fordville, ND 58231

Different Business Names: (no data)

Hutterite Surnames: Hofer, Maendel, Stahl, Waldner

Data Timeframe: 1995-2006

[Home](#)[Notifications](#)[Reach Us](#)Keep our server humming, [Donate](#).

HUTTERITE CONTACTS

GO TO MAIN INDEX

- S Fairview, La Moure, ND 58458-9038
- S Forest River, Fordville, ND 58231-9525
- S Maple River, Fullerton, ND 58441-9774
- S Spring Creek, Forbes, ND 58439-9027
- S Sundale, Milnor, ND 58060-9645
- S Willowbank, Edgeley, ND 58433

Forest River Schmiedeleut Group 2
 4068 35th Ave NE
 Fordville, ND 58231-9525

Established From [New Rosedale, Portage La Prairie, MB R1N 3B7](#)

[Google Map](#)

Manager Jonathan Maendel

701-865-4112

fax 4113

Minister Joseph Maendel

701-865-4112

Switchboard 701-865-4297

241 Ben Anna

247 Daniel Eileen

251 Ernie Sharon

227 Henry Dorothy

239 Jake Emma

219 Joe Rachel

235 Joe Mary

217 Jonathan Margaret

233 Lizzie&Susie

231 Martin Anna

258 Marty Frieda

256 Matthew Amy Ruth

223 Mike Linda

245 Nathan Joanna

225 Paul Zelma

221 Rita Stahl

229 Solomon Sara

249 Tim Brenda

237 Tony Kathleen

243 Wayne Diane

261 Bakery

275 Blacksmith Shop

263 Bookbindery

285 Broiler Barn

- 265 Butcher Shop
- 276 Carpenter Shop
- 279 Chicken B. Office
- 278 Chicken Barn
- 277 Electric Shop
- 286 Feed Mill
- 281 Finisher Barn
- 274 Garage
- 287 Grain Handling
- 266 Greenhouse
- 260 Kitchen
- 262 Kitchen Bsmt
- 264 Laundry
- 280 Pullet Barn
- 267 School
- 282 Sow Barn

Copyright 2004-2009 Cedrontech. | Admin

Contact Information for Hutterite colonies as USDA farm subsidy recipients
Subject: Forest River Colony Prtshp, Fordville, ND 58231

Contact Information for [Forest River Colony Prtshp, Fordville, ND 58231]

1) Manta data

Phone: [701-865-4112]

Address:

Forest River Colony & Salvage

4068 35th Ave NE

Fordville, ND 58231-9525

2) Hutterite Directory

Phone:

1) Joseph Maendel, Minister: [701-865-4112]

2) Jonathan Maendel, Manager: [701-865-4112]

3) Switchboard: [701-865-4297]

Address:

Forest River Colony

4068 35th Ave NE

Fordville, ND 58231-9525

Address verification results from [www.melissadata.com]:

1) For (1) Manta data: address verified

2) For (2) Hutterite Directory: address verified

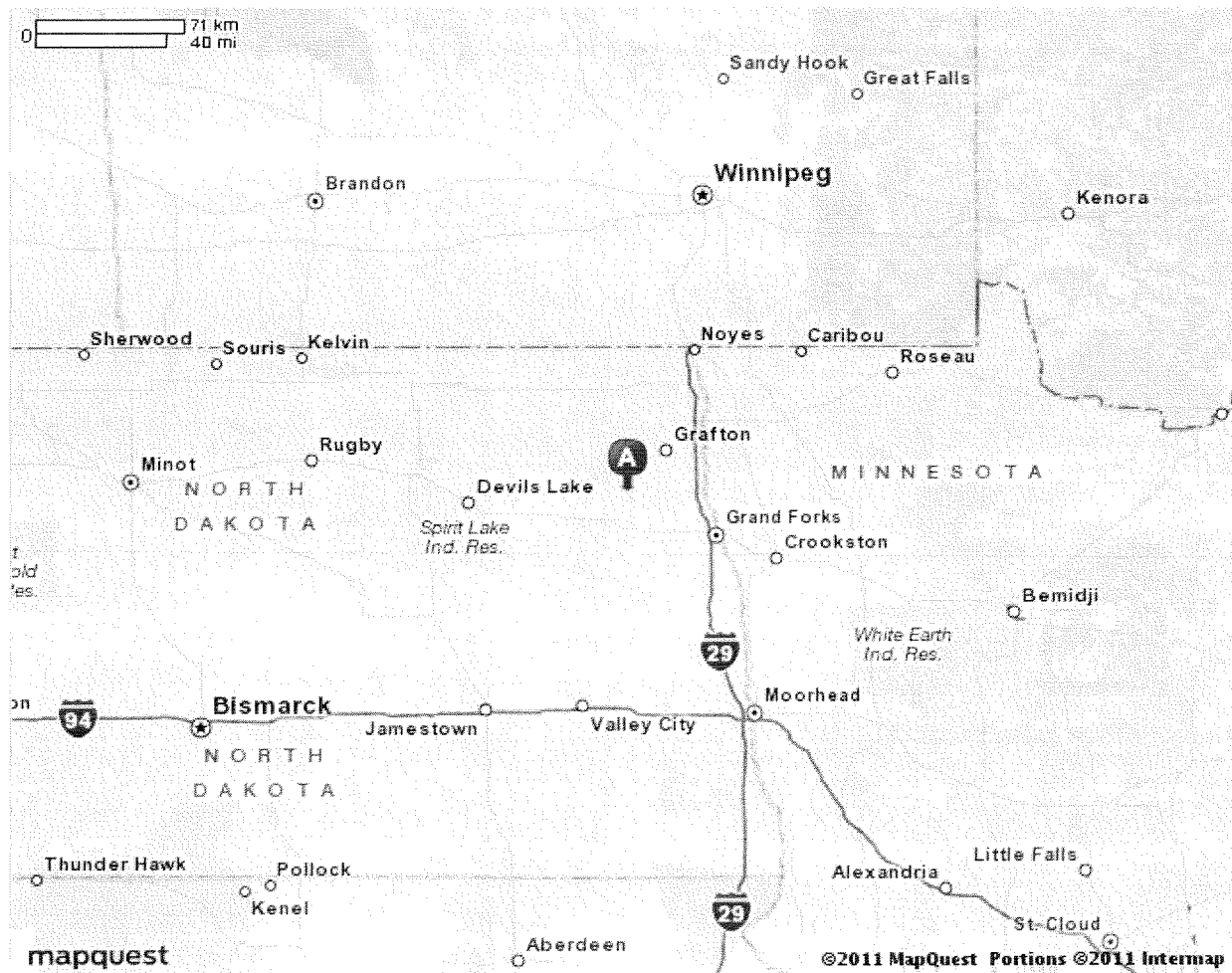


MAPQUEST

Map of Forest River Colony & Salvage

4068 35th Ave NE, Fordville, ND 58231 -
(701) 865-4112

Notes



All rights reserved. Use subject to License/Copyright | [Map Legend](#)

Directions and maps are informational only. We make no warranties on the accuracy of their content, road conditions or route usability or expeditiousness. You assume all risk of use. MapQuest and its suppliers shall not be liable to you for any loss or delay resulting from your use of MapQuest. Your use of MapQuest means you agree to our [Terms of Use](#)

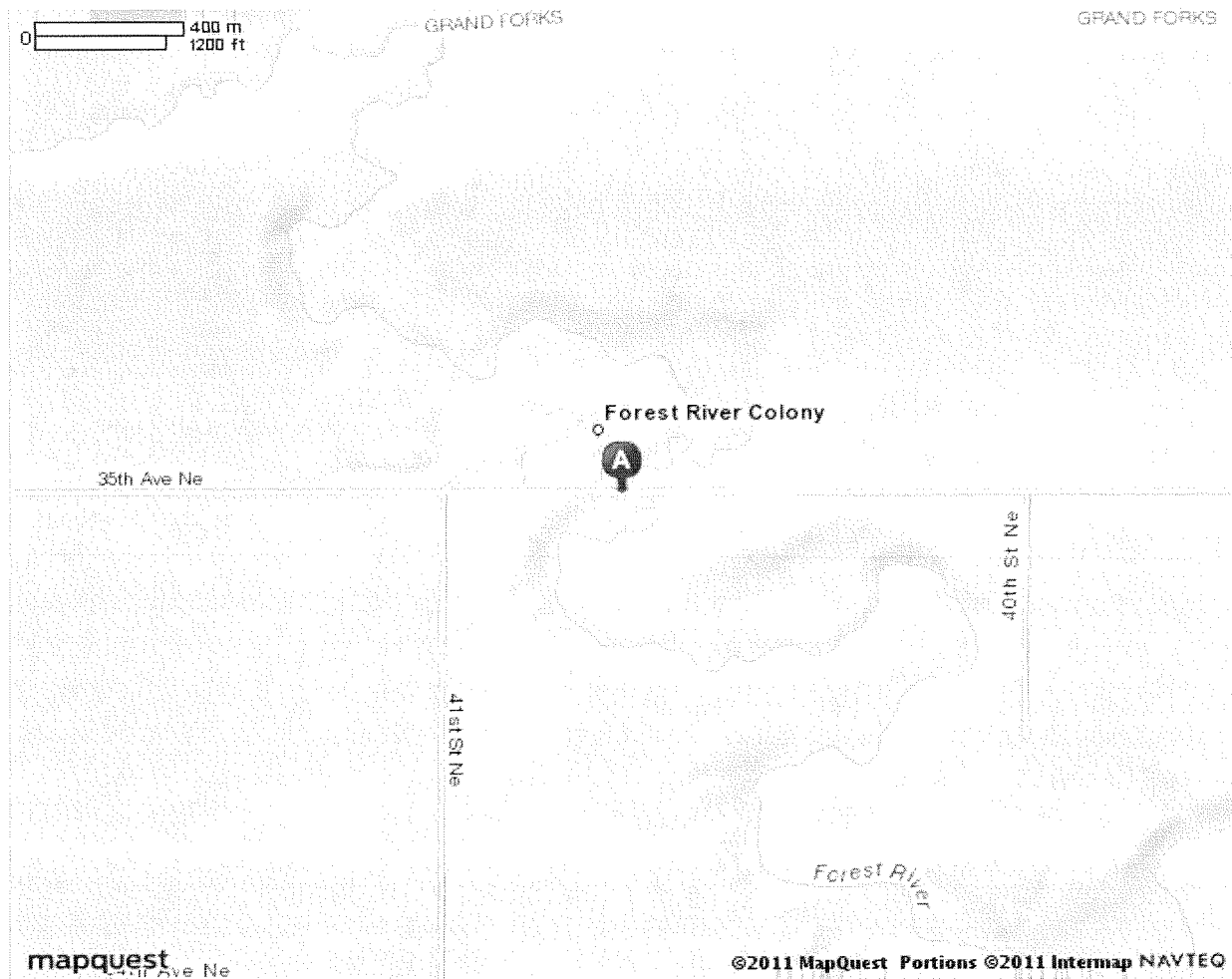


MAPQUEST.

Map of Forest River Colony & Salvage

4068 35th Ave NE, Fordville, ND 58231 -
(701) 865-4112

Notes



[All rights reserved. Use subject to License/Copyright](#) | [Map Legend](#)

Directions and maps are informational only. We make no warranties on the accuracy of their content, road conditions or route usability or expeditiousness. You assume all risk of use. MapQuest and its suppliers shall not be liable to you for any loss or delay resulting from your use of MapQuest. Your use of MapQuest means you agree to our [Terms of Use](#)

**MAPQUEST****Map of Forest River Colony & Salvage**

4068 35th Ave NE, Fordville, ND 58231 -
(701) 865-4112

Notes



[All rights reserved. Use subject to License/Copyright](#) | [Map Legend](#)

Directions and maps are informational only. We make no warranties on the accuracy of their content, road conditions or route usability or expeditiousness. You assume all risk of use. MapQuest and its suppliers shall not be liable to you for any loss or delay resulting from your use of MapQuest. Your use of MapQuest means you agree to our [Terms of Use](#)



Trip to Forest River Colony & Salvage

4068 35th Ave NE, Fordville, ND 58231 -
(701) 865-4112
42.48 miles - about 57 minutes

Notes



Grand Forks, ND



1. Start out going **SOUTHWEST** on **1ST AVE N** toward **N 4TH ST.**

go 0.0 mi



2. Turn **RIGHT** onto **N 5TH ST / US-2-BR.**

go 0.9 mi



3. Turn **SLIGHT LEFT** onto **GATEWAY DR / US-2.**

go 0.0 mi



4. Turn **SLIGHT RIGHT** onto **N WASHINGTON ST / US-81-BL N.**

go 3.9 mi



5. Merge onto **I-29 N / US-81 N.**

go 7.6 mi



6. Take the **US-81** exit, **EXIT 152**, toward **MANVEL / GILBY.**

go 0.3 mi



7. Turn **LEFT** onto **US-81 / CR-33 / 28TH AVE NE.**
Continue to follow **US-81 / CR-33.**

go 0.4 mi



8. Turn **RIGHT** onto **US-81.**

go 6.6 mi



9. Turn **SLIGHT LEFT** onto **CR-1 / 33RD AVE NE.**
Continue to follow **CR-1.**

go 20.3 mi



10. Turn **RIGHT** onto **41ST ST NE** (Portions unpaved).

go 2.0 mi



11. Turn **RIGHT** onto **35TH AVE NE** (Portions unpaved).

go 0.3 mi



12. 4068 35TH AVE NE is on the **LEFT**.

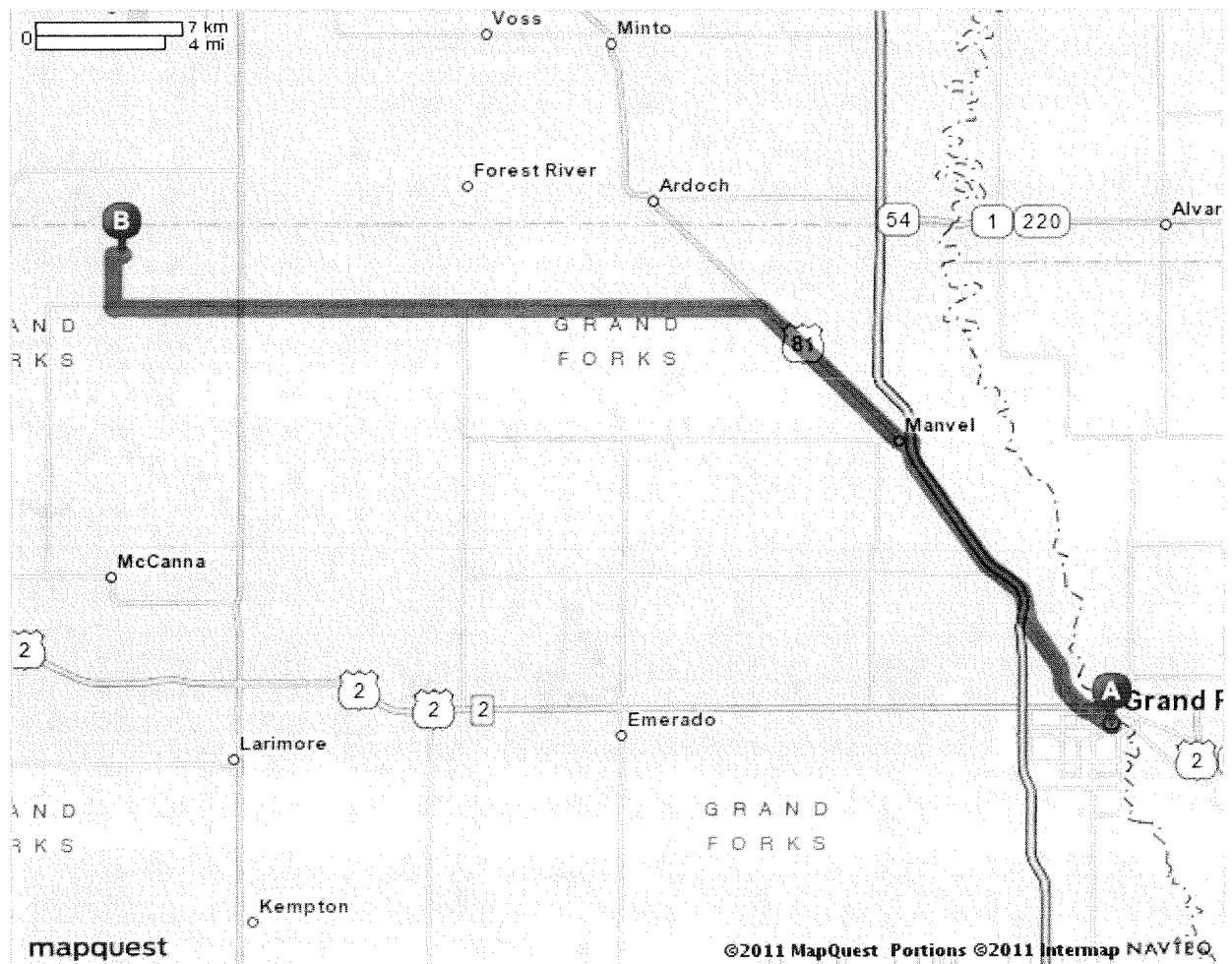
go 0.0 mi



Forest River Colony & Salvage - (701) 865-4112
4068 35th Ave NE, Fordville, ND 58231

Total Travel Estimate : 42.48 miles - about 57 minutes

Route Map [Hide](#)



[All rights reserved. Use subject to License/Copyright](#) | [Map Legend](#)

Directions and maps are informational only. We make no warranties on the accuracy of their content, road conditions or route usability or expeditiousness. You assume all risk of use. MapQuest and its suppliers shall not be liable to you for any loss or delay resulting from your use of MapQuest. Your use of MapQuest means you agree to our [Terms of Use](#)

List of Evidence for Hutterite colonies as USDA farm subsidy recipients

Subject: Grand Valley Hutterian Brethren I, Forbes, ND 58439

Location by State: North Dakota

Form and Version of Evidence:

[Short Form for Original Evidence (Long Form) and New Evidence 1]

Timeframe of Evidence as Webpages: 2009-2011

Status: Investigation as EO (Exempt Organization)

Topic: Short Form includes Findings from Original Evidence (Long Form) and
New Evidence 1, and Conclusion from New Evidence 1

Section SF. List of Short Form of Evidence for OE and NE 1

- 1) EWG 'Search Result' and 'Farm Location(s)' webpages (10/26/2009) for data 1995-2006
Both from Environmental Working Group's Farm Subsidy Database - [<http://farm.ewg.org/>]
Evidence included: yes
- 2) EWG 'Ownership Interest(s)' webpage(s) (10/26/2009) for data 1995-2006
From Environmental Working Group's Farm Subsidy Database - [<http://farm.ewg.org/>]
Evidence included: yes
- 3) EWG dataset (7/21/2011) for data 1995-2010
From Environmental Working Group's Farm Subsidy Database - [<http://farm.ewg.org/>]
Evidence included: yes
- 4) IRS Exempt Organization (EO) data webpage(s) from [www.irs.gov]
EO File URL: (not included)
EO File Date (for OE): (not included)
EO File Date (for NE 1): (not included)
Evidence included: no
- 5) IRS EO/BMF Data Decoded page
Evidence included: no
- 6) Melissa Data webpage(s) from [www.melissadata.com]
Evidence included: no
- 7) Manta data webpage(s) from [www.manta.com]
Evidence included: no
- 8) Hutterite Surnames page
Evidence included: no
- 9) Hutterite Directory webpage(s)
From [www.cedrontech.com], or link from [www.hutterites.org]
Evidence included: no
- 10) Contact Information page(s)
Evidence included: yes
- 11) MapQuest webpage(s) (5/26/2011) from [www.mapquest.com]
Evidence included: yes

Note:

All evidence has been introduced for the original evidence (long form) and/or the new evidence 1, except the 'Contact Information' page and the 'MapQuest' webpage which are introduced as evidence for the 'Short Form of Evidence for OE and NE 1'.

List of Evidence for Hutterite colonies as USDA farm subsidy recipients

Subject: Grand Valley Hutterian Brethren I, Forbes, ND 58439

Location by State: North Dakota

Status: Investigation as EO (Exempt Organization)

Topic: Findings, for Section LF and Section SF, Version 1

Findings (for Section LF and Section SF, Version 1):

1:

Grand Valley Hutterian Brethren I is confirmed as a Hutterite colony and member of the Hutterian Brethren Church based on name and data for ID as a Hutterite colony. The addition of 'I' at the end of the name is probably a reference to Inc.

Data for Grand Valley Hutterian Brethren I for ID as a Hutterite colony:

1) Name: Grand Valley Hutterian Brethren I, Forbes, ND 58439

2:

IRS EO/BMF data not found so do not know IRC section.

3:

Dataset for timeframe 1995-2006:

Identity of USDA farm subsidy recipient:

[Grand Valley Hutterian Brethren I, Forbes, ND 58439]

USDA farm subsidy total:

1) Subsidy Total 1995-2006: \$1,272,157.91 (note: exact calculation)

2) Subsidy Payments 1995-2006 Total: \$1,272,158 (note: rounded off calculation)

IRC Section: (unknown)

Ruling Date: (unknown)

Operating As: Hutterite colony

> Findings for Section NE 1, for:
[Grand Valley Hutterian Brethren I, Forbes, ND 58439]
(page 1)

1:

Refer to the original findings for Section LF for data.

2:

Melissa Data can be established as a valid data source for IRS data from [Findings for documentation as evidence for Hutterite colonies as USDA farm subsidy recipients] that will establish that there are 100 organizations with IRS EO/BMF data and Melissa Data data with the same IRS Employer Identification Number (EIN) and Melissa Data data that can be converted to decoded IRS EO/BMF data, so the data is for the same organization.

> Conclusion for Section NE 1, for:
[Grand Valley Hutterian Brethren I, Forbes, ND 58439]
(page 1)

1:

This conclusion is a updated version of the original conclusion for Section LF so refer to this updated conclusion as the new conclusion for Section LF. This conclusion includes a updated dataset with data for timeframe 1995-2010.

2:

IRS EO/BMF data not found for original evidence.

Melissa Data not found for new evidence so do not know IRC section.

3:

Dataset for timeframe 1995-2010:

Identity of USDA farm subsidy recipient:

[Grand Valley Hutterian Brethren I, Forbes, ND 58439]

USDA farm subsidy total:

1) Subsidy Total 1995-2010: \$1,532,131.91 (note: exact calculation)

2) Subsidy Payments 1995-2010 Total: \$1,532,132 (note: rounded off calculation)

3) 'Summary' data shows that the farm subsidy payment data for the calculation of the USDA farm subsidy total for 1995-2010 applies to 1999-2010.

IRC Section: (unknown)

Ruling Date: (unknown)

Operating As: Hutterite colony

4:

Recommendation:

> Step 1

A investigation to find IRC section data from the IRS Business Master File (BMF) for:

Name: Grand Valley Hutterian Brethren I, Forbes, ND 58439

Timeframe for IRC section data: 1999-2010

environmental working group's Farm Subsidy Database



179,092,435

NEW 2007 Direct Payment Subsidy Overview

NEW Press Release

[2008 Farm Subsidy Database Update](#)

[2008 Summary](#)

[2008 News Release](#)

[EWG's Policy Analysis Database](#)



- [Full Disclosure: Who really benefits from federal farm subsidies](#)
- [What's in the new Farm Bill 2007 Database?](#)
- [New Farm Bill Web Site Generates Media Storm](#)

[Congressional District Ranking](#)

Related Content

[Farms Receiving Government](#)

[Payments](#)

[Speech: Farm Policy For The Rest of](#)

[Us](#)

EWG Farm Subsidy Database

Corporate Subsidy Recipients 1 to 1 of 1 in North Dakota

Business Name: GRAND VALLEY HUTTERIAN

Rank	Name	Location	Subsidy Total 1995-2006
1	Grand Valley Hutterian Brethren I	Forbes, ND 58439	\$ 1,272,157.91

environmental working group's Farm Subsidy Database



179,092,625

NEW 2007 Direct Payment Subsidy Overview

NEW Press Release

[2008 Farm Subsidy Database Update](#)

[2008 Summary](#)

[2008 News Release](#)

[EWG's Policy Analysis Database](#)

READ MULCH

Updates, commentary,
& your feedback

NEW!

- [Full Disclosure: Who really benefits from federal farm subsidies](#)
- [What's in the new Farm Bill 2007 Database?](#)
- [New Farm Bill Web Site Generates Media Storm](#)

[Congressional District Ranking](#)

Related Content

Farms Receiving Government

Payments

Speech: Farm Policy For The Rest of
Us

USDA subsidy information for Grand Valley Hutterian Brethren I

[Grand Valley Hutterian Brethren I: Summary](#) | [Programs](#) | [Programs by year](#) | [Farm Location\(s\)](#) | [Ownership Interest\(s\)](#)

Addresses on file with USDA for Grand Valley Hutterian Brethren I

USDA county office from which subsidies were paid:	Subsidy Payments 1995-2006	Most recent address on file in USDA county office
Dickey County, North Dakota	\$3,793	Grand Valley Hutterian Brethren I Forbes, ND 58439
McPherson County, South Dakota	\$1,268,365	Grand Valley Hutterian Brethren I Forbes, ND 58439
Total	\$1,272,158	

environmental working group's Farm Subsidy Database



179,092,701

NEW 2007 Direct Payment Subsidy Overview

NEW Press Release


[2008 Farm Subsidy Database Update](#)

[2008 Summary](#)

[2008 News Release](#)

[EWG's Policy Analysis Database](#)

READ MULCH
Updates, commentary,
& your feedback



NEW!

- [Full Disclosure: Who really benefits from federal farm subsidies](#)
- [What's in the new Farm Bill 2007 Database?](#)
- [New Farm Bill Web Site Generates Media Storm](#)

[Congressional District Ranking](#)

Related Content

[Farms Receiving Government](#)

[Payments](#)

[Speech: Farm Policy For The Rest of](#)

[Us](#)

USDA subsidy information for Grand Valley Hutterian Brethren I

[Grand Valley Hutterian Brethren I: Summary](#) | [Programs](#) | [Programs by year](#) | [Farm Location\(s\)](#) | [Ownership Interest\(s\)](#)

Ownership shares for Grand Valley Hutterian Brethren I

Pick year for ownership information

USDA county office/Ownership:	Percentage Share*
Grand Valley Hutterian Brethren I ownership information from 2005 Dickey County, North Dakota	
Members Of Grand Valley Hutterian Forbes, ND 58439	100.00 %
Grand Valley Hutterian Brethren I ownership information from 2006 McPherson County, South Dakota	
Members Of Grand Valley Hutterian Forbes, ND 58439	100.00 %

* According to USDA percentage shares for ownership may not reflect share of subsidy payments. EWG review shows that share information on file with USDA may not always equal 100 percent.

environmental working group's Farm Subsidy Database



179,092,768

NEW 2007 Direct Payment Subsidy Overview NEW Press Release

[2008 Farm Subsidy Database Update](#)

[2008 Summary](#)

[2008 News Release](#)

[EWG's Policy Analysis Database](#)

READ MULCH
Updates, commentary,
& your feedback

NEW!

- [Full Disclosure: Who really benefits from federal farm subsidies](#)
- [What's in the new Farm Bill 2007 Database?](#)
- [New Farm Bill Web Site Generates Media Storm](#)

[Congressional District Ranking](#)

Related Content

Farms Receiving Government

Payments

Speech: Farm Policy For The Rest of
Us

USDA subsidy information for Members Of Grand Valley Hutterian

Members Of Grand Valley Hutterian: [Farm Location\(s\)](#) | [Recipient ownership share\(s\)](#)

Recipient's ownership share(s)

Recipient:	County	Percentage Share*
Grand Valley Hutterian Brethren I	Dickey County, North Dakota	100.0 %
	McPherson County, South Dakota	0.0 %

* Percentage share information is from 2006. According to USDA percentage shares for ownership may not reflect share of subsidy payments. EWG review shows that share information on file with USDA may not equal 100 percent.

environmental working group's Farm Subsidy Database



179,092,846

NEW 2007 Direct Payment Subsidy Overview NEW Press Release

[2008 Farm Subsidy Database Update](#)

[2008 Summary](#)

[2008 News Release](#)

[EWG's Policy Analysis Database](#)

READ MULCH

Updates commentary
& your feedback



- [Full Disclosure: Who really benefits from federal farm subsidies](#)
- [What's in the new Farm Bill 2007 Database?](#)
- [New Farm Bill Web Site Generates Media Storm](#)

[Congressional District Ranking](#)

USDA subsidy information for Members Of Grand Valley Hutterian

Members Of Grand Valley Hutterian: [Farm Location\(s\)](#) | [Recipient ownership share\(s\)](#)

Recipient's ownership share(s)

Recipient:	County	Percentage Share*
Grand Valley Hutterian Brethren I	Dickey County, North Dakota	0.0 %
	McPherson County, South Dakota	100.0 %

* Percentage share information is from 2006. According to USDA percentage shares for ownership may not reflect share of subsidy payments. EWG review shows that share information on file with USDA may not equal 100 percent.

Related Content

Farms Receiving Government

Payments

Speech: Farm Policy For The Rest of

Us



EWG Farm Subsidy Database

Corporate Subsidy Recipients 1 to 1 of 1 in North Dakota

Business Name: **GRAND VALLEY HUTTERIAN**

Rank	Name	Location	Subsidy Total 1995-2010
1	<u>Grand Valley Hutterian Brethren I</u>	Forbes, ND 58439	\$ 1,532,131.91

Note: The information on conservation spending for 2010 is incomplete due to missing data from USDA's Natural Resource Conservation Service. Payment data currently are not included for the Environmental Quality Incentives Program, but will be added once NRCS makes it available.

The information provided for the Wetland Reserve Program (WRP) provides an inaccurate picture of how WRP payments are distributed. USDA's Natural Resource Conservation Service uses title companies as intermediaries to finalize wetlands easements under the Wetlands Reserve Program. As a result, the data provided to us shows large sums of money going to these title companies. In reality, the payments are ultimately distributed to landowners participating in the WRP.

Unfortunately, NRCS has not provided the data to show where these farms and wetlands are located or which farmers or landowners are enrolling in the program, so EWG is unable to allocate these large sums of money to individuals beyond the title companies. Therefore, these companies skew the conservation rankings and payment concentration, which EWG cannot avoid unless and until NRCS makes available the additional farm attribution data. Therefore, we have not included WRP payments in the 2010 data update.

Finally, we have separated data on farm commodity, disaster and conservation payments in order to provide a more accurate picture of top recipients and concentration of payments among the three main categories of USDA programs.



USDA subsidy information for **Grand Valley Hutterian Brethren I**

Addresses on file with USDA for Grand Valley Hutterian Brethren I

USDA county office from which subsidies were paid:	Subsidy Payments 1995-2010	Most recent address on file in USDA county office
Dickey County, North Dakota	\$6,211	Grand Valley Hutterian Brethren I Forbes, ND 58439
McPherson County, South Dakota	\$1,525,921	Grand Valley Hutterian Brethren I Forbes, ND 58439
Total	\$1,532,132	

Note: The information on conservation spending for 2010 is incomplete due to missing data from USDA's Natural Resource Conservation Service. Payment data currently are not included for the Environmental Quality Incentives Program, but will be added once NRCS makes it available.

The information provided for the Wetland Reserve Program (WRP) provides an inaccurate picture of how WRP payments are distributed. USDA's Natural Resource Conservation Service uses title companies as intermediaries to finalize wetlands easements under the Wetlands Reserve Program. As a result, the data provided to us shows large sums of money going to these title companies. In reality, the payments are ultimately distributed to landowners participating in the WRP.

Unfortunately, NRCS has not provided the data to show where these farms and wetlands are located or which farmers or landowners are enrolling in the program, so EWG is unable to allocate these large sums of money to individuals beyond the title companies. Therefore, these companies skew the conservation rankings and payment concentration, which EWG cannot avoid unless and until NRCS makes available the additional farm attribution data. Therefore, we have not included WRP payments in the 2010 data update.

Finally, we have separated data on farm commodity, disaster and conservation payments in order to provide a more accurate picture of top recipients and concentration of payments among the three main categories of USDA programs.



Grand Valley Hutterian Brethren I received payments totaling \$1,532,132 from 1995 through 2010

Year	Conservation Subsidies	Disaster Subsidies	Commodity Subsidies	Total USDA Subsidies 1995-2010
1995	\$0	\$0	\$0	\$0
1996	\$0	\$0	\$0	\$0
1997	\$0	\$0	\$0	\$0
1998	\$0	\$0	\$0	\$0
1999	\$0	\$0	\$164,832	\$164,832
2000	\$0	\$55,680	\$306,944	\$362,624
2001	\$0	\$0	\$196,317	\$196,317
2002	\$0	\$0	\$30,527	\$30,527
2003	\$0	\$75,124	\$62,756	\$137,880
2004	\$0	\$0	\$59,926	\$59,926
2005	\$0	\$70,922	\$177,393	\$248,315
2006	\$0	\$0	\$71,737	\$71,737
2007	\$0	\$0	\$40,000	\$40,000
2008	\$0	\$80,000	\$40,000	\$120,000
2009	\$0	\$0	\$39,999	\$39,999
2010	\$0	\$20,258	\$39,717	\$59,975
Total	\$0	\$301,984	\$1,230,148	\$1,532,132

Crop Summary for Grand Valley Hutterian Brethren I

Crop	Payments 1995-2010
Corn Subsidies**	\$547,212
Wheat Subsidies**	\$277,608
Soybean Subsidies**	\$223,518
Sunflower Subsidies**	\$52,677
Barley Subsidies**	\$44,384
Dry Pea Subsidies	\$3,594
Oat Subsidies**	\$1,347
Flax Subsidies**	\$93

Counties where payments were made from

County	Subsidy Payments 1995-2010
--------	----------------------------

Dickey County, North Dakota	\$6,211
McPherson County, South Dakota	\$1,525,921
Total	\$1,532,132

Note: The information on conservation spending for 2010 is incomplete due to missing data from USDA's Natural Resource Conservation Service. Payment data currently are not included for the Environmental Quality Incentives Program, but will be added once NRCS makes it available.

The information provided for the Wetland Reserve Program (WRP) provides an inaccurate picture of how WRP payments are distributed. USDA's Natural Resource Conservation Service uses title companies as intermediaries to finalize wetlands easements under the Wetlands Reserve Program. As a result, the data provided to us shows large sums of money going to these title companies. In reality, the payments are ultimately distributed to landowners participating in the WRP.

Unfortunately, NRCS has not provided the data to show where these farms and wetlands are located or which farmers or landowners are enrolling in the program, so EWG is unable to allocate these large sums of money to individuals beyond the title companies. Therefore, these companies skew the conservation rankings and payment concentration, which EWG cannot avoid unless and until NRCS makes available the additional farm attribution data. Therefore, we have not included WRP payments in the 2010 data update.

Finally, we have separated data on farm commodity, disaster and conservation payments in order to provide a more accurate picture of top recipients and concentration of payments among the three main categories of USDA programs.



USDA subsidy information for **Grand Valley Hutterian Brethren I**

Payment Breakdown

Subsidy Program	Total Payments 1995-2010
Total USDA - Subsidies	\$1,532,132
<i>Subtotal, Farming Subsidies</i>	\$1,230,148
<i>Subtotal, Disaster Payments</i>	\$301,984

Commodity subsidy breakdown

Subsidy Program	Total Payments 1995-2010
Subtotal, Farming Subsidies	\$1,230,148
<i>Total Direct Payments</i>	\$334,221
Direct Program Payments - 2008 Farm Bill	\$78,594
Direct Payment - Barley	\$1,575
Direct Payment - Corn	\$99,797
Direct Payment - Flax	\$93
Direct Payment - Oats	\$1
Direct Payment - Soybeans	\$31,314
Direct Payment - Sunflower	\$28,215
Direct Payment - Wheat	\$94,632
<i>Total Counter Cyclical Payments</i>	\$95,687
Counter Cyclical Payment - Barley	\$624
Counter Cyclical Payment - Corn	\$95,063
Counter Cyclical Payment - Soybeans	\$0
Counter Cyclical Payment - Wheat	\$0
<i>Average Crop Revenue Election Program (ACRE)</i>	\$1,122
ACRE - Direct Payments	\$1,122
<i>Production Flexibility Contracts</i>	\$132,328
Production Flexibility - Barley	\$20,875
Production Flexibility - Corn	\$54,053
Production Flexibility - Oats	\$652
Production Flexibility - Wheat	\$56,748
<i>Mkt. Loss Asst. - Commodity Crops</i>	\$114,498
Market Loss Assistance - Barley	\$21,310
Market Loss Assistance - Corn	\$45,352

Market Loss Assistance - Oats	\$694
Market Loss Assistance - Wheat	\$47,142
<i>Oilseed Program</i>	\$14,128
Oilseed Program - Soybean	\$10,193
Oilseed Program - Sunflower	\$3,935
<i>Loan Deficiency Payments</i>	\$248,111
Loan Deficiency - Corn	\$32,752
Loan Deficiency - Soybeans	\$117,531
Loan Deficiency - Sunflower	\$20,527
Loan Deficiency - Wheat	\$73,708
Loan Deficiency - Dry Peas	\$3,594
<i>Total Commodity Certificates</i>	\$124,380
Commodity Certificates - Corn	\$59,900
Commodity Certificates - Soybeans	\$64,480
<i>Marketing Loan Gains</i>	\$165,673
Market Gains Farm - Corn	\$160,295
Market Gains Farm - Wheat	\$5,378

Disaster subsidy breakdown

Subsidy Program	Total Payments 1995-2010
Subtotal, Disaster Payments	\$301,984
<i>Misc. Disaster Payments</i>	\$301,984
Crop Disaster - Program	\$281,726
2009 Crop Assistance Program	\$20,258

Note: The information on conservation spending for 2010 is incomplete due to missing data from USDA's Natural Resource Conservation Service. Payment data currently are not included for the Environmental Quality Incentives Program, but will be added once NRCS makes it available.

The information provided for the Wetland Reserve Program (WRP) provides an inaccurate picture of how WRP payments are distributed. USDA's Natural Resource Conservation Service uses title companies as intermediaries to finalize wetlands easements under the Wetlands Reserve Program. As a result, the data provided to us shows large sums of money going to these title companies. In reality, the payments are ultimately distributed to landowners participating in the WRP.

Unfortunately, NRCS has not provided the data to show where these farms and wetlands are located or which farmers or landowners are enrolling in the program, so EWG is unable to allocate these large sums of money to individuals beyond the title companies. Therefore, these companies skew the conservation rankings and payment concentration, which EWG cannot avoid unless and until NRCS makes available the additional farm attribution data. Therefore, we have not included WRP payments in the 2010 data update.

Finally, we have separated data on farm commodity, disaster and conservation payments in order to provide a more accurate picture of top recipients and concentration of payments among the three main categories of USDA programs.



USDA subsidy information for **Grand Valley Hutterian Brethren I**

Ownership shares for **Grand Valley Hutterian Brethren I**

Pick year for ownership information

USDA county office/Ownership:	Percentage Share*
Grand Valley Hutterian Brethren I ownership information from 2008 McPherson County, South Dakota	
<u>Members Of Grand Valley Hutterian</u>	100.00%

* According to USDA percentage shares for ownership may not reflect share of subsidy payments. EWG review shows that share information on file with USDA may not always equal 100 percent. Most recent percentage share information is from 2008. Future release of this information was barred by law in the 2008 Farm Bill.

Note: The information on conservation spending for 2010 is incomplete due to missing data from USDA's Natural Resource Conservation Service. Payment data currently are not included for the Environmental Quality Incentives Program, but will be added once NRCS makes it available.

The information provided for the Wetland Reserve Program (WRP) provides an inaccurate picture of how WRP payments are distributed. USDA's Natural Resource Conservation Service uses title companies as intermediaries to finalize wetlands easements under the Wetlands Reserve Program. As a result, the data provided to us shows large sums of money going to these title companies. In reality, the payments are ultimately distributed to landowners participating in the WRP.

Unfortunately, NRCS has not provided the data to show where these farms and wetlands are located or which farmers or landowners are enrolling in the program, so EWG is unable to allocate these large sums of money to individuals beyond the title companies. Therefore, these companies skew the conservation rankings and payment concentration, which EWG cannot avoid unless and until NRCS makes available the additional farm attribution data. Therefore, we have not included WRP payments in the 2010 data update.

Finally, we have separated data on farm commodity, disaster and conservation payments in order to provide a more accurate picture of top recipients and concentration of payments among the three main categories of USDA programs.

USDA subsidy information for **Members Of Grand Valley Hutterian****Recipient's ownership share(s)**

Recipient:	County	Percentage Share*
	Dickey County, North Dakota	0.0 %
	McPherson County, South Dakota	100.0 %
<u>Grand Valley Hutterian Brethren I</u>	Dickey County, North Dakota	0.0 %
	McPherson County, South Dakota	100.0 %
	Dickey County, North Dakota	0.0 %
	McPherson County, South Dakota	100.0 %

* Most recent percentage share information is from 2008. According to USDA percentage shares for ownership may not reflect share of subsidy payments. EWG review shows that share information on file with USDA may not equal 100 percent.

Note: The information on conservation spending for 2010 is incomplete due to missing data from USDA's Natural Resource Conservation Service. Payment data currently are not included for the Environmental Quality Incentives Program, but will be added once NRCS makes it available.

The information provided for the Wetland Reserve Program (WRP) provides an inaccurate picture of how WRP payments are distributed. USDA's Natural Resource Conservation Service uses title companies as intermediaries to finalize wetlands easements under the Wetlands Reserve Program. As a result, the data provided to us shows large sums of money going to these title companies. In reality, the payments are ultimately distributed to landowners participating in the WRP.

Unfortunately, NRCS has not provided the data to show where these farms and wetlands are located or which farmers or landowners are enrolling in the program, so EWG is unable to allocate these large sums of money to individuals beyond the title companies. Therefore, these companies skew the conservation rankings and payment concentration, which EWG cannot avoid unless and until NRCS makes available the additional farm attribution data. Therefore, we have not included WRP payments in the 2010 data update.

Finally, we have separated data on farm commodity, disaster and conservation payments in order to provide a more accurate picture of top recipients and concentration of payments among the three main categories of USDA programs.

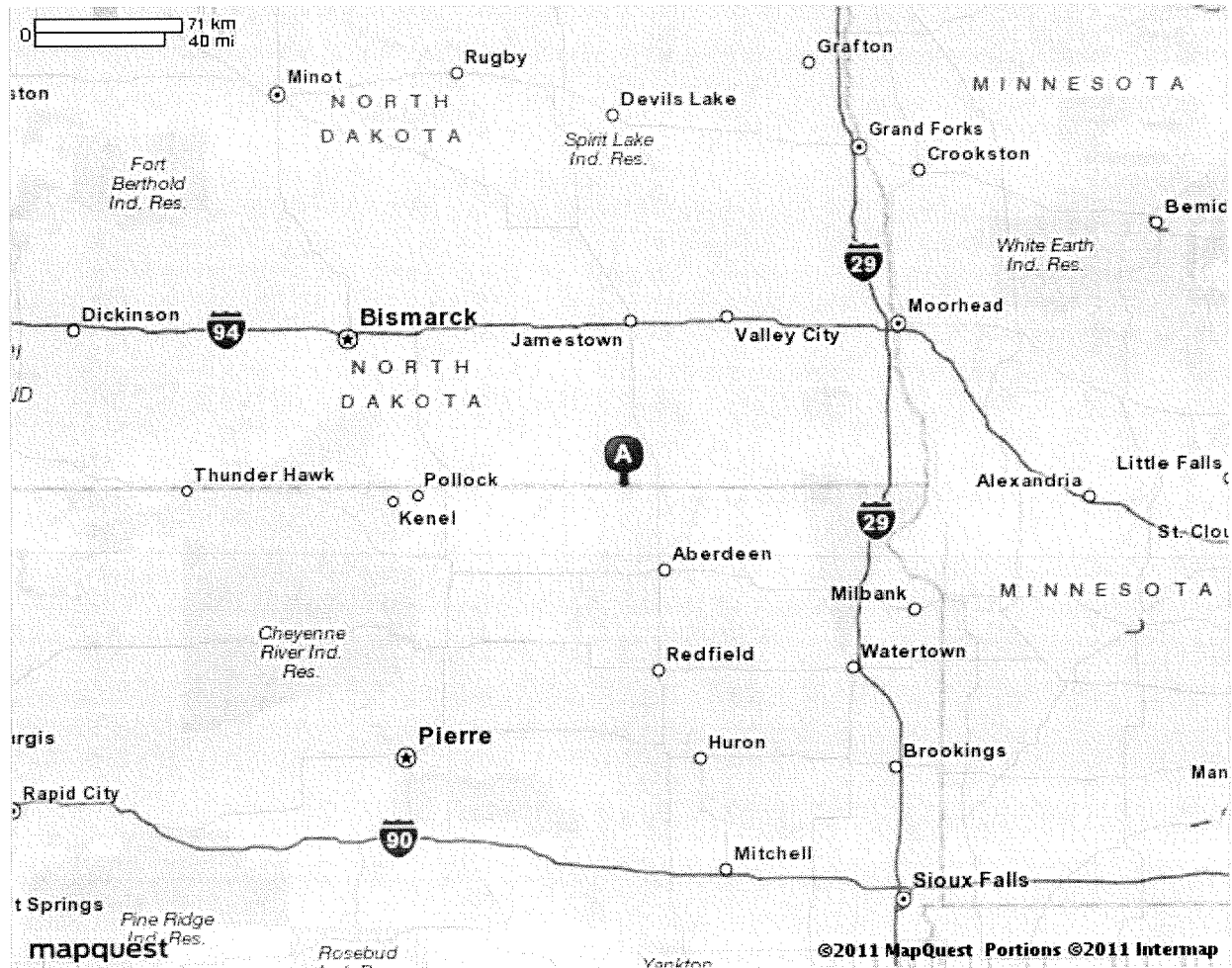
Contact Information for Hutterite colonies as USDA farm subsidy recipients
Subject: Grand Valley Hutterian Brethren I, Forbes, ND 58439

Contact Information for [Grand Valley Hutterian Brethren I, Forbes, ND 58439]
Phone: (no data)
Address: (no data)



Map of Forbes, ND

Notes



All rights reserved. Use subject to [License/Copyright](#) | [Map Legend](#)

Directions and maps are informational only. We make no warranties on the accuracy of their content, road conditions or route usability or expeditiousness. You assume all risk of use. MapQuest and its suppliers shall not be liable to you for any loss or delay resulting from your use of MapQuest. Your use of MapQuest means you agree to our [Terms of Use](#)

List of Evidence for Hutterite colonies as USDA farm subsidy recipients

Subject: Grant Hutterian Brethern Associa, Enderlin, ND 58027

(note: name not confirmed as a Hutterite colony)

Location by State: North Dakota

Form and Version of Evidence: Short Form for Original Evidence (Long Form)

Timeframe of Evidence as Webpages: 2011

Status: Investigation as EO (Exempt Organization)

Topic: Short Form includes Findings and Conclusion from Original Evidence (Long Form)

Section SF. List of Short Form of Evidence for OE and NE 1

1) EWG 'Search Result' and 'Farm Location(s)' webpages for data 1995-2006

Both from Environmental Working Group's Farm Subsidy Database - [<http://farm.ewg.org/>]

Evidence included: no

2) EWG 'Ownership Interest(s)' webpage(s) for data 1995-2006

From Environmental Working Group's Farm Subsidy Database - [<http://farm.ewg.org/>]

Evidence included: no

3) EWG dataset (7/21/2011) for data 1995-2010

From Environmental Working Group's Farm Subsidy Database - [<http://farm.ewg.org/>]

Evidence included: yes

4) IRS Exempt Organization (EO) data webpage(s) from [www.irs.gov]

EO File URL: [<http://www.irs.gov/taxstats/charitablestats/article/0,,id=97186,00.html>]

EO File Date (for OE): (7/25/2011 is date EO file page was printed from the IRS website)

EO File Date (for NE 1): (not included)

Evidence included: yes

5) IRS EO/BMF Data Decoded page

Evidence included: no

6) Melissa Data webpage(s) (7/21/2011) from [www.melissadata.com]

Evidence included: yes

7) Manta data webpage(s) from [www.manta.com]

Evidence included: no

8) Hutterite Surnames page

Evidence included: no

9) Hutterite Directory webpage(s)

From [www.cedrontech.com], or link from [www.hutterites.org]

Evidence included: no

10) Contact Information page(s)

Evidence included: yes

11) MapQuest webpage(s) (7/22/2011) from [www.mapquest.com]

Evidence included: yes

Note:

Grant Hutterian Brethern Associa is a new addition to the original set of evidence for Hutterite colonies as USDA farm subsidy recipients. The evidence is a New Evidence 1 dataset which is set up as original evidence. All evidence has been introduced for the original evidence (long form) except for the 'Contact Information' page and the 'MapQuest' webpage which are introduced as evidence for the Short Form of Evidence for Grant Hutterian Brethern Associa.

List of Evidence for Hutterite colonies as USDA farm subsidy recipients

Subject: Grant Hutterian Brethern Associa, Enderlin, ND 58027

Location by State: North Dakota

Status: Investigation as EO (Exempt Organization)

Topic: Findings, for Section LF, Version 1

Findings (for Section LF, Version 1):

1:

Grant Hutterian Brethern Associa fits a profile of a Hutterite colony but cannot confirm identity as a Hutterite colony and member of the Hutterian Brethren Church due to a lack of evidence.

Data for Grant Hutterian Brethern Associa that fits a profile of a Hutterite colony:

1) Name: Grant Hutterian Brethern Associa, Enderlin, ND 58027 (USDA farm subsidy recipient)

2) IRS EO/BMF data:

a) Name: Grant Hutterian Brethren Inc, Enderlin, ND 58027-9642

b) IRC Section:

1) IRM Table: 501(d) Apostolic and religious organization

2) SOI Table: 501(d) Apostolic and Religious Org.

2(a):

IRS EO/BMF data found but the organization name is not the same as the USDA business name. The 2 names are similar and in the same location so there is a possibility that the 2 names are the same identity.

USDA Business Name and Location:

[Grant Hutterian Brethern Associa, Enderlin, ND 58027]

IRS Organization Name and Location:

[Grant Hutterian Brethren Inc, Enderlin, ND 58027-9642]

If the 2 names are the same identity then the IRC section '501(d) Apostolic and religious organization' and the ruling date 07/2003 indicate the organization received USDA farm subsidies during the timeframe 1995-2010 as a tax-exempt nonprofit religious organization.

2(b):

'Summary' data shows that the farm subsidy payment data for the calculation of the USDA farm subsidy total for 1995-2010 applies to 2003-2006 and 2008-2009.

3:

Comparison of IRS EO/BMF data with Melissa Data data:

[Data Date: (IRS 7/25/2011), (Melissa Data 7/21/2011)]

[Data: EIN, Organization Name, Location by State, IRC Section, Ruling Date]

[861050747, Grant Hutterian Brethren Inc, ND, 501(d), 07/2003 = IRS]

[861050747, Grant Hutterian Brethren Inc, ND, 501(d), 07-2003 = Melissa Data]

Comparison of data demonstrates all data is the same basic data.

The IRS data is included with the evidence to verify the Employer Identification Number (EIN) found with the Melissa Data data for 'Tax I.D. Number'. The process of verification of EIN data will help to establish the validity of the Melissa Data data.

4:

IRS EO/BMF data indicates the organization is not required to file Form 990. Data from Melissa Data for the same organization indicates the organization is not required to file Form 990. The organization is classified as IRC section 501(d) and files Form 1065 so the data for Form 990 is correct.

5:

Different Business Names:

- 1) EWG/USDA farm subsidy data: Grant Hutt Brethren Inc
(Section LF(A)List 1(2))

6:

Dataset for timeframe 1995-2010:

Identity of USDA farm subsidy recipient:

[Grant Hutterian Brethern Associa, Enderlin, ND 58027]

USDA farm subsidy total:

- 1) Subsidy Total 1995-2010: \$470,666.29 (note: exact calculation)
- 2) Subsidy Payments 1995-2010 Total: \$470,666 (note: rounded off calculation)
- 3) 'Summary' data shows that the farm subsidy payment data for the calculation of the USDA farm subsidy total for 1995-2010 applies to 2003-2006 and 2008-2009.

IRC Section: (unknown)

Ruling Date: (unknown)

Operating As: The organization fits a profile of a Hutterite colony but cannot confirm identity as a Hutterite colony due to a lack of evidence.

List of Evidence for Hutterite colonies as USDA farm subsidy recipients

Subject: Grant Hutterian Brethern Associa, Enderlin, ND 58027

Location by State: North Dakota

Status: Investigation as EO (Exempt Organization)

Topic: Conclusion, for Section LF, Version 1

Conclusion (for Section LF, Version 1):

1(a):

The IRS organization name is not the same as the USDA business name. The 2 names are similar and in the same location so there is a possibility that the 2 names are the same identity. If the 2 names are the same identity then the IRC section '501(d) Apostolic and religious organization' and the ruling date 07/2003 indicate the organization received USDA farm subsidies during the timeframe 1995-2010 as a tax-exempt nonprofit religious organization.

1(b):

'Summary' data shows that the farm subsidy payment data for the calculation of the USDA farm subsidy total for 1995-2010 applies to 2003-2006 and 2008-2009.

2:

Dataset for timeframe 1995-2010:

Identity of USDA farm subsidy recipient:

[Grant Hutterian Brethern Associa, Enderlin, ND 58027]

USDA farm subsidy total:

1) Subsidy Total 1995-2010: \$470,666.29 (note: exact calculation)

2) Subsidy Payments 1995-2010 Total: \$470,666 (note: rounded off calculation)

3) 'Summary' data shows that the farm subsidy payment data for the calculation of the USDA farm subsidy total for 1995-2010 applies to 2003-2006 and 2008-2009.

IRC Section: (unknown)

Ruling Date: (unknown)

Operating As: The organization fits a profile of a Hutterite colony but cannot confirm identity as a Hutterite colony due to a lack of evidence.

3:

Recommendation:

> Step 1

Determine if organization is a Hutterite colony.

Name: Grant Hutterian Brethern Associa, Enderlin, ND 58027

IRS EO/BMF data:

[Grant Hutterian Brethren Inc, 5543 129th Ave SE, Enderlin, ND 58027-9642]

> Step 2

Determine IRS organization name as same identity as USDA business name.

USDA Business Name and Location:

[Grant Hutterian Brethern Associa, Enderlin, ND 58027]

IRS Organization Name and Address:

[Grant Hutterian Brethren Inc, 5543 129th Ave SE, Enderlin, ND 58027-9642]

> Step 3

If a determination of IRS organization name as same identity as USDA business name cannot be made then a investigation is necessary to find IRC section data from the IRS Business Master File (BMF) for:

Name: Grant Hutterian Brethern Associa, Enderlin, ND 58027

Different Business Names:

1) EWG/USDA farm subsidy data: Grant Hutt Brethren Inc
(Section LF(A)List 1(2))

Timeframe for IRC section data: 2003-2009



EWG Farm Subsidy Database

Corporate Subsidy Recipients **1** to **1** of **1** in North Dakota

Business Name: **GRANT HUTTERIAN**

Rank	Name	Location	Subsidy Total 1995-2010
1	Grant Hutterian Brethern Associa	Enderlin, ND 58027	\$ 470,666.29

Note: The information on conservation spending for 2010 is incomplete due to missing data from USDA's Natural Resource Conservation Service. Payment data currently are not included for the Environmental Quality Incentives Program, but will be added once NRCS makes it available.

The information provided for the Wetland Reserve Program (WRP) provides an inaccurate picture of how WRP payments are distributed. USDA's Natural Resource Conservation Service uses title companies as intermediaries to finalize wetlands easements under the Wetlands Reserve Program. As a result, the data provided to us shows large sums of money going to these title companies. In reality, the payments are ultimately distributed to landowners participating in the WRP.

Unfortunately, NRCS has not provided the data to show where these farms and wetlands are located or which farmers or landowners are enrolling in the program, so EWG is unable to allocate these large sums of money to individuals beyond the title companies. Therefore, these companies skew the conservation rankings and payment concentration, which EWG cannot avoid unless and until NRCS makes available the additional farm attribution data. Therefore, we have not included WRP payments in the 2010 data update.

Finally, we have separated data on farm commodity, disaster and conservation payments in order to provide a more accurate picture of top recipients and concentration of payments among the three main categories of USDA programs.

USDA subsidy information for **Grant Hutt Brethren Inc****Addresses on file with USDA for Grant Hutt Brethren Inc**

USDA county office from which subsidies were paid:	Subsidy Payments 1995-2010	Most recent address on file in USDA county office
Ransom County, North Dakota	\$23,568	Grant Hutterian Brethern Associa Enderlin, ND 58027
Edmunds County, South Dakota	\$447,099	Grant Hutt Brethren Inc Ipswich, SD 57451
Total	\$470,666	

Note: The information on conservation spending for 2010 is incomplete due to missing data from USDA's Natural Resource Conservation Service. Payment data currently are not included for the Environmental Quality Incentives Program, but will be added once NRCS makes it available.

The information provided for the Wetland Reserve Program (WRP) provides an inaccurate picture of how WRP payments are distributed. USDA's Natural Resource Conservation Service uses title companies as intermediaries to finalize wetlands easements under the Wetlands Reserve Program. As a result, the data provided to us shows large sums of money going to these title companies. In reality, the payments are ultimately distributed to landowners participating in the WRP.

Unfortunately, NRCS has not provided the data to show where these farms and wetlands are located or which farmers or landowners are enrolling in the program, so EWG is unable to allocate these large sums of money to individuals beyond the title companies. Therefore, these companies skew the conservation rankings and payment concentration, which EWG cannot avoid unless and until NRCS makes available the additional farm attribution data. Therefore, we have not included WRP payments in the 2010 data update.

Finally, we have separated data on farm commodity, disaster and conservation payments in order to provide a more accurate picture of top recipients and concentration of payments among the three main categories of USDA programs.



Grant Hutt Brethren Inc received payments totaling \$470,666 from 1995 through 2010

Year	Conservation Subsidies	Disaster Subsidies	Commodity Subsidies	Total USDA Subsidies 1995-2010
1995	\$0	\$0	\$0	\$0
1996	\$0	\$0	\$0	\$0
1997	\$0	\$0	\$0	\$0
1998	\$0	\$0	\$0	\$0
1999	\$0	\$0	\$0	\$0
2000	\$0	\$0	\$0	\$0
2001	\$0	\$0	\$0	\$0
2002	\$0	\$0	\$0	\$0
2003	\$0	\$0	\$39,904	\$39,904
2004	\$0	\$0	\$112,594	\$112,594
2005	\$0	\$2,650	\$203,683	\$206,333
2006	\$0	\$0	\$67,522	\$67,522
2007	\$0	\$0	\$0	\$0
2008	\$0	\$20,745	\$0	\$20,745
2009	\$8,327	\$0	\$15,241	\$23,568
2010	\$0	\$0	\$0	\$0
Total	\$8,327	\$23,395	\$438,944	\$470,666

Crop Summary for Grant Hutt Brethren Inc

Crop	Payments 1995-2010
Corn Subsidies**	\$290,602
Wheat Subsidies**	\$73,686
Sunflower Subsidies**	\$33,660
Soybean Subsidies**	\$22,461
Barley Subsidies**	\$3,596
Oat Subsidies**	\$22

Counties where payments were made from

County	Subsidy Payments 1995-2010
Ransom County, North Dakota	\$23,568
Edmunds County, South Dakota	\$447,099

Total**\$470,666**

Note: The information on conservation spending for 2010 is incomplete due to missing data from USDA's Natural Resource Conservation Service. Payment data currently are not included for the Environmental Quality Incentives Program, but will be added once NRCS makes it available.

The information provided for the Wetland Reserve Program (WRP) provides an inaccurate picture of how WRP payments are distributed. USDA's Natural Resource Conservation Service uses title companies as intermediaries to finalize wetlands easements under the Wetlands Reserve Program. As a result, the data provided to us shows large sums of money going to these title companies. In reality, the payments are ultimately distributed to landowners participating in the WRP.

Unfortunately, NRCS has not provided the data to show where these farms and wetlands are located or which farmers or landowners are enrolling in the program, so EWG is unable to allocate these large sums of money to individuals beyond the title companies. Therefore, these companies skew the conservation rankings and payment concentration, which EWG cannot avoid unless and until NRCS makes available the additional farm attribution data. Therefore, we have not included WRP payments in the 2010 data update.

Finally, we have separated data on farm commodity, disaster and conservation payments in order to provide a more accurate picture of top recipients and concentration of payments among the three main categories of USDA programs.

USDA subsidy information for **Grant Hutt Brethren Inc****Payment Breakdown**

Subsidy Program	Total Payments 1995-2010
Total USDA - Subsidies	\$470,666
<i>Subtotal, Farming Subsidies</i>	\$438,944
<i>Subtotal, Conservation Programs</i>	\$8,327
<i>Subtotal, Disaster Payments</i>	\$23,395

Commodity subsidy breakdown

Subsidy Program	Total Payments 1995-2010
Subtotal, Farming Subsidies	\$438,944
<i>Total Direct Payments</i>	\$158,872
Direct Program Payments - 2008 Farm Bill	\$14,917
Direct Payment - Barley	\$2,272
Direct Payment - Corn	\$42,075
Direct Payment - Oats	\$22
Direct Payment - Soybeans	\$11,220
Direct Payment - Sunflower	\$33,660
Direct Payment - Wheat	\$54,706
<i>Total Counter Cyclical Payments</i>	\$79,728
Counter Cyclical Payment - Barley	\$1,324
Counter Cyclical Payment - Corn	\$78,404
Counter Cyclical Payment - Soybeans	\$0
Counter Cyclical Payment - Wheat	\$0
<i>Loan Deficiency Payments</i>	\$130,787
Loan Deficiency - Corn	\$100,566
Loan Deficiency - Soybeans	\$11,241
Loan Deficiency - Wheat	\$18,980
<i>Total Commodity Certificates</i>	\$69,558
Commodity Certificates - Corn	\$69,558

Conservation subsidy breakdown

Subsidy Program	Total Payments 1995-2010
Subtotal, Conservation Programs	\$8,327

Conservation Reserve Program	\$8,327
CRP - Annual Land Rental	\$8,327

Disaster subsidy breakdown

Subsidy Program	Total Payments 1995-2010
Subtotal, Disaster Payments	\$23,395
Misc. Disaster Payments	\$23,395
Crop Disaster - Program	\$23,395

Note: The information on conservation spending for 2010 is incomplete due to missing data from USDA's Natural Resource Conservation Service. Payment data currently are not included for the Environmental Quality Incentives Program, but will be added once NRCS makes it available.


The information provided for the Wetland Reserve Program (WRP) provides an inaccurate picture of how WRP payments are distributed. USDA's Natural Resource Conservation Service uses title companies as intermediaries to finalize wetlands easements under the Wetlands Reserve Program. As a result, the data provided to us shows large sums of money going to these title companies. In reality, the payments are ultimately distributed to landowners participating in the WRP.

Unfortunately, NRCS has not provided the data to show where these farms and wetlands are located or which farmers or landowners are enrolling in the program, so EWG is unable to allocate these large sums of money to individuals beyond the title companies. Therefore, these companies skew the conservation rankings and payment concentration, which EWG cannot avoid unless and until NRCS makes available the additional farm attribution data. Therefore, we have not included WRP payments in the 2010 data update.

Finally, we have separated data on farm commodity, disaster and conservation payments in order to provide a more accurate picture of top recipients and concentration of payments among the three main categories of USDA programs.

USDA subsidy information for **Grant Hutt Brethren Inc**

Ownership shares for Grant Hutt Brethren Inc

Pick year for ownership information 

USDA county office/Ownership:

Percentage
Share*

**Grant Hutterian Brethern Associa
ownership information from 2008
Edmunds County, South Dakota**

Members Of Grant Hutterian Brethe **100.00%**

* According to USDA percentage shares for ownership may not reflect share of subsidy payments. EWG review shows that share information on file with USDA may not always equal 100 percent. Most recent percentage share information is from 2008. Future release of this information was barred by law in the 2008 Farm Bill.

Note: The information on conservation spending for 2010 is incomplete due to missing data from USDA's Natural Resource Conservation Service. Payment data currently are not included for the Environmental Quality Incentives Program, but will be added once NRCS makes it available.

The information provided for the Wetland Reserve Program (WRP) provides an inaccurate picture of how WRP payments are distributed. USDA's Natural Resource Conservation Service uses title companies as intermediaries to finalize wetlands easements under the Wetlands Reserve Program. As a result, the data provided to us shows large sums of money going to these title companies. In reality, the payments are ultimately distributed to landowners participating in the WRP.

Unfortunately, NRCS has not provided the data to show where these farms and wetlands are located or which farmers or landowners are enrolling in the program, so EWG is unable to allocate these large sums of money to individuals beyond the title companies. Therefore, these companies skew the conservation rankings and payment concentration, which EWG cannot avoid unless and until NRCS makes available the additional farm attribution data. Therefore, we have not included WRP payments in the 2010 data update.

Finally, we have separated data on farm commodity, disaster and conservation payments in order to provide a more accurate picture of top recipients and concentration of payments among the three main categories of USDA programs.

USDA subsidy information for **Members Of Grant Hutterian Brethe****Recipient's ownership share(s)**

Recipient:	County	Percentage Share*
	Edmunds County, South Dakota	100.0 %
<u>Grant Hutterian Brethern Associa</u>	Edmunds County, South Dakota	100.0 %
	Edmunds County, South Dakota	100.0 %

* Most recent percentage share information is from 2008. According to USDA percentage shares for ownership may not reflect share of subsidy payments. EWG review shows that share information on file with USDA may not equal 100 percent.

Note: The information on conservation spending for 2010 is incomplete due to missing data from USDA's Natural Resource Conservation Service. Payment data currently are not included for the Environmental Quality Incentives Program, but will be added once NRCS makes it available.

The information provided for the Wetland Reserve Program (WRP) provides an inaccurate picture of how WRP payments are distributed. USDA's Natural Resource Conservation Service uses title companies as intermediaries to finalize wetlands easements under the Wetlands Reserve Program. As a result, the data provided to us shows large sums of money going to these title companies. In reality, the payments are ultimately distributed to landowners participating in the WRP.

Unfortunately, NRCS has not provided the data to show where these farms and wetlands are located or which farmers or landowners are enrolling in the program, so EWG is unable to allocate these large sums of money to individuals beyond the title companies. Therefore, these companies skew the conservation rankings and payment concentration, which EWG cannot avoid unless and until NRCS makes available the additional farm attribution data. Therefore, we have not included WRP payments in the 2010 data update.

Finally, we have separated data on farm commodity, disaster and conservation payments in order to provide a more accurate picture of top recipients and concentration of payments among the three main categories of USDA programs.

86105074	GRANT-HUTTERIAN BRETHREN INC		
5543 129TH AVE SE	ENDERLIN		ND58027-
964200004031	2003072000000000000101000000	00000	12
X20			
450341185	GRANT-SIOUX COUNTY FARM BUREAU		
102 S MAIN ST	CARSON		ND58529-
400200000531	19780220023100000010100000020100900020		
09000000000000000000000000000000	00000000000000		
450334269	GRANVILLE COMMUNITY HOUSING CORPORATION		
56	GRANVILLE		ND58741-
000000000433	19760820038100000010100000020081243010		
12000000012540200000000027968	00000000027968		
450352789	GRANVILLE SENIOR CITIZENS		
PO BOX 12	GRANVILLE		ND58741-
001200000331	19790911531955957510100000020091200020		
12000000000000000000000000000000	00000000000000		
450447477	GRAY FAMILY CHARITABLE REMAINDER UNITRUST		
% UNIVERSITY OF NORTH DAKOTA FDN	2300 S COLUMBIA RD		
GRAND FORKS	ND58201-582600009001		
00000000092800000001200000020101200000	12000000002066960000000000000000		
542083504	GREAT EVANGELICAL FOUNDATION		
% AL MARKEGARD	PO BOX 9144		
FARGO	ND58106-914400000331		
200312115000000000010100000020091231020	1200000000042300000000000001428		
0000000001428 T31			
450427665	GREAT PLAINS ASSISTANCE DOGS FOUNDATION		
920 SHORT STREET	JUD		ND58454-
000000000331	199312115160000000010100000020101253010		
060000000052923600000000076776	00000000076776	SERVICE DOGS FOR AMERICA	
264477226	GREAT PLAINS ORAL & MAXILLOFACIAL CANCER CENTER		
1212 7TH ST S	FARGO		ND58103-
271400000332	200906115000000000010100000020091200020		
12000000000000000000000000000000	00000000000000 E70		
450414933	GREAT PLAINS RECREATION INC		
% TRISTIN DORSEHNER	420 COUNTY ROAD 26		
BEULAH	ND58523-000000000431		
199102200263000000010100000020101200010	12000000000000000000000000000000		
00000000000000			
456011769	GREATER FARGO MOORHEAD ECONOMIC DEVELOPMENT CORPORATION		
% BRIAN WALTERS	51 BROADWAY NO 500		
FARGO	ND58102-000000000331		
20060511520040300010100000020101265010	120000000211214000000000832474		
0000000832474 S31			
450356540	GREATER GRAND FORKS APARTMENT ASSOCIATION		
PO BOX 12513	GRAND FORKS		ND58208-
251300000632	19831020020500000010100000020091200020		
12000000000000000000000000000000	00000000000000		
450381348	GREATER GRAND FORKS AREA CRIME STOPPERS INC		
% KAY SCHRAEDER	PO BOX 5483		
GRAND FORKS	ND58206-548300000331		
198612116000000000010100000020101200020	12000000000000000000000000000000		
0000000000000 I20Z	GRAND FORKS CHAPTER		
450433485	GREATER GRAND FORKS COMMUNITY CORRECTIONS ADVISORY BOARD INC		
% ND PAROLE AND PROBATION OFFICE	311 S 4TH ST STE 201		

MELISSA DATA[Sign In](#) | [Cart](#) | [Newsletters](#) | [Search](#)

1-800-MELISSA

[Products](#)[Solutions](#)[Downloads & Trials](#)[Support](#)[Resources](#)[Lookups](#)[Contact Us](#)[Free Lookups](#)[Home](#) > [Lookups](#) > Nonprofit Organization Lookup[Help](#)

Is your direct mail campaign headed in the right direction?

[find out now](#)Enter a 5-digit ZIP Code,
organization name or 9-digit Tax ID**Use this LookUp to:**

- Find information on over 1.4 million registered nonprofit organizations in the United States
- Get organization name, assets, income, and IRS subsection
- Select organization for contact name and address, type of foundation and organization
- Get deductibility status, classification, Form 990, and more

GRANT HUTTERIAN BRETHREN INC

5543 129TH AVE SE

Address ENDERLIN, ND [58027-9642](#)[MapG](#) [MapY](#) [MapV](#)

IRS Subsection 501(d) - A religious and apostolic association.

Type of Organization Corporation

Deductibility Contributions are NOT deductible

Tax I.D. Number 861050747

Exempt Since 07-2003

Form 990 Requirement Not required to file 990

Classification Christian

Share with others information about this Nonprofit - like the web site, e-mail address, how to donate or any corrections to the data shown.

Messages

[How Can We Improve this Lookup?](#) | [Send to a Friend](#) | [Lookups Forum](#) | [Terms of Use](#)

Contact Information for Hutterite colonies as USDA farm subsidy recipients
Subject: Grant Hutterian Brethern Associa, Enderlin, ND 58027
(note: name not confirmed as a Hutterite colony)

Contact Information for [Grant Hutterian Brethern Associa, Enderlin, ND 58027]

1) IRS EO/BMF data

Address:

Grant Hutterian Brethren Inc
5543 129th Ave SE
Enderlin, ND 58027-9642

Address verification results from [www.melissadata.com]:

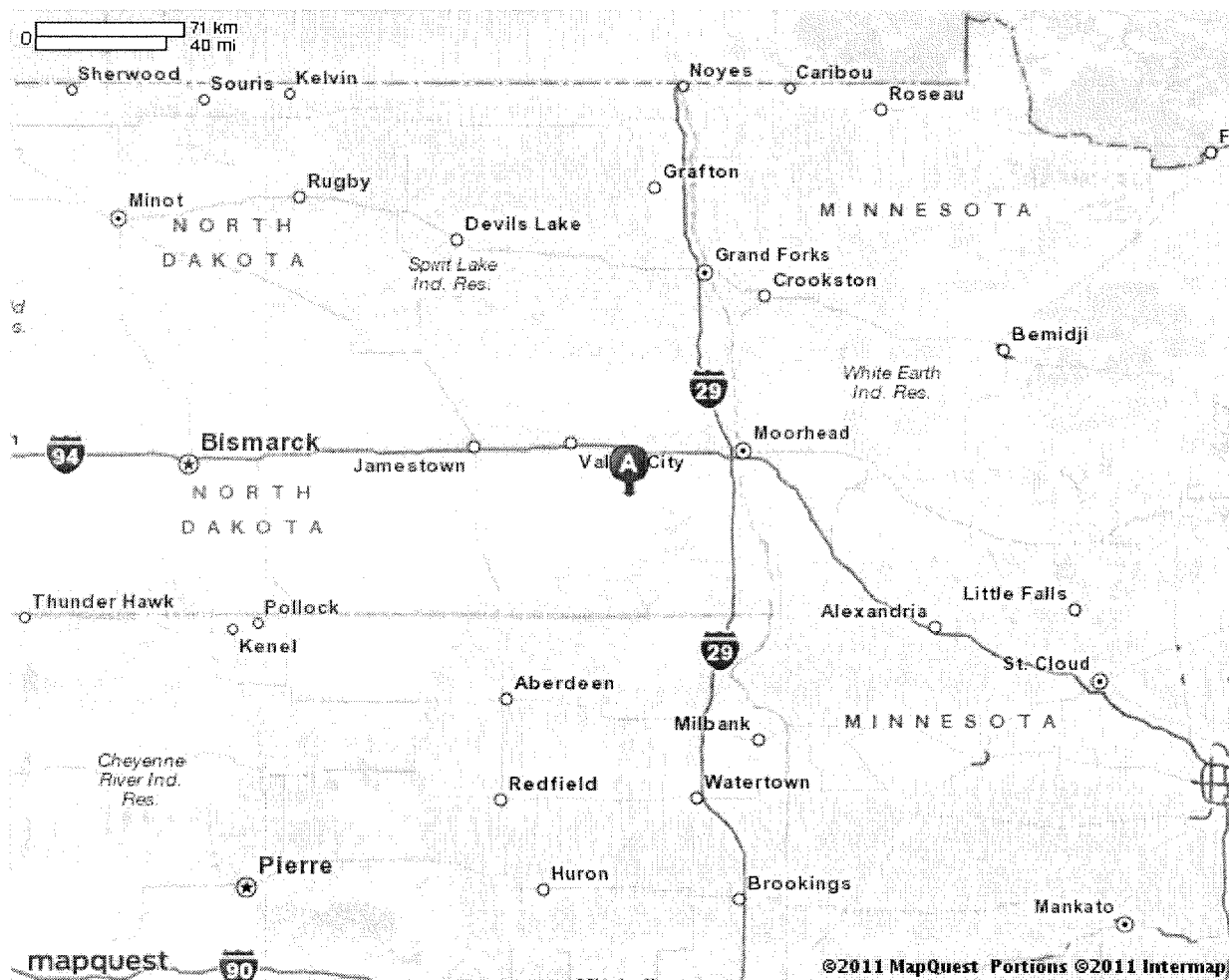
1) For (1) IRS EO/BMF data: address verified



MAPQUEST

Notes

Map of Enderlin, ND



All rights reserved. Use subject to [License/Copyright](#) | [Map Legend](#)

Directions and maps are informational only. We make no warranties on the accuracy of their content, road conditions or route usability or expeditiousness. You assume all risk of use. MapQuest and its suppliers shall not be liable to you for any loss or delay resulting from your use of MapQuest. Your use of MapQuest means you agree to our [Terms of Use](#)

List of Evidence for Hutterite colonies as USDA farm subsidy recipients

Subject: Homestead Hutterian Brthn Assoc, Fullerton, ND 58441

(note: name not confirmed as a Hutterite colony)

Location by State: North Dakota

Form and Version of Evidence:

[Short Form for Original Evidence (Long Form) and New Evidence 1]

Timeframe of Evidence as Webpages: 2009-2011

Status: Investigation as EO (Exempt Organization)

Topic: Short Form includes Findings from Original Evidence (Long Form) and
New Evidence 1, and Conclusion from New Evidence 1

Section SF. List of Short Form of Evidence for OE and NE 1

1) EWG 'Search Result' and 'Farm Location(s)' webpages (10/26/2009) for data 1995-2006

Both from Environmental Working Group's Farm Subsidy Database - [<http://farm.ewg.org/>]

Evidence included: yes

2) EWG 'Ownership Interest(s)' webpage(s) (10/26/2009) for data 1995-2006

From Environmental Working Group's Farm Subsidy Database - [<http://farm.ewg.org/>]

Evidence included: yes

3) EWG dataset (7/21/2011) for data 1995-2010

From Environmental Working Group's Farm Subsidy Database - [<http://farm.ewg.org/>]

Evidence included: yes

4) IRS Exempt Organization (EO) data webpage(s) from [www.irs.gov]

EO File URL: [<http://www.irs.gov/taxstats/charitablestats/article/0,,id=97186,00.html>]

EO File Date (for OE): (12/7/2009 is date EO file was downloaded from IRS website to CD)

EO File Date (for NE 1): (not included)

Evidence included: yes

5) IRS EO/BMF Data Decoded page

Evidence included: yes

6) Melissa Data webpage(s) (10/26/2009) and (7/21/2011) from [www.melissadata.com]

Evidence included: yes

7) Manta data webpage(s) from [www.manta.com]

Evidence included: no

8) Hutterite Surnames page

Evidence included: no

9) Hutterite Directory webpage(s)

From [www.cedrontech.com], or link from [www.hutterites.org]

Evidence included: no

10) Contact Information page(s)

Evidence included: yes

11) MapQuest webpage(s) (5/26/2011) from [www.mapquest.com]

Evidence included: yes

Note:

All evidence has been introduced for the original evidence (long form) and/or the new evidence 1, except the 'Contact Information' page and the 'MapQuest' webpage which are introduced as evidence for the 'Short Form of Evidence for OE and NE 1'.

List of Evidence for Hutterite colonies as USDA farm subsidy recipients

Subject: Homestead Hutterian Brthn Assoc, Fullerton, ND 58441

Location by State: North Dakota

Status: Investigation as EO (Exempt Organization)

Topic: Findings, for Section LF and Section SF, Version 1

Findings (for Section LF and Section SF, Version 1):

1:

Homestead Hutterian Brthn Assoc fits a profile of a Hutterite colony but cannot confirm identity as a Hutterite colony and member of the Hutterian Brethren Church due to a lack of evidence.

Data for Homestead Hutterian Brthn Assoc that fits a profile of a Hutterite colony:

1) Name: Homestead Hutterian Brthn Assoc, Fullerton, ND 58441

(USDA farm subsidy recipient)

2) IRS EO/BMF data:

a) Name: Homestead Hutterian Brethren Association, Fullerton, ND 58441-9774

b) IRC Section:

1) IRM Table: 501(d) Apostolic and religious organization

2) SOI Table: 501(d) Apostolic and Religious Org.

2:

IRS EO/BMF data found but the organization name is not the same as the USDA business name. The 2 names are similar and in the same location so there is a possibility that the 2 names are the same identity.

USDA Business Name and Location:

[Homestead Hutterian Brthn Assoc, Fullerton, ND 58441]

IRS Organization Name and Location:

[Homestead Hutterian Brethren Association, Fullerton, ND 58441-9774]

If the 2 names are the same identity then the IRC section '501(d) Apostolic and religious organization' and the ruling date 04/2000 indicate the organization received USDA farm subsidies during the timeframe 1995-2006 as a tax-exempt nonprofit religious organization.

3:

Comparison of IRS EO/BMF data with NCCS, Melissa Data, and TaxExemptWorld.com data:

[Data Date: (IRS 12/7/2009), (NCCS, Melissa Data, and TaxExemptWorld.com, 10/26/2009)]

[Data: EIN, Organization Name, Location by State, IRC Section, Ruling Date]

[450456352, Homestead Hutterian Brethren Association, ND, 501(d), 04/2000 = IRS]

[450456352, Homestead Hutterian Brethren Association, ND, 501(d), 2000.....= NCCS]

[450456352, Homestead Hutterian Brethren Association, ND, 501(d), 04-2000 = Melissa Data]

[no data....., Homestead Hutterian Brethren Association, ND, 501(d), 04/2000 =

TaxExemptWorld.com]

Comparison of data demonstrates all data is the same basic data.

4:

IRS EO/BMF data indicates the organization is not required to file Form 990. Data from NCCS, Melissa Data, and TaxExemptWorld.com for the same organization indicates the organization is not required to file Form 990. The organization is classified as IRC section 501(d) and files Form 1065 so the data for Form 990 is correct.

NCCS data for organization name is the same as the IRS organization name and indicates the organization is active as of 10/26/09.

5:

Dataset for timeframe 1995-2006:

Identity of USDA farm subsidy recipient:

[Homestead Hutterian Brthn Assoc, Fullerton, ND 58441]

USDA farm subsidy total:

1) Subsidy Total 1995-2006: \$660,939.28 (note: exact calculation)

2) Subsidy Payments 1995-2006 Total: \$660,939 (note: rounded off calculation)

IRC Section: (unknown)

Ruling Date: (unknown)

Operating As: The organization fits a profile of a Hutterite colony but cannot confirm identity as a Hutterite colony due to a lack of evidence.

> Findings for Section NE 1, for:

[Homestead Hutterian Brthn Assoc, Fullerton, ND 58441]

(page 1)

1:

Refer to the original findings for Section LF for data. This findings includes updated data.

2(a):

The Melissa Data webpage data for [Homestead Hutterian Brethren Association] is the same for the new data from 7/21/2011 and the original data from 10/26/2009 found in Section LF.

2(b):

Comparison of Melissa Data data with [IRS EO/BMF data and Melissa Data data as original data from Section LF]:

[Data Date: (Melissa Data 7/21/2011), (IRS 12/7/2009, Melissa Data 10/26/2009)]

[Data: EIN, Organization Name, Location by State, IRC Section, Ruling Date]

[450456352, Homestead Hutterian Brethren Association, ND, 501(d), 04/2000 = IRS]

[450456352, Homestead Hutterian Brethren Association, ND, 501(d), 04-2000 = Melissa Data]

[450456352, Homestead Hutterian Brethren Association, ND, 501(d), 04-2000 = Melissa Data (7/21/2011)]

Comparison of data demonstrates all data is the same basic data.

2(c):

Melissa Data address comparison:

[Homestead Hutterian Brethren Association, 9260 93rd Ave SE, Fullerton, ND 58441-9774 = Melissa Data (10/26/2009)]

[Homestead Hutterian Brethren Association, 9260 93rd Ave SE, Fullerton, ND 58441-9774 = Melissa Data (7/21/2011)]

Comparison of data demonstrates the addresses are the same.

2(d):

The Employer Identification Number (EIN) from 2(b) is the same for all 3 datasets so the data is for the same organization. The comparison data for Melissa Data in 2(b) and 2(c) is the same from 7/21/2011 and 10/26/2009.

3:

IRS EO/BMF data (12/7/2009):

1) Name:

[Homestead Hutterian Brethren Association, 9260 93rd Ave SE, Fullerton, ND 58441-9774]

2) Employer Identification Number (EIN): 450456352

3) IRC Section: 501(d) Apostolic and religious organization

4) Ruling Date: 04/2000

Melissa Data (7/21/2011):

1) Name:

[Homestead Hutterian Brethren Association, 9260 93rd Ave SE, Fullerton, ND 58441-9774]

2) Tax I.D. Number: 450456352

3) IRS Subsection: 501(d) - A religious and apostolic association.

4) Exempt Since: 04-2000

> Findings for Section NE 1, for:

[Homestead Hutterian Brthn Assoc, Fullerton, ND 58441]

(page 2)

4:

Update for findings for IRS data (Section LF and Section NE 1):

a:

The IRS organization name is not the same as the USDA business name. The 2 names are similar and in the same location so there is a possibility that the 2 names are the same identity. If the 2 names are the same identity then the IRC section '501(d) Apostolic and religious organization' and the ruling date 04/2000 indicate the organization received USDA farm subsidies during the timeframe 1995-2010 as a tax-exempt nonprofit religious organization.

b:

'Summary' data shows that the farm subsidy payment data for the calculation of the USDA farm subsidy total for 1995-2010 applies to 2000-2008, 2010.

5:

Melissa Data can be established as a valid data source for IRS data from [Findings for documentation as evidence for Hutterite colonies as USDA farm subsidy recipients] that will establish that there are 100 organizations with IRS EO/BMF data and Melissa Data data with the same IRS Employer Identification Number (EIN) and Melissa Data data that can be converted to decoded IRS EO/BMF data, so the data is for the same organization.

> Conclusion for Section NE 1, for:

[Homestead Hutterian Brthn Assoc, Fullerton, ND 58441]

(page 1)

1:

This conclusion is a updated version of the original conclusion for Section LF so refer to this updated conclusion as the new conclusion for Section LF. This conclusion includes a updated dataset with data for timeframe 1995-2010.

2(a):

The IRS organization name is not the same as the USDA business name. The 2 names are similar and in the same location so there is a possibility that the 2 names are the same identity. If the 2 names are the same identity then the IRC section '501(d) Apostolic and religious organization' and the ruling date 04/2000 indicate the organization received USDA farm subsidies during the timeframe 1995-2010 as a tax-exempt nonprofit religious organization.

2(b):

'Summary' data shows that the farm subsidy payment data for the calculation of the USDA farm subsidy total for 1995-2010 applies to 2000-2008, 2010.

3:

Dataset for timeframe 1995-2010:

Identity of USDA farm subsidy recipient:

[Homestead Hutterian Brthn Assoc, Fullerton, ND 58441]

USDA farm subsidy total:

1) Subsidy Total 1995-2010: \$835,002.28 (note: exact calculation)

2) Subsidy Payments 1995-2010 Total: \$835,002 (note: rounded off calculation)

3) 'Summary' data shows that the farm subsidy payment data for the calculation of the USDA farm subsidy total for 1995-2010 applies to 2000-2008, 2010.

IRC Section: (unknown)

Ruling Date: (unknown)

Operating As: The organization fits a profile of a Hutterite colony but cannot confirm identity as a Hutterite colony due to a lack of evidence.

> Conclusion for Section NE 1, for:

[Homestead Hutterian Brthn Assoc, Fullerton, ND 58441]

(page 2)

4:

Recommendation:

> Step 1

Determine if organization is a Hutterite colony.

Name: Homestead Hutterian Brthn Assoc, Fullerton, ND 58441

IRS EO/BMF data:

[Homestead Hutterian Brethren Association, 9260 93rd Ave SE, Fullerton, ND 58441-9774]

> Step 2

Determine IRS organization name as same identity as USDA business name.

USDA Business Name and Location:

[Homestead Hutterian Brthn Assoc, Fullerton, ND 58441]

IRS Organization Name and Address:

[Homestead Hutterian Brethren Association, 9260 93rd Ave SE, Fullerton, ND 58441-9774]

> Step 3

If a determination of IRS organization name as same identity as USDA business name cannot be made then a investigation is necessary to find IRC section data from the IRS Business Master File (BMF) for:

Name: Homestead Hutterian Brthn Assoc, Fullerton, ND 58441

Timeframe for IRC section data: 2000-2010

environmental working group's Farm Subsidy Database



179,094,360

NEW 2007 Direct Payment Subsidy Overview

NEW Press Release

[2008 Farm Subsidy Database Update](#)

[2008 Summary](#)

[2008 News Release](#)

[EWG's Policy Analysis Database](#)

READ MULCH
Updates, commentary,
& your feedback

NEW!

- [Full Disclosure: Who really benefits from federal farm subsidies](#)
- [What's in the new Farm Bill 2007 Database?](#)
- [New Farm Bill Web Site Generates Media Storm](#)

[Congressional District Ranking](#)

EWG Farm Subsidy Database

Corporate Subsidy Recipients 1 to 1 of 1 in North Dakota

Business Name: HOMESTEAD

Rank	Name	Location	Subsidy Total 1995-2006
1	Homestead Hutterian Brthn Assoc	Fullerton, ND 58441	\$ 660,939.28

Related Content

Farms Receiving Government

Payments

Speech: Farm Policy For The Rest of

Us

environmental working group's Farm Subsidy Database



179,094,658

NEW 2007 Direct Payment Subsidy Overview NEW Press Release

[2008 Farm Subsidy Database Update](#)

[2008 Summary](#)

[2008 News Release](#)

[EWG's Policy Analysis Database](#)

READ MULCH
Updates, commentary,
& your feedback

NEW!

- [Full Disclosure: Who really benefits from federal farm subsidies](#)
- [What's in the new Farm Bill 2007 Database?](#)
- [New Farm Bill Web Site Generates Media Storm](#)

[Congressional District Ranking](#)

Related Content

Farms Receiving Government

Payments

Speech: Farm Policy For The Rest of

Us

USDA subsidy information for Homestead Hutterian Brthn Assoc

Homestead Hutterian Brthn Assoc: [Summary](#) | [Programs](#) | [Programs by year](#) | [Farm Location\(s\)](#) | [Ownership Interest\(s\)](#)

Addresses on file with USDA for Homestead Hutterian Brthn Assoc

USDA county office from which subsidies were paid:	Subsidy Payments 1995-2006	Most recent address on file in USDA county office
Dickey County, North Dakota	\$660,939	Homestead Hutterian Brthn Assoc Fullerton, ND 58441
Total	\$660,939	

environmental working group's Farm Subsidy Database



179,094,739

NEW 2007 Direct Payment Subsidy Overview NEW Press Release

[2008 Farm Subsidy Database Update](#)

[2008 Summary](#)

[2008 News Release](#)

[EWG's Policy Analysis Database](#)

READ MULCH
Updates, commentary,
& your feedback

NEW!

- [Full Disclosure: Who really benefits from federal farm subsidies](#)
- [What's in the new Farm Bill 2007 Database?](#)
- [New Farm Bill Web Site Generates Media Storm](#)

[Congressional District Ranking](#)

Related Content

Farms Receiving Government

Payments

Speech: Farm Policy For The Rest of

Us

USDA subsidy information for Homestead Hutterian Brthn Assoc

[Homestead Hutterian Brthn Assoc: Summary](#) | [Programs](#) | [Programs by year](#) | [Farm Location\(s\)](#) | [Ownership Interest\(s\)](#)

Ownership shares for Homestead Hutterian Brthn Assoc

Pick year for ownership information

USDA county office/Ownership:	Percentage Share*
Homestead Hutterian Brthn Assoc ownership information from 2006 Dickey County, North Dakota	
Members Of Homestead Hutterian Br Fullerton, ND 58441	100.00 %

* According to USDA percentage shares for ownership may not reflect share of subsidy payments. EWG review shows that share information on file with USDA may not always equal 100 percent.

environmental working group's Farm Subsidy Database



179,094,797

NEW 2007 Direct Payment Subsidy Overview NEW Press Release

[2008 Farm Subsidy Database Update](#)

[2008 Summary](#)

[2008 News Release](#)

[EWG's Policy Analysis Database](#)

READ MULCH
Updates, commentary,
& your feedback

NEW!

- [Full Disclosure: Who really benefits from federal farm subsidies](#)
- [What's in the new Farm Bill 2007 Database?](#)
- [New Farm Bill Web Site Generates Media Storm](#)

[Congressional District Ranking](#)

Related Content

Farms Receiving Government

Payments

Speech: Farm Policy For The Rest of

Us

USDA subsidy information for Members Of Homestead Hutterian Br

Members Of Homestead Hutterian Br: [Farm Location\(s\)](#) | [Recipient ownership share\(s\)](#)

Recipient's ownership share(s)

Recipient:	County	Percentage Share*
Homestead Hutterian Brthn Assoc	Dickey County, North Dakota	100.0 %

* Percentage share information is from 2006. According to USDA percentage shares for ownership may not reflect share of subsidy payments. EWG review shows that share information on file with USDA may not equal 100 percent.



EWG Farm Subsidy Database

Corporate Subsidy Recipients **1** to **1** of **1** in North Dakota

Business Name: **HOMESTEAD HUTTERIAN**

Rank	Name	Location	Subsidy Total 1995-2010
1	<u>Homestead Hutterian Brthn Assoc</u>	Fullerton, ND 58441	\$ 835,002.28

Note: The information on conservation spending for 2010 is incomplete due to missing data from USDA's Natural Resource Conservation Service. Payment data currently are not included for the Environmental Quality Incentives Program, but will be added once NRCS makes it available.

The information provided for the Wetland Reserve Program (WRP) provides an inaccurate picture of how WRP payments are distributed. USDA's Natural Resource Conservation Service uses title companies as intermediaries to finalize wetlands easements under the Wetlands Reserve Program. As a result, the data provided to us shows large sums of money going to these title companies. In reality, the payments are ultimately distributed to landowners participating in the WRP.

Unfortunately, NRCS has not provided the data to show where these farms and wetlands are located or which farmers or landowners are enrolling in the program, so EWG is unable to allocate these large sums of money to individuals beyond the title companies. Therefore, these companies skew the conservation rankings and payment concentration, which EWG cannot avoid unless and until NRCS makes available the additional farm attribution data. Therefore, we have not included WRP payments in the 2010 data update.

Finally, we have separated data on farm commodity, disaster and conservation payments in order to provide a more accurate picture of top recipients and concentration of payments among the three main categories of USDA programs.

USDA subsidy information for **Homestead Hutterian Brthn Assoc****Addresses on file with USDA for Homestead Hutterian Brthn Assoc**

USDA county office from which subsidies were paid:	Subsidy Payments 1995-2010	Most recent address on file in USDA county office
Dickey County, North Dakota	\$835,002	Homestead Hutterian Brthn Assoc Fullerton, ND 58441
Total	\$835,002	

Note: The information on conservation spending for 2010 is incomplete due to missing data from USDA's Natural Resource Conservation Service. Payment data currently are not included for the Environmental Quality Incentives Program, but will be added once NRCS makes it available.

The information provided for the Wetland Reserve Program (WRP) provides an inaccurate picture of how WRP payments are distributed. USDA's Natural Resource Conservation Service uses title companies as intermediaries to finalize wetlands easements under the Wetlands Reserve Program. As a result, the data provided to us shows large sums of money going to these title companies. In reality, the payments are ultimately distributed to landowners participating in the WRP.

Unfortunately, NRCS has not provided the data to show where these farms and wetlands are located or which farmers or landowners are enrolling in the program, so EWG is unable to allocate these large sums of money to individuals beyond the title companies. Therefore, these companies skew the conservation rankings and payment concentration, which EWG cannot avoid unless and until NRCS makes available the additional farm attribution data. Therefore, we have not included WRP payments in the 2010 data update.

Finally, we have separated data on farm commodity, disaster and conservation payments in order to provide a more accurate picture of top recipients and concentration of payments among the three main categories of USDA programs.



Homestead Hutterian Brthn Assoc received payments totaling \$835,002 from 1995 through 2010

Year	Conservation Subsidies	Disaster Subsidies	Commodity Subsidies	Total USDA Subsidies 1995-2010
1995	\$0	\$0	\$0	\$0
1996	\$0	\$0	\$0	\$0
1997	\$0	\$0	\$0	\$0
1998	\$0	\$0	\$0	\$0
1999	\$0	\$0	\$0	\$0
2000	\$0	\$0	\$137,918	\$137,918
2001	\$0	\$11,640	\$141,851	\$153,491
2002	\$0	\$0	\$25,410	\$25,410
2003	\$0	\$8,256	\$58,749	\$67,005
2004	\$0	\$0	\$82,636	\$82,636
2005	\$0	\$10,305	\$109,526	\$119,831
2006	\$0	\$0	\$74,648	\$74,648
2007	\$0	\$0	\$35,144	\$35,144
2008	\$0	\$22,333	\$35,144	\$57,477
2009	\$0	\$0	\$0	\$0
2010	\$0	\$81,442	\$0	\$81,442
Total	\$0	\$133,976	\$701,026	\$835,002

Crop Summary for Homestead Hutterian Brthn Assoc

Crop	Payments 1995-2010
Corn Subsidies**	\$349,024
Soybean Subsidies**	\$187,182
Wheat Subsidies**	\$125,570
Barley Subsidies**	\$20,949
Sunflower Subsidies**	\$18,216
Oat Subsidies**	\$15
Sorghum Subsidies**	\$11

Note: The information on conservation spending for 2010 is incomplete due to missing data from USDA's Natural Resource Conservation Service. Payment data currently are not included for the Environmental Quality Incentives Program, but will be added once NRCS makes it available.

USDA subsidy information for **Homestead Hutterian Brthn Assoc****Payment Breakdown**

Subsidy Program	Total Payments 1995-2010
Total USDA - Subsidies	\$835,002
<i>Subtotal, Farming Subsidies</i>	\$701,026
<i>Subtotal, Disaster Payments</i>	\$133,976

Commodity subsidy breakdown

Subsidy Program	Total Payments 1995-2010
Subtotal, Farming Subsidies	\$701,026
<i>Total Direct Payments</i>	\$233,547
Direct Payment - Corn	\$103,563
Direct Payment - Soybeans	\$76,158
Direct Payment - Sunflower	\$18,216
Direct Payment - Wheat	\$35,610
<i>Total Counter Cyclical Payments</i>	\$72,236
Counter Cyclical Payment - Corn	\$72,236
Counter Cyclical Payment - Wheat	\$0
<i>Production Flexibility Contracts</i>	\$75,066
Production Flexibility - Barley	\$9,993
Production Flexibility - Corn	\$33,829
Production Flexibility - Oats	\$7
Production Flexibility - Sorghum	\$5
Production Flexibility - Wheat	\$31,232
<i>Mkt. Loss Asst. - Commodity Crops</i>	\$64,696
Market Loss Assistance - Barley	\$10,956
Market Loss Assistance - Corn	\$26,233
Market Loss Assistance - Oats	\$8
Market Loss Assistance - Sorghum	\$6
Market Loss Assistance - Wheat	\$27,493
<i>Oilseed Program</i>	\$7,903
Oilseed Program - Soybean	\$7,903
<i>Loan Deficiency Payments</i>	\$235,339
Loan Deficiency - Corn	\$100,983

Loan Deficiency - Soybeans	\$103,121
Loan Deficiency - Wheat	\$31,235
<i>Marketing Loan Gains</i>	\$12,180
Market Gains Farm - Corn	\$12,180
<i>Misc. Farm - Subsidies</i>	\$60
Interest Penalty Payments	\$60

Disaster subsidy breakdown

Subsidy Program	Total Payments 1995-2010
Subtotal, Disaster Payments	\$133,976
<i>Supplemental Revenue Assistance Payments Program</i>	\$81,442
SURE - Program Payments	\$44,444
SURE - 2010 Recovery Act Payments for Crop Year 2008	\$36,998
<i>Misc. Disaster Payments</i>	\$52,534
Crop Disaster - Program	\$52,534

Note: The information on conservation spending for 2010 is incomplete due to missing data from USDA's Natural Resource Conservation Service. Payment data currently are not included for the Environmental Quality Incentives Program, but will be added once NRCS makes it available.

The information provided for the Wetland Reserve Program (WRP) provides an inaccurate picture of how WRP payments are distributed. USDA's Natural Resource Conservation Service uses title companies as intermediaries to finalize wetlands easements under the Wetlands Reserve Program. As a result, the data provided to us shows large sums of money going to these title companies. In reality, the payments are ultimately distributed to landowners participating in the WRP.

Unfortunately, NRCS has not provided the data to show where these farms and wetlands are located or which farmers or landowners are enrolling in the program, so EWG is unable to allocate these large sums of money to individuals beyond the title companies. Therefore, these companies skew the conservation rankings and payment concentration, which EWG cannot avoid unless and until NRCS makes available the additional farm attribution data. Therefore, we have not included WRP payments in the 2010 data update.

Finally, we have separated data on farm commodity, disaster and conservation payments in order to provide a more accurate picture of top recipients and concentration of payments among the three main categories of USDA programs.



USDA subsidy information for **Homestead Hutterian Brthn Assoc**

Ownership shares for Homestead Hutterian Brthn Assoc

Pick year for ownership information

USDA county office/Ownership:

Percentage
Share*

Homestead Hutterian Brthn Assoc
ownership information from 2008
Dickey County, North Dakota

Members Of Homestead Hutterian Br

100.00%

* According to USDA percentage shares for ownership may not reflect share of subsidy payments. EWG review shows that share information on file with USDA may not always equal 100 percent. Most recent percentage share information is from 2008. Future release of this information was barred by law in the 2008 Farm Bill.

Note: The information on conservation spending for 2010 is incomplete due to missing data from USDA's Natural Resource Conservation Service. Payment data currently are not included for the Environmental Quality Incentives Program, but will be added once NRCS makes it available.

The information provided for the Wetland Reserve Program (WRP) provides an inaccurate picture of how WRP payments are distributed. USDA's Natural Resource Conservation Service uses title companies as intermediaries to finalize wetlands easements under the Wetlands Reserve Program. As a result, the data provided to us shows large sums of money going to these title companies. In reality, the payments are ultimately distributed to landowners participating in the WRP.

Unfortunately, NRCS has not provided the data to show where these farms and wetlands are located or which farmers or landowners are enrolling in the program, so EWG is unable to allocate these large sums of money to individuals beyond the title companies. Therefore, these companies skew the conservation rankings and payment concentration, which EWG cannot avoid unless and until NRCS makes available the additional farm attribution data. Therefore, we have not included WRP payments in the 2010 data update.

Finally, we have separated data on farm commodity, disaster and conservation payments in order to provide a more accurate picture of top recipients and concentration of payments among the three main categories of USDA programs.

USDA subsidy information for **Members Of Homestead Hutterian Br****Recipient's ownership share(s)**

Recipient:	County	Percentage Share*
	Dickey County, North Dakota	100.0 %
<u>Homestead Hutterian Brthn Assoc</u>	Dickey County, North Dakota	100.0 %
	Dickey County, North Dakota	100.0 %

* Most recent percentage share information is from 2008. According to USDA percentage shares for ownership may not reflect share of subsidy payments. EWG review shows that share information on file with USDA may not equal 100 percent.

Note: The information on conservation spending for 2010 is incomplete due to missing data from USDA's Natural Resource Conservation Service. Payment data currently are not included for the Environmental Quality Incentives Program, but will be added once NRCS makes it available.

The information provided for the Wetland Reserve Program (WRP) provides an inaccurate picture of how WRP payments are distributed. USDA's Natural Resource Conservation Service uses title companies as intermediaries to finalize wetlands easements under the Wetlands Reserve Program. As a result, the data provided to us shows large sums of money going to these title companies. In reality, the payments are ultimately distributed to landowners participating in the WRP.

Unfortunately, NRCS has not provided the data to show where these farms and wetlands are located or which farmers or landowners are enrolling in the program, so EWG is unable to allocate these large sums of money to individuals beyond the title companies. Therefore, these companies skew the conservation rankings and payment concentration, which EWG cannot avoid unless and until NRCS makes available the additional farm attribution data. Therefore, we have not included WRP payments in the 2010 data update.

Finally, we have separated data on farm commodity, disaster and conservation payments in order to provide a more accurate picture of top recipients and concentration of payments among the three main categories of USDA programs.

450283064	HOLY CROSS LUTHERAN CHURCH				
PO BOX 1	LIDGERWOOD			ND58053-000119070397	
1941071110001029000501000000	00060 12				
450264543	HOLY FAMILY CHURCH OF GRAND FORKS				
1018 18TH AVE S	GRAND FORKS			ND58201-682809280391	
194603110150120000501000000	96020 12				
450341471	HOLY SPIRIT CONFERENCES INC				
325 W BOULEVARD AVE	BISMARCK			ND58501-346500000337	
19770911502900000010100000020071200020	1200000000000000000000000000000000000000				
00000000000000					
450275981	HOME BUILDERS ASSOCIATION OF FARGO- MOORHEAD				
1802 32ND AVE S	FARGO			ND58103-674700000632	
19651020020000000010100000020081266010	1200000010724580000001527795				
00000001236034					
450432443	HOME BUILDERS CARE OF FARGO MOOREHEAD FOUNDATION INC				
1802 32ND AVE S	FARGO			ND58103-670200000331	
19960511504000000010100000020071244010	1200000003376820000000133775				
0000000058816 B82B					
450308815	HOME DELIVERED MEALS				
1200 S COLUMBIA RD	GRAND FORKS			ND58201-403600000331	
19700611591600000010100000020081234010	1200000000663450000000132386				
0000000132386					
450147325	HOME MUTUAL INSURANCE COMPANY OF RICHLAND CO				
502 2ND AVE N	WAHPETON			ND58075-441800001531	
19260420021100000010100000020081264010	1200000012040810000000446052				
00000000446052					
237125331	HOME NEST HONORABLE ORDER OF THE BLUE GOOSE INTERNATIONAL				
% DEAN DUNCAN	3130 FIECHTNER DR SW			FARGO	
ND58103-875721350891	197101100328319000501000000			94020 12	
PEACE GARDEN POND					
450230083	HOME ON THE RANGE				
16351 I94	SENTNEL BUTTE			ND58654-950009280391	
1946030100000000000001000000	00060 12				
450454215	HOME ON THE RANGE FOUNDATION				
16351 I94	SENTNEL BUTTE			ND58654-950009280391	
194603110031150120501000000	00060 12				
450456352	HOMESTEAD HUTTERIAN BRETHREN ASSOCIATION				
9260 93RD AVE SE	FULLERTON			ND58441-977400004031	
2000042000000000000501000000	00000 12				
X99					
450455374	HOMESTEAD PLACE				
% TERRY HANSON SEC	1405 1ST AVE N			GRAND	
FORKS	ND58203-348400000331			20000411600000000010120041220081264010	
12000000017339920000000361014	0000000361014 L21				
450278490	HOMETOWN CREDIT UNION				
PO BOX 310	KULM			ND58456-031000001431	
19511120092200000030100000020081286010	1200000398549570000002794591				
00000002794591					
621784169	HONOR SOCIETY OF PHI KAPPA PHI				
% RHONDA K KITCH	NDSU DEPT 5210			FARGO	
ND58106-605034880391	19990111605904000010100000020080600020				
0600000000000000000000000000000000000000	000000000000 B83010 N DAKOTA STAT UNIV				
262773378	HOOLIGANS HELPING HOOLIGANS				
% JAMES GIBSON	1400 32ND AVE N			FARGO	
ND58102-000000000433	200903200000000000501000000			00020 12	
W30					

IRS EO/BMF Data Decoded

Subject: Homestead Hutterian Brthn Assoc, Fullerton, ND 58441

EO/BMF Name: Homestead Hutterian Brethren Association

EO File URL: [http://www.irs.gov/taxstats/charitablestats/article/0,,id=97186,00.html]

EO File by State: North Dakota

EO File MS-DOS Name: EO_ND.EXE

EO File Updated: 11-12-09

EO File Date: 12/7/09

EO File EO/BMF Data Sequence:

450456352HOMESTEAD HUTTERIAN BRETHERN ASSOCIATION

9260 93RD AVE SE

FULLERTON

ND58441-977400004031

200004200000000000501000000

00000 12

X99

Note:

The font of this data sequence, as Times New Roman, is not the same as the font of the original EO/BMF data so the spacing steps of this data sequence may be different from the original EO/BMF data. The data fields are the same as the original EO/BMF data.

EO/BMF data sequence decoded for EIN, IRC Section, and Ruling Date:


<u>EO/BMF Data</u>	<u>EO/BMF Data Field</u>
450456352	Employer Identification Number (EIN)
HOMESTEAD HUTTERIAN BRETHERN ASSOCIATION	Primary Name of Organization
(no data)	In Care of Name (CO) (if present)
9260 93RD AVE SE	Street Address
FULLERTON	City
ND	State
58441-9774	Zip Code (note: Zip+4)
0000	Group Exemption Number (GEN)
40	Subsection Code (SS)
3	Affiliation Code (AF)
1	Classification Code(s) (CL)
200004	Ruling Date (RD)

<u>Subsection Code</u>	<u>Classification Code</u>	<u>IRC Section (IRM Table)</u>	<u>IRC Section (SOI Table)</u>
40	1	501(d) Apostolic and religious organization	501(d) Apostolic and Religious Org.

<u>Ruling Date Data</u>	<u>Ruling Date Data Form</u>	<u>Ruling Date</u>
200004	YYYYMM (year and month)	04/2000

MELISSA DATA®[Sign In](#) | [Cart](#) | [Newsletter](#)

1-800-MELISSA

[Products](#)[Solutions](#)[Downloads & Trials](#)[Support](#)[Resources](#)

Find the best solution for your business

- ✓ Direct Mail
- ✓ Contact Data Management
- ✓ Target Marketing
- ✓ Enterprise Data Quality

[Download](#)

Nonprofit Organization Lookup

Enter a 5-digit ZIP Code, organization name or 9-digit Tax ID

[Submit](#)

HOMESTEAD HUTTERIAN BRETHREN ASSOCIATION	
Address	9260 93RD AVE SE FULLERTON, ND 58441-9774 MapG MapY MapV
IRS Subsection	501(d) - A religious and apostolic association.
Type of Organization	Association
Deductibility	Contributions are NOT deductible
Tax I.D. Number	450456352
Exempt Since	04-2000
Form 990 Requirement	Not required to file 990
Classification	Religion Related, Spiritual Development N.E.C.
Share with others information about this Nonprofit - like the web site, e-mail address, how to donate or any corrections to the data shown.	
Post a Message	

Messages

[How Can We Improve this Lookup?](#) | [Email to a Friend](#) | [Lookups Forum](#) | [Terms of Use](#)




1-800-MELISSA

[Sign In](#) | [Cart](#) | [Newsletters](#) | [Search](#)



[Products](#) [Solutions](#) [Downloads & Trials](#) [Support](#) [Resources](#) [Lookups](#) [Contact Us](#)



Find the best solution for your business

- ✓ Direct Mail
- ✓ Contact Data Management
- ✓ Target Marketing
- ✓ Enterprise Data Quality

[Download](#)

Nonprofit Organization Lookup

[Help](#)

[Index](#)

Enter a 5-digit ZIP Code, organization name or 9-digit Tax ID

[Submit](#)

HOMESTEAD HUTTERIAN BRETHERN ASSOCIATION	
Address	9260 93RD AVE SE FULLERTON, ND 58441-9774 Map G Map Y Map V
IRS Subsection	501(d) - A religious and apostolic association.
Type of Organization	Association
Deductibility	Contributions are NOT deductible
Tax I.D. Number	450456352
Exempt Since	04-2000
Form 990 Requirement	Not required to file 990
Classification	Religion Related, Spiritual Development N.E.C.
Share with others information about this Nonprofit - like the web site, e-mail address, how to donate or any corrections to the data shown.	
Post a Message	

Messages

[How Can We Improve this Lookup?](#) | [Email to a Friend](#) | [Lookups Forum](#) | [Terms of Use](#)

MELISSA DATA

1-800-MELISSA

[Products](#)[Solutions](#)[Downloads & Trials](#)[Sign In](#)[Cart](#) | [Newsletters](#) | [Search](#)[Support](#)[Resources](#)[Lookups](#)[Contact Us](#)[Free Lookups](#)[Home](#) > [Lookups](#) > Nonprofit Organization Lookup[Help](#)**Got Contact Data? Verify it.**[Learn more](#)Enter a 5-digit ZIP Code,
organization name or 9-digit Tax ID

Use this LookUp to:

- Find information on over 1.4 million registered nonprofit organizations in the United States
- Get organization name, assets, income, and IRS subsection
- Select organization for contact name and address, type of foundation and organization
- Get deductibility status, classification, Form 990, and more

HOMESTEAD HUTTERIAN BRETHREN ASSOCIATION

Address **9260 93RD AVE SE**
FULLERTON, ND 58441-9774
[MapG](#) [MapY](#) [MapV](#)

IRS Subsection **501(d) - A religious and apostolic association.**Type of Organization **Association**Deductibility **Contributions are NOT deductible**Tax I.D. Number **450456352**Exempt Since **04-2000**Form 990 Requirement **Not required to file 990**Classification **Religion Related, Spiritual Development N.E.C.**

Share with others information about this Nonprofit - like the web site, e-mail address, how to donate or any corrections to the data shown.

[Messages](#)[How Can We Improve this Lookup?](#) | [Send to a Friend](#) | [Lookups Forum](#) | [Terms of Use](#)

Contact Information for Hutterite colonies as USDA farm subsidy recipients
Subject: Homestead Hutterian Brthn Assoc, Fullerton, ND 58441
(note: name not confirmed as a Hutterite colony)

Contact Information for [Homestead Hutterian Brthn Assoc, Fullerton, ND 58441]

1) IRS EO/BMF data

Address:

Homestead Hutterian Brethren Association
9260 93rd Ave SE
Fullerton, ND 58441-9774

Address verification results from [www.melissadata.com]:

1) For (1) IRS EO/BMF data: address verified

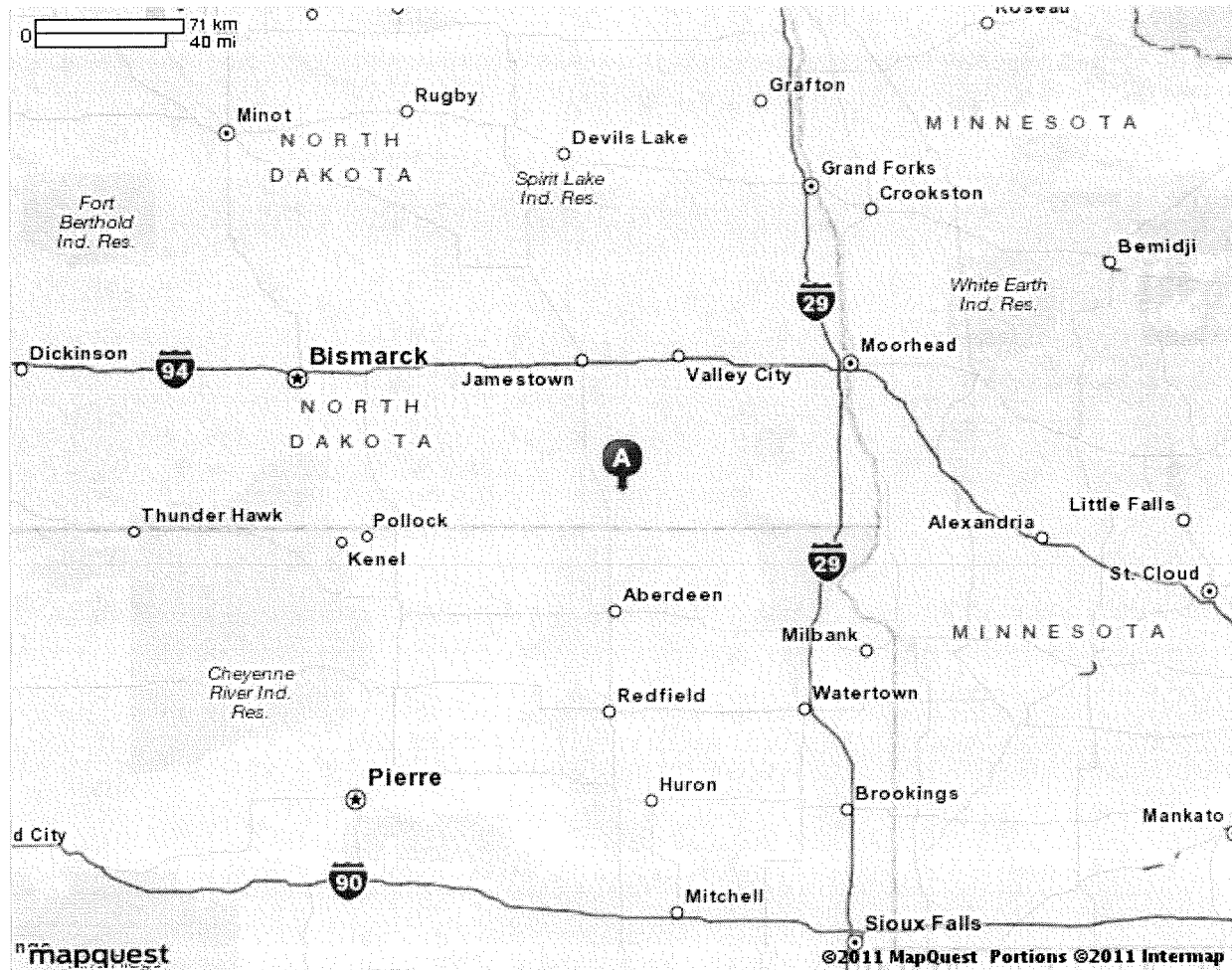
Note: address does not receive mail but delivery is made to an alternate address like a PO Box



MAPQUEST

Map of Fullerton, ND

Notes



All rights reserved. Use subject to [License/Copyright](#) | [Map Legend](#)

Directions and maps are informational only. We make no warranties on the accuracy of their content, road conditions or route usability or expeditiousness. You assume all risk of use. MapQuest and its suppliers shall not be liable to you for any loss or delay resulting from your use of MapQuest. Your use of MapQuest means you agree to our [Terms of Use](#)

List of Evidence for Hutterite colonies as USDA farm subsidy recipients

Subject: Maple River Hutterian Brthn Assoc, Fullerton, ND 58441

(note: name not confirmed as a Hutterite colony)

Location by State: North Dakota

Form and Version of Evidence:

[Short Form for Original Evidence (Long Form) and New Evidence 1]

Timeframe of Evidence as Webpages: 2009-2011

Status: Investigation as EO (Exempt Organization)

Topic: Short Form includes Findings from Original Evidence (Long Form) and
New Evidence 1, and Conclusion from New Evidence 1

(page 1)

Section SF. List of Short Form of Evidence for OE and NE 1

- 1) EWG 'Search Result' and 'Farm Location(s)' webpages (10/26/2009) for data 1995-2006
Both from Environmental Working Group's Farm Subsidy Database - [<http://farm.ewg.org/>]
Evidence included: yes
- 2) EWG 'Ownership Interest(s)' webpage(s) (10/26/2009) for data 1995-2006
From Environmental Working Group's Farm Subsidy Database - [<http://farm.ewg.org/>]
Evidence included: yes
- 3) EWG dataset (7/21/2011) for data 1995-2010
From Environmental Working Group's Farm Subsidy Database - [<http://farm.ewg.org/>]
Evidence included: yes
- 4) IRS Exempt Organization (EO) data webpage(s) from [www.irs.gov]
(note: data is for Maple River Hutterian Brethren Association)
EO File URL: [<http://www.irs.gov/taxstats/charitablestats/article/0,,id=97186,00.html>]
EO File Date (for OE): (12/7/2009 is date EO file was downloaded from IRS website to CD)
EO File Date (for NE 1): (not included)
Evidence included: yes
- 5) IRS EO/BMF Data Decoded page
(note: data is for Maple River Hutterian Brethren Association)
Evidence included: yes
- 6) Melissa Data webpage(s) (10/26/2009) and (7/21/2011) from [www.melissadata.com]
(note: data is for Maple River Hutterian Brethren Association)
Evidence included: yes
- 7) IRS Exempt Organization (EO) data webpage(s) from [www.irs.gov]
(note: data is for Maple River Hutterian Brethern Association)
EO File URL: [<http://www.irs.gov/taxstats/charitablestats/article/0,,id=97186,00.html>]
EO File Date (for OE): (12/7/2009 is date EO file was downloaded from IRS website to CD)
EO File Date (for NE 1): (not included)
Evidence included: yes
- 8) IRS EO/BMF Data Decoded page
(note: data is for Maple River Hutterian Brethern Association)
Evidence included: yes
- 9) Melissa Data webpage(s) (10/26/2009) and (7/21/2011) from [www.melissadata.com]
(note: data is for Maple River Hutterian Brethern Association)
Evidence included: yes

List of Evidence for Hutterite colonies as USDA farm subsidy recipients

Subject: Maple River Hutterian Brthn Assoc, Fullerton, ND 58441

(note: name not confirmed as a Hutterite colony)

Form and Version of Evidence:

[Short Form for Original Evidence (Long Form) and New Evidence 1]
(page 2)

10) Manta data webpage(s) (10/26/2009) from [www.manta.com]

Evidence included: yes

11) Hutterite Surnames page

Evidence included: no

12) Hutterite Directory webpage(s) (10/26/2009)

From [www.cedrontech.com], or link from [www.hutterites.org]

Evidence included: yes

13) Contact Information page(s)

Evidence included: yes

14) MapQuest webpage(s) (5/26/2011) from [www.mapquest.com]

Evidence included: yes

Note:

All evidence has been introduced for the original evidence (long form) and/or the new evidence 1, except the 'Contact Information' page and the 'MapQuest' webpage which are introduced as evidence for the 'Short Form of Evidence for OE and NE 1'.

List of Evidence for Hutterite colonies as USDA farm subsidy recipients
Subject: Maple River Hutterian Brthn Assoc, Fullerton, ND 58441
Location by State: North Dakota
Status: Investigation as EO (Exempt Organization)
Topic: Findings (for Section LF, Part 1 and Part 2, and Section SF, Version 1)

Findings (for Section LF, Part 1 and Part 2, and Section SF, Version 1):

1:

Maple River Hutterian Brthn Assoc fits a profile of a Hutterite colony but cannot confirm identity as a Hutterite colony and member of the Hutterian Brethren Church due to a lack of evidence.

Data for Maple River Hutterian Brthn Assoc that fits a profile of a Hutterite colony:

1) Name: Maple River Hutterian Brthn Assoc, Fullerton, ND 58441

(USDA farm subsidy recipient)

2) IRS EO/BMF data:

a) Name: Maple River Hutterian Brethren Association, Fullerton, ND 58441-9774

b) IRC Section:

1) IRM Table: 501(d) Apostolic and religious organization

2) SOI Table: 501(d) Apostolic and Religious Org.

3) FEEFHS/Hutterite colony data:

[Year Founded | Colony Name | Location: City (ND) | Parent Colony | Leading Surnames
1968 | Maple River | Fullerton | Blumengard | Hofer]

4) Rocky Cape Christian Community/Hutterite colony data:

[Maple River, ND, 1968 - present (note: Schmiedeleut)]

5) Hutterite Directory (for Maple River Colony):

[Maple River, 9262 - 93rd Ave. SE, Fullerton, ND 58441-9774]

2:

(note: for Section LF, Part 1, Version 1)

IRS EO/BMF data found but the organization name is not the same as the USDA business name.

The 2 names are similar and in the same location so there is a possibility that the 2 names are the same identity.

USDA Business Name and Location:

[Maple River Hutterian Brthn Assoc, Fullerton, ND 58441]

IRS Organization Name and Location:

[Maple River Hutterian Brethren Association, Fullerton, ND 58441-9774]

If the 2 names are the same identity then the IRC section '501(d) Apostolic and religious organization' and the ruling date 03/1996 indicate the organization received USDA farm subsidies during the timeframe 1995-2006 as a tax-exempt nonprofit religious organization.

3:

(note: for Section LF, Part 1, Version 1)

IRS EO/BMF data indicates the organization is not required to file Form 990. Data from NCCS, Melissa Data, and TaxExemptWorld.com for the same organization indicates the organization is not required to file Form 990. The organization is classified as IRC section 501(d) and files Form 1065 so the data for Form 990 is correct.

NCCS data for organization name is the same as the IRS organization name and indicates the organization is active as of 10/26/09.

4:

(note: for Section LF, Part 1, Version 1)

Comparison of IRS EO/BMF data with NCCS, Melissa Data, and TaxExemptWorld.com data:

[Data Date: (IRS 12/7/2009), (NCCS, Melissa Data, and TaxExemptWorld.com, 10/26/2009)]

[Data: EIN, Organization Name, Location by State, IRC Section, Ruling Date]

[450308338, Maple River Hutterian Brethren Association, ND, 501(d), 03/1996 = IRS]

[450308338, Maple River Hutterian Brethren Association, ND, 501(d), 1996.....= NCCS]

[450308338, Maple River Hutterian Brethren Association, ND, 501(d), 03-1996 = Melissa Data]

[no data....., Maple River Hutterian Brethren Association, ND, 501(d), 03/1996 =

TaxExemptWorld.com]

Comparison of data demonstrates all data is the same basic data.

5:

(note: for Section LF, Part 1, Version 1)

Different Business Names:

1) Manta data:

[Maple River Hutterian Brethren Association (Inc) also does business as Maple River Colony]

6:

(note: for Section LF, Part 1 and Part 2, Version 1)

Dataset for timeframe 1995-2006:

Identity of USDA farm subsidy recipient:

[Maple River Hutterian Brthn Assoc, Fullerton, ND 58441]

USDA farm subsidy total:

1) Subsidy Total 1995-2006: \$1,017,087.42 (note: exact calculation)

2) Subsidy Payments 1995-2006 Total: \$1,017,087 (note: rounded off calculation)

IRC Section: (unknown)

Ruling Date: (unknown)

Operating As: The organization fits a profile of a Hutterite colony but cannot confirm identity as a Hutterite colony due to a lack of evidence.

7:

Note:

The list of evidence for [Maple River Hutterian Brthn Assoc, Fullerton, ND 58441] includes IRS EO/BMF data in [Section LF, Part 1 and Part 2, Version 1]. Both IRS organization names are similar to the USDA business name and are in the same location so there is a possibility that both names could be the same identity as the USDA business name. The IRS EO/BMF data for the 2 different organization names is included in case the data record for 'Maple River Brthn Assoc' refers to both names. The next set of data (8-10) refers to the IRS EO/BMF data and Internet database data included in [Section LF, Part 2, Version 1].

8:

(note: for Section LF, Part 2, Version 1)

IRS EO/BMF data found but the organization name is not the same as the USDA business name. The 2 names are similar and in the same location so there is a possibility that the 2 names are the same identity.

USDA Business Name and Location:

[Maple River Hutterian Brthn Assoc, Fullerton, ND 58441]

IRS Organization Name and Location:

[Maple River Hutterian Brethren Association, Fullerton, ND 58441-9774]

If the 2 names are the same identity then the IRC section '501(d) Apostolic and religious

organization' and the ruling date 09/1969 indicate the organization received USDA farm subsidies during the timeframe 1995-2006 as a tax-exempt nonprofit religious organization.

9:

(note: for Section LF, Part 2, Version 1)

Comparison of IRS EO/BMF data with NCCS, Melissa Data, and TaxExemptWorld.com data:

[Data Date: (IRS 12/7/2009), (NCCS, Melissa Data, and TaxExemptWorld.com, 10/26/2009)]

[Data: EIN, Organization Name, Location by State, IRC Section, Ruling Date]

[237036368, Maple River Hutterian Brethern Association, ND, 501(d), 09/1969 = IRS]

[237036368, Maple River Hutterian Brethern Association, ND, 501(d), 1969.....= NCCS]

[237036368, Maple River Hutterian Brethern Association, ND, 501(d), 09-1969 = Melissa Data]

[no data....., Maple River Hutterian Brethern Association, ND, 501(d), 09/1969 = TaxExemptWorld.com]

Comparison of data demonstrates all data is the same basic data.

10:

(note: for Section LF, Part 2, Version 1)

IRS EO/BMF data indicates the organization is not required to file Form 990. Data from NCCS, Melissa Data, and TaxExemptWorld.com for the same organization indicates the organization is not required to file Form 990. The organization is classified as IRC section 501(d) and files Form 1065 so the data for Form 990 is correct.

NCCS data for organization name is the same as the IRS organization name and indicates the organization is active as of 10/26/09.

> Findings for Section NE 1, for:

[Maple River Hutterian Brthn Assoc, Fullerton, ND 58441]

(page 1)

1:

Refer to the original findings for Section LF for data. This findings includes updated data.

2:

The list of evidence for [Maple River Hutterian Brthn Assoc, Fullerton, ND 58441] from [Section LF, Part 1 and Part 2] includes 2 different datasets from IRS and Melissa Data for:

1) Maple River Hutterian Brethern Association

(Ruling Date 09/1969)

2) Maple River Hutterian Brethren Association

(Ruling Date 03/1996)

The address is the same for both organizations so the data record indicates they are the same organization. The 2 different datasets from IRS and Melissa Data are included in case the data record for 'Maple River Hutterian Brthn Assoc' refers to both names.

The data for [Maple River Hutterian Brethren Association] (Ruling Date 03/1996) applies to the USDA farm subsidy data timeframe 1995-2010 so the data for [Maple River Hutterian Brethern Association] (Ruling Date 09/1969) can be used only for the purpose of investigation. The Melissa Data webpage data for [Maple River Hutterian Brethern Association] is the same for the new data from 7/21/2011 and the original data from 10/26/2009 found in Section LF (Part 2).

3(a):

The Melissa Data webpage data for [Maple River Hutterian Brethren Association] is the same for the new data from 7/21/2011 and the original data from 10/26/2009 found in Section LF (Part 1).

3(b):

Comparison of Melissa Data data for [Maple River Hutterian Brethren Association] with [IRS EO/BMF data and Melissa Data data as original data from Section LF, Part 1]:

[Data Date: (Melissa Data 7/21/2011), (IRS 12/7/2009, Melissa Data 10/26/2009)]

[Data: EIN, Organization Name, Location by State, IRC Section, Ruling Date]

[450308338, Maple River Hutterian Brethren Association, ND, 501(d), 03/1996 = IRS]

[450308338, Maple River Hutterian Brethren Association, ND, 501(d), 03-1996 = Melissa Data]

[450308338, Maple River Hutterian Brethren Association, ND, 501(d), 03-1996 = Melissa Data (7/21/2011)]

Comparison of data demonstrates all data is the same basic data.

3(c):

Melissa Data address comparison:

[Maple River Hutterian Brethren Association, 9262 93rd Ave SE, Fullerton, ND 58441-9774 = Melissa Data (10/26/2009)]

[Maple River Hutterian Brethren Association, 9262 93rd Ave SE, Fullerton, ND 58441-9774 = Melissa Data (7/21/2011)]

Comparison of data demonstrates the addresses are the same.

3(d):

The Employer Identification Number (EIN) from 3(b) is the same for all 3 datasets so the data is for the same organization. The comparison data for Melissa Data in 3(b) and 3(c) is the same from 7/21/2011 and 10/26/2009.

> Findings for Section NE 1, for:

[Maple River Hutterian Brthn Assoc, Fullerton, ND 58441]

(page 2)

4:

IRS EO/BMF data (12/7/2009):

1) Name:

[Maple River Hutterian Brethren Association, 9262 93rd Ave SE, Fullerton, ND 58441-9774]

2) Employer Identification Number (EIN): 450308338

3) IRC Section: 501(d) Apostolic and religious organization

4) Ruling Date: 03/1996

Melissa Data (7/21/2011):

1) Name:

[Maple River Hutterian Brethren Association, 9262 93rd Ave SE, Fullerton, ND 58441-9774]

2) Tax I.D. Number: 450308338

3) IRS Subsection: 501(d) - A religious and apostolic association.

4) Exempt Since: 03-1996

5:

Update for findings for IRS data for [Maple River Hutterian Brethren Association]:

(original findings are from Section LF, Part 1), (data for update includes Melissa Data from Section NE 1, (B))

a:

The IRS Employer Identification Number (EIN) is the same from the IRS data 12/7/2009 and Melissa Data 7/21/2011 so the data from IRS and Melissa Data refers to the same organization, as [Maple River Hutterian Brethren Association].

b:

The IRS organization name is not the same as the USDA business name. The 2 names are similar and in the same location so there is a possibility that the 2 names are the same identity. If the 2 names are the same identity then the IRC section '501(d) Apostolic and religious organization' and the ruling date 03/1996 indicate the organization received USDA farm subsidies during the timeframe 1995-2010 as a tax-exempt nonprofit religious organization.

c:

'Summary' data shows that the farm subsidy payment data for the calculation of the USDA farm subsidy total for 1995-2010 applies to 1995-2010.

6:

Melissa Data can be established as a valid data source for IRS data from [Findings for documentation as evidence for Hutterite colonies as USDA farm subsidy recipients] that will establish that there are 100 organizations with IRS EO/BMF data and Melissa Data data with the same IRS Employer Identification Number (EIN) and Melissa Data data that can be converted to decoded IRS EO/BMF data, so the data is for the same organization.

> Conclusion for Section NE 1, for:

[Maple River Hutterian Brthn Assoc, Fullerton, ND 58441]

(page 1)

1:

This conclusion is a updated version of the original conclusion for Section LF so refer to this updated conclusion as the new conclusion for Section LF. This conclusion includes a updated dataset with data for timeframe 1995-2010.

2:

Conclusion for update for findings for IRS data for [Maple River Hutterian Brethren Association]:

a:

The IRS organization name is not the same as the USDA business name. The 2 names are similar and in the same location so there is a possibility that the 2 names are the same identity. If the 2 names are the same identity then the IRC section '501(d) Apostolic and religious organization' and the ruling date 03/1996 indicate the organization received USDA farm subsidies during the timeframe 1995-2010 as a tax-exempt nonprofit religious organization.

b:

'Summary' data shows that the farm subsidy payment data for the calculation of the USDA farm subsidy total for 1995-2010 applies to 1995-2010.

3:

Dataset for timeframe 1995-2010:

Identity of USDA farm subsidy recipient:

[Maple River Hutterian Brthn Assoc, Fullerton, ND 58441]

USDA farm subsidy total:

1) Subsidy Total 1995-2010: \$1,115,287.42 (note: exact calculation)

2) Subsidy Payments 1995-2010 Total: \$1,115,287 (note: rounded off calculation)

3) 'Summary' data shows that the farm subsidy payment data for the calculation of the USDA farm subsidy total for 1995-2010 applies to 1995-2010.

IRC Section: (unknown)

Ruling Date: (unknown)

Operating As: The organization fits a profile of a Hutterite colony but cannot confirm identity as a Hutterite colony due to a lack of evidence.

> Conclusion for Section NE 1, for:

[Maple River Hutterian Brthn Assoc, Fullerton, ND 58441]

(page 2)

4:

Recommendation:

> Step 1

Determine if organization is a Hutterite colony.

Name: Maple River Hutterian Brthn Assoc, Fullerton, ND 58441

IRS EO/BMF data (from Section LF, Part 1):

[Maple River Hutterian Brethren Association, 9262 93rd Ave SE, Fullerton, ND 58441-9774]

Hutterite Directory (for Maple River Colony):

[Maple River, 9262 - 93rd Ave. SE, Fullerton, ND 58441-9774]

> Step 2

Determine IRS organization name as same identity as USDA business name.

USDA Business Name and Location:

[Maple River Hutterian Brthn Assoc, Fullerton, ND 58441]

IRS Organization Name and Address:

(data from Section LF, Part 1, and Section NE 1, (B))

[Maple River Hutterian Brethren Association, 9262 93rd Ave SE, Fullerton, ND 58441-9774]

> Step 3

If a determination of IRS organization name as same identity as USDA business name cannot be made then a investigation is necessary to find IRC section data from the IRS Business Master File (BMF) for:

Name: Maple River Hutterian Brthn Assoc, Fullerton, ND 58441

Timeframe for IRC section data: 1995-2010

Data from Section LF and Section NE 1:

Data for investigation:

1) IRS organization name (Ruling Date 09/1969):

[Maple River Hutterian Brethern Association]

2) IRS organization name (Ruling Date 03/1996):

[Maple River Hutterian Brethren Association]

Hutterite Directory (for Maple River Colony):

[Maple River, 9262 - 93rd Ave. SE, Fullerton, ND 58441-9774]

Different Business Names:

1) Manta data:

[Maple River Hutterian Brethen Association (Inc) also does business as Maple River Colony]

[Maple River Hutterian Brethen Association (Inc), 9262 93rd Ave Se, Fullerton, ND 58441]

environmental working group's Farm Subsidy Database



179,094,906

NEW 2007 Direct Payment Subsidy Overview

NEW Press Release

[2008 Farm Subsidy Database Update](#)

[2008 Summary](#)

[2008 News Release](#)

[EWG's Policy Analysis Database](#)



- [Full Disclosure: Who really benefits from federal farm subsidies](#)
- [What's in the new Farm Bill 2007 Database?](#)
- [New Farm Bill Web Site Generates Media Storm](#)

[Congressional District Ranking](#)

Related Content

[Farms Receiving Government](#)

[Payments](#)

[Speech: Farm Policy For The Rest of
Us](#)

EWG Farm Subsidy Database

Corporate Subsidy Recipients 1 to 1 of 1 in North Dakota

Business Name: MAPLE RIVER

Rank	Name	Location	Subsidy Total 1995-2006
1	Maple River Hutterian Brthn Assoc	Fullerton, ND 58441	\$ 1,017,087.42

environmental working group's Farm Subsidy Database



179,095,051

NEW 2007 Direct Payment Subsidy Overview

NEW Press Release

[2008 Farm Subsidy Database Update](#)

[2008 Summary](#)

[2008 News Release](#)

[EWG's Policy Analysis Database](#)

READ MULCH
Updates, commentary,
& your feedback

NEW!

- [Full Disclosure: Who really benefits from federal farm subsidies](#)
- [What's in the new Farm Bill 2007 Database?](#)
- [New Farm Bill Web Site Generates Media Storm](#)

[Congressional District Ranking](#)

Related Content

Farms Receiving Government

Payments

Speech: Farm Policy For The Rest of

Us

USDA subsidy information for Maple River Hutterian Brthn Assoc

Maple River Hutterian Brthn Assoc: [Summary](#) | [Programs](#) | [Programs by year](#) | [Farm Location\(s\)](#) | [Ownership Interest\(s\)](#)

Addresses on file with USDA for Maple River Hutterian Brthn Assoc

USDA county office from which subsidies were paid:	Subsidy Payments 1995-2006	Most recent address on file in USDA county office
Dickey County, North Dakota	\$1,007,737	Maple River Hutterian Brthn Assoc Fullerton, ND 58441
LaMoure County, North Dakota	\$9,350	Maple River Hutterian Brthn Assoc Fullerton, ND 58441
Total	\$1,017,087	

environmental working group's Farm Subsidy Database



179,095,112

NEW 2007 Direct Payment Subsidy Overview NEW Press Release

[2008 Farm Subsidy Database Update](#)

[2008 Summary](#)

[2008 News Release](#)

[EWG's Policy Analysis Database](#)



- [Full Disclosure: Who really benefits from federal farm subsidies](#)
- [What's in the new Farm Bill 2007 Database?](#)
- [New Farm Bill Web Site Generates Media Storm](#)

[Congressional District Ranking](#)

Related Content

Farms Receiving Government

Payments

Speech: Farm Policy For The Rest of

Us

USDA subsidy information for Maple River Hutterian Brthn Assoc

[Maple River Hutterian Brthn Assoc: Summary](#) | [Programs](#) | [Programs by year](#) | [Farm Location\(s\)](#) | [Ownership Interest\(s\)](#)

Ownership shares for Maple River Hutterian Brthn Assoc

Pick year for ownership information

USDA county office/Ownership:	Percentage Share*
Maple River Hutterian Brthn Assoc ownership information from 2006 Dickey County, North Dakota	
Members Of Maple River Hutterian Fullerton, ND 58441	100.00 %
Maple River Hutterian Brthn Assoc ownership information from 2006 LaMoure County, North Dakota	
Members Of Maple River Hutterian Fullerton, ND 58441	100.00 %

* According to USDA percentage shares for ownership may not reflect share of subsidy payments. EWG review shows that share information on file with USDA may not always equal 100 percent.

environmental working group's Farm Subsidy Database



179,095,194

NEW 2007 Direct Payment Subsidy Overview NEW Press Release

[2008 Farm Subsidy Database Update](#)

[2008 Summary](#)

[2008 News Release](#)

[EWG's Policy Analysis Database](#)

READ MULCH
Updates, commentary,
& your feedback

NEW!

- [Full Disclosure: Who really benefits from federal farm subsidies](#)
- [What's in the new Farm Bill 2007 Database?](#)
- [New Farm Bill Web Site Generates Media Storm](#)

[Congressional District Ranking](#)

Related Content

Farms Receiving Government

Payments

Speech: Farm Policy For The Rest of
Us

USDA subsidy information for Members Of Maple River Hutterian

Members Of Maple River Hutterian: [Farm Location\(s\)](#) | [Recipient ownership share\(s\)](#)

Recipient's ownership share(s)

Recipient:	County	Percentage Share*
Maple River Hutterian Brthn Assoc	Dickey County, North Dakota	100.0 %
	LaMoure County, North Dakota	0.0 %

* Percentage share information is from 2006. According to USDA percentage shares for ownership may not reflect share of subsidy payments. EWG review shows that share information on file with USDA may not equal 100 percent.

environmental working group's Farm Subsidy Database



179,095,265

NEW 2007 Direct Payment Subsidy Overview NEW Press Release

[2008 Farm Subsidy Database Update](#)

[2008 Summary](#)

[2008 News Release](#)

[EWG's Policy Analysis Database](#)

READ MULCH

Updates, commentary,
& your feedback

NEW!

- [Full Disclosure: Who really benefits from federal farm subsidies](#)
- [What's in the new Farm Bill 2007 Database?](#)
- [New Farm Bill Web Site Generates Media Storm](#)

[Congressional District Ranking](#)

Related Content

[Farms Receiving Government](#)

[Payments](#)

[Speech: Farm Policy For The Rest of
Us](#)

USDA subsidy information for Members Of Maple River Hutterian

Members Of Maple River Hutterian: [Farm Location\(s\)](#) | [Recipient ownership share\(s\)](#)

Recipient's ownership share(s)

Recipient:	County	Percentage Share*
Maple River Hutterian Brthn Assoc	Dickey County, North Dakota	0.0 %
	LaMoure County, North Dakota	100.0 %

* Percentage share information is from 2006. According to USDA percentage shares for ownership may not reflect share of subsidy payments. EWG review shows that share information on file with USDA may not equal 100 percent.



EWG Farm Subsidy Database

Corporate Subsidy Recipients **1** to **1** of **1** in North Dakota

Business Name: **MAPLE RIVER**

Rank	Name	Location	Subsidy Total 1995-2010
1	<u>Maple River Hutterian Brthn Assoc</u>	Fullerton, ND 58441	\$ 1,115,287.42

Note: The information on conservation spending for 2010 is incomplete due to missing data from USDA's Natural Resource Conservation Service. Payment data currently are not included for the Environmental Quality Incentives Program, but will be added once NRCS makes it available.

The information provided for the Wetland Reserve Program (WRP) provides an inaccurate picture of how WRP payments are distributed. USDA's Natural Resource Conservation Service uses title companies as intermediaries to finalize wetlands easements under the Wetlands Reserve Program. As a result, the data provided to us shows large sums of money going to these title companies. In reality, the payments are ultimately distributed to landowners participating in the WRP.

Unfortunately, NRCS has not provided the data to show where these farms and wetlands are located or which farmers or landowners are enrolling in the program, so EWG is unable to allocate these large sums of money to individuals beyond the title companies. Therefore, these companies skew the conservation rankings and payment concentration, which EWG cannot avoid unless and until NRCS makes available the additional farm attribution data. Therefore, we have not included WRP payments in the 2010 data update.

Finally, we have separated data on farm commodity, disaster and conservation payments in order to provide a more accurate picture of top recipients and concentration of payments among the three main categories of USDA programs.

USDA subsidy information for **Maple River Hutterian Brthn Assoc**

Addresses on file with USDA for Maple River Hutterian Brthn Assoc

USDA county office from which subsidies were paid:	Subsidy Payments 1995-2010	Most recent address on file in USDA county office
Dickey County, North Dakota	\$1,085,272	Maple River Hutterian Brthn Assoc Fullerton, ND 58441
LaMoure County, North Dakota	\$30,015	Maple River Hutterian Brthn Assoc Fullerton, ND 58441
Total	\$1,115,287	

Note: The information on conservation spending for 2010 is incomplete due to missing data from USDA's Natural Resource Conservation Service. Payment data currently are not included for the Environmental Quality Incentives Program, but will be added once NRCS makes it available.

The information provided for the Wetland Reserve Program (WRP) provides an inaccurate picture of how WRP payments are distributed. USDA's Natural Resource Conservation Service uses title companies as intermediaries to finalize wetlands easements under the Wetlands Reserve Program. As a result, the data provided to us shows large sums of money going to these title companies. In reality, the payments are ultimately distributed to landowners participating in the WRP.

Unfortunately, NRCS has not provided the data to show where these farms and wetlands are located or which farmers or landowners are enrolling in the program, so EWG is unable to allocate these large sums of money to individuals beyond the title companies. Therefore, these companies skew the conservation rankings and payment concentration, which EWG cannot avoid unless and until NRCS makes available the additional farm attribution data. Therefore, we have not included WRP payments in the 2010 data update.

Finally, we have separated data on farm commodity, disaster and conservation payments in order to provide a more accurate picture of top recipients and concentration of payments among the three main categories of USDA programs.



Maple River Hutterian Brthn Assoc received payments totaling **\$1,115,287** from 1995 through 2010

Year	Conservation Subsidies	Disaster Subsidies	Commodity Subsidies	Total USDA Subsidies 1995-2010
1995	\$0	\$0	\$37,180	\$37,180
1996	\$0	\$0	\$37,440	\$37,440
1997	\$792	\$0	\$37,000	\$37,792
1998	\$564	\$0	\$133,630	\$134,194
1999	\$116	\$19,589	\$206,087	\$225,792
2000	\$116	\$0	\$110,392	\$110,508
2001	\$116	\$0	\$103,455	\$103,571
2002	\$116	\$0	\$25,959	\$26,075
2003	\$116	\$0	\$42,220	\$42,336
2004	\$116	\$0	\$56,256	\$56,372
2005	\$116	\$2,102	\$126,263	\$128,481
2006	\$116	\$0	\$77,230	\$77,346
2007	\$116	\$0	\$40,000	\$40,116
2008	\$116	\$17,736	\$40,000	\$57,852
2009	\$116	\$0	\$0	\$116
2010	\$116	\$0	\$0	\$116
Total	\$2,748	\$39,427	\$1,073,112	\$1,115,287

Crop Summary for Maple River Hutterian Brthn Assoc

Crop	Payments 1995-2010
Corn Subsidies**	\$608,443
Soybean Subsidies**	\$221,803
Wheat Subsidies**	\$172,986
Barley Subsidies**	\$60,603
Sunflower Subsidies**	\$8,950
Oat Subsidies**	\$322
Sorghum Subsidies**	\$6

Counties where payments were made from

County	Subsidy Payments 1995-2010
Dickey County, North Dakota	\$1,085,272

LaMoure County, North Dakota

\$30,015

Total**\$1,115,287**

Note: The information on conservation spending for 2010 is incomplete due to missing data from USDA's Natural Resource Conservation Service. Payment data currently are not included for the Environmental Quality Incentives Program, but will be added once NRCS makes it available.

The information provided for the Wetland Reserve Program (WRP) provides an inaccurate picture of how WRP payments are distributed. USDA's Natural Resource Conservation Service uses title companies as intermediaries to finalize wetlands easements under the Wetlands Reserve Program. As a result, the data provided to us shows large sums of money going to these title companies. In reality, the payments are ultimately distributed to landowners participating in the WRP.

Unfortunately, NRCS has not provided the data to show where these farms and wetlands are located or which farmers or landowners are enrolling in the program, so EWG is unable to allocate these large sums of money to individuals beyond the title companies. Therefore, these companies skew the conservation rankings and payment concentration, which EWG cannot avoid unless and until NRCS makes available the additional farm attribution data. Therefore, we have not included WRP payments in the 2010 data update.

Finally, we have separated data on farm commodity, disaster and conservation payments in order to provide a more accurate picture of top recipients and concentration of payments among the three main categories of USDA programs.

USDA subsidy information for **Maple River Hutterian Brthn Assoc****Payment Breakdown**

Subsidy Program	Total Payments 1995-2010
Total USDA - Subsidies	\$1,115,287
<i>Subtotal, Farming Subsidies</i>	\$1,073,112
<i>Subtotal, Conservation Programs</i>	\$2,748
<i>Subtotal, Disaster Payments</i>	\$39,427

Commodity subsidy breakdown

Subsidy Program	Total Payments 1995-2010
Subtotal, Farming Subsidies	\$1,073,112
<i>Total Direct Payments</i>	\$216,320
Direct Payment - Barley	\$237
Direct Payment - Corn	\$89,057
Direct Payment - Soybeans	\$60,167
Direct Payment - Sunflower	\$8,950
Direct Payment - Wheat	\$57,909
<i>Total Counter Cyclical Payments</i>	\$66,751
Counter Cyclical Payment - Corn	\$66,751
Counter Cyclical Payment - Wheat	\$0
<i>Production Flexibility Contracts</i>	\$217,839
Production Flexibility - Barley	\$35,871
Production Flexibility - Corn	\$117,044
Production Flexibility - Oats	\$205
Production Flexibility - Sorghum	\$3
Production Flexibility - Wheat	\$64,716
<i>Mkt. Loss Asst. - Commodity Crops</i>	\$99,557
Market Loss Assistance - Barley	\$14,401
Market Loss Assistance - Corn	\$53,699
Market Loss Assistance - Oats	\$117
Market Loss Assistance - Sorghum	\$3
Market Loss Assistance - Wheat	\$31,337
<i>Oilseed Program</i>	\$18,337
Oilseed Program - Soybean	\$18,337

<i>Deficiency Payments</i>	\$19,741
Advance Deficiency - Barley	\$7,630
Deficiency - Barley	\$2,464
Advance Deficiency - Corn	\$11,388
Deficiency - Corn	\$-1,741
Advance Deficiency - Wheat	\$6,051
Deficiency - Wheat	\$-6,051
<i>Loan Deficiency Payments</i>	\$329,679
Loan Deficiency - Corn	\$253,245
Loan Deficiency - Soybeans	\$58,668
Loan Deficiency - Wheat	\$17,766
<i>Total Commodity Certificates</i>	\$56,380
Commodity Certificates - Corn	\$19,000
Commodity Certificates - Soybeans	\$37,380
<i>Marketing Loan Gains</i>	\$48,508
Market Gains Farm - Soybeans	\$47,250
Market Gains Farm - Wheat	\$1,258

Conservation subsidy breakdown

Subsidy Program	Total Payments 1995-2010
Subtotal, Conservation Programs	\$2,748
<i>Conservation Reserve Program</i>	\$1,956
CRP - Annual Land Rental	\$1,431
CRP - Cost Share	\$525
<i>Agricultural Conservation Program</i>	\$792
ACP - Regular	\$792

Disaster subsidy breakdown


Subsidy Program	Total Payments 1995-2010
Subtotal, Disaster Payments	\$39,427
<i>Misc. Disaster Payments</i>	\$39,427
Crop Disaster - Program	\$39,427

Note: The information on conservation spending for 2010 is incomplete due to missing data from USDA's Natural Resource Conservation Service. Payment data currently are not included for the Environmental Quality Incentives Program, but will be added once NRCS makes it available.

The information provided for the Wetland Reserve Program (WRP) provides an inaccurate picture of how WRP payments are distributed. USDA's Natural Resource Conservation Service uses title companies as intermediaries to finalize wetlands easements under the Wetlands Reserve Program. As a result, the data provided to us shows large sums of money going to these title companies. In reality, the payments are ultimately distributed to landowners participating in the WRP.

Unfortunately, NRCS has not provided the data to show where these farms and wetlands are located or which farmers or landowners are enrolling in the program, so EWG is unable to allocate these large sums of money to individuals beyond the title companies. Therefore, these companies skew the conservation rankings and payment concentration, which EWG cannot avoid unless and until NRCS makes available the additional farm attribution data. Therefore, we have not included WRP payments in the 2010 data update.

Finally, we have separated data on farm commodity, disaster and conservation payments in order to provide a more accurate picture of top recipients and concentration of payments among the three main categories of USDA programs.

USDA subsidy information for **Maple River Hutterian Brthn Assoc****Ownership shares for Maple River Hutterian Brthn Assoc**Pick year for ownership information 

USDA county office/Ownership:

Percentage
Share***Maple River Hutterian Brthn Assoc**
ownership information from 2009
Dickey County, North DakotaMembers Of Maple River Hutterian

N/A*

* According to USDA percentage shares for ownership may not reflect share of subsidy payments. EWG review shows that share information on file with USDA may not always equal 100 percent. Most recent percentage share information is from 2008. Future release of this information was barred by law in the 2008 Farm Bill.

Note: The information on conservation spending for 2010 is incomplete due to missing data from USDA's Natural Resource Conservation Service. Payment data currently are not included for the Environmental Quality Incentives Program, but will be added once NRCS makes it available.

The information provided for the Wetland Reserve Program (WRP) provides an inaccurate picture of how WRP payments are distributed. USDA's Natural Resource Conservation Service uses title companies as intermediaries to finalize wetlands easements under the Wetlands Reserve Program. As a result, the data provided to us shows large sums of money going to these title companies. In reality, the payments are ultimately distributed to landowners participating in the WRP.

Unfortunately, NRCS has not provided the data to show where these farms and wetlands are located or which farmers or landowners are enrolling in the program, so EWG is unable to allocate these large sums of money to individuals beyond the title companies. Therefore, these companies skew the conservation rankings and payment concentration, which EWG cannot avoid unless and until NRCS makes available the additional farm attribution data. Therefore, we have not included WRP payments in the 2010 data update.

Finally we have separated data on farm commodity, disaster and conservation payments in order to provide a more accurate picture of top recipients and concentration of payments among the three main categories of USDA programs.



USDA subsidy information for **Members Of Maple River Hutterian**

Recipient's ownership share(s)

Recipient:	County	Percentage Share*
<u>Maple River Hutterian Brthn Assoc</u>	Dickey County, North Dakota	0.0 %
	LaMoure County, North Dakota	0.0 %
	Dickey County, North Dakota	0.0 %
	LaMoure County, North Dakota	0.0 %
	Dickey County, North Dakota	0.0 %
	LaMoure County, North Dakota	0.0 %

* Most recent percentage share information is from 2008. According to USDA percentage shares for ownership may not reflect share of subsidy payments. EWG review shows that share information on file with USDA may not equal 100 percent.

Note: The information on conservation spending for 2010 is incomplete due to missing data from USDA's Natural Resource Conservation Service. Payment data currently are not included for the Environmental Quality Incentives Program, but will be added once NRCS makes it available.

The information provided for the Wetland Reserve Program (WRP) provides an inaccurate picture of how WRP payments are distributed. USDA's Natural Resource Conservation Service uses title companies as intermediaries to finalize wetlands easements under the Wetlands Reserve Program. As a result, the data provided to us shows large sums of money going to these title companies. In reality, the payments are ultimately distributed to landowners participating in the WRP.

Unfortunately, NRCS has not provided the data to show where these farms and wetlands are located or which farmers or landowners are enrolling in the program, so EWG is unable to allocate these large sums of money to individuals beyond the title companies. Therefore, these companies skew the conservation rankings and payment concentration, which EWG cannot avoid unless and until NRCS makes available the additional farm attribution data. Therefore, we have not included WRP payments in the 2010 data update.

Finally, we have separated data on farm commodity, disaster and conservation payments in order to provide a more accurate picture of top recipients and concentration of payments among the three main categories of USDA programs.

[illegible]

IRS EO/BMF Data Decoded

Subject: Maple River Hutterian Brthn Assoc, Fullerton, ND 58441

EO/BMF Name: Maple River Hutterian Brethren Association

EO File URL: [http://www.irs.gov/taxstats/charitablestats/article/0,,id=97186,00.html]

EO File by State: North Dakota

EO File MS-DOS Name: EO_ND.EXE

EO File Updated: 11-12-09

EO File Date: 12/7/09

EO File EO/BMF Data Sequence:

450308338MAPLE RIVER HUTTERIAN BRETHERN ASSOCIATION

9262 93RD AVE SE

FULLERTON

ND58441-977400004031

199603200003230000501000000

00000 12

Note:

The font of this data sequence, as Times New Roman, is not the same as the font of the original EO/BMF data so the spacing steps of this data sequence may be different from the original EO/BMF data. The data fields are the same as the original EO/BMF data.

EO/BMF data sequence decoded for EIN, IRC Section, and Ruling Date:

<u>EO/BMF Data</u>	<u>EO/BMF Data Field</u>
450308338	Employer Identification Number (EIN)
MAPLE RIVER HUTTERIAN BRETHERN ASSOCIATION	Primary Name of Organization
(no data)	In Care of Name (CO) (if present)
9262 93RD AVE SE	Street Address
FULLERTON	City
ND	State
58441-9774	Zip Code (note: Zip+4)
0000	Group Exemption Number (GEN)
40	Subsection Code (SS)
3	Affiliation Code (AF)
1	Classification Code(s) (CL)
199603	Ruling Date (RD)

<u>Subsection Code</u>	<u>Classification Code</u>	<u>IRC Section (IRM Table)</u>	<u>IRC Section (SOI Table)</u>
40	1	501(d) Apostolic and religious organization	501(d) Apostolic and Religious Org.

<u>Ruling Date Data</u>	<u>Ruling Date Data Form</u>	<u>Ruling Date</u>
199603	YYYYMM (year and month)	03/1996

[Sign In](#) | [Cart](#) | [Newsletter](#)

1-800-MELISSA

[Products](#)[Solutions](#)[Downloads & Trials](#)[Support](#)[Resources](#)

Get the insight to better **target your market**
Use our data append services to uncover the demographics
of your *best customers* and see where they live.

[Start Today](#)

Nonprofit Organization Lookup

Enter a 5-digit ZIP Code, organization name or 9-digit Tax ID

[Submit](#)

MAPLE RIVER HUTTERIAN BRETHREN ASSOCIATION	
Address	9262 93RD AVE SE FULLERTON, ND 58441-9774 MapG MapY MapV
IRS Subsection	501(d) - A religious and apostolic association.
Type of Organization	Association
Deductibility	Contributions are NOT deductible
Tax I.D. Number	450308338
Exempt Since	03-1996
Form 990 Requirement	Not required to file 990
Activity #1	Religious order
Activity #2	Farming
Share with others information about this Nonprofit - like the web site, e-mail address, how to donate or any corrections to the data shown.	
Post a Message	

Messages

[How Can We Improve this Lookup?](#) | [Email to a Friend](#) | [Lookups Forum](#) | [Terms of Use](#)



1-800-MELISSA

[Sign In](#) | [W Cart](#) | [Newsletters](#) | [Search](#)



[Products](#) [Solutions](#) [Downloads & Trials](#) [Support](#) [Resources](#) [Lookups](#) [Contact Us](#)

Get the insight to better **target your market**
Use our data append services to uncover the demographics
of your **best customers** and see where they live.



Start Today

Nonprofit Organization Lookup

[Help](#)

[Index](#)

Enter a 5-digit ZIP Code, organization name or 9-digit Tax ID


MAPLE RIVER HUTTERIAN BRETHREN ASSOCIATION	
Address	9262 93RD AVE SE FULLERTON, ND 58441-9774 MapG MapY MapV
IRS Subsection	501(d) - A religious and apostolic association.
Type of Organization	Association
Deductibility	Contributions are NOT deductible
Tax I.D. Number	450308338
Exempt Since	03-1996
Form 990 Requirement	Not required to file 990
Activity #1	Religious order
Activity #2	Farming
Share with others information about this Nonprofit - like the web site, e-mail address, how to donate or any corrections to the data shown.	
<input type="button" value="Post a Message"/>	

Messages

[How Can We Improve this Lookup?](#) | [Email to a Friend](#) | [Lookups Forum](#) | [Terms of Use](#)

MELISSA DATA[Sign In](#) | [Cart](#) | [Newsletters](#) | [Search](#)

1-800-MELISSA

[Products](#)[Solutions](#)[Downloads & Trials](#)[Support](#)[Resources](#)[Lookups](#)[Contact Us](#)[Free Lookups](#)[Home](#) > [Lookups](#) > **Nonprofit Organization Lookup**[Help](#)**Geocoding Solutions**Append Latitude & Longitude Coordinates
to U.S. & Canadian Addresses[Request Information](#)Enter a 5-digit ZIP Code,
organization name or 9-digit Tax ID
[Submit](#)**Use this LookUp to:**

- Find information on over 1.4 million registered nonprofit organizations in the United States
- Get organization name, assets, income, and IRS subsection
- Select organization for contact name and address, type of foundation and organization
- Get deductibility status, classification, Form 990, and more

MAPLE RIVER HUTTERIAN BRETHREN ASSOCIATION

	9262 93RD AVE SE
Address	FULLERTON, ND 58441-9774
	MapG MapY MapV
IRS Subsection	501(d) - A religious and apostolic association.
Type of Organization	Association
Deductibility	Contributions are NOT deductible
Tax I.D. Number	450308338
Exempt Since	03-1996
Form 990 Requirement	Not required to file 990
	Activity #1Religious order
	Activity #2Farming

Share with others information about this Nonprofit - like the web site, e-mail address, how to donate or any corrections to the data shown.

[Post a Message](#)[Messages](#)[How Can We Improve this Lookup?](#) | [Send to a Friend](#) | [Lookups Forum](#) | [Terms of Use](#)

[illegible]

IRS EO/BMF Data Decoded

Subject: Maple River Hutterian Brthn Assoc, Fullerton, ND 58441

EO/BMF Name: Maple River Hutterian Brethern Association

EO File URL: [<http://www.irs.gov/taxstats/charitablestats/article/0,,id=97186,00.html>]

EO File by State: North Dakota

EO File MS-DOS Name: EO_ND.EXE

EO File Updated: 11-12-09

EO File Date: 12/7/09

EO File EO/BMF Data Sequence:

237036368MAPLE RIVER HUTTERIAN BRETHERN ASSOCIATION

9262 93RD AVE SE

FULLERTON

ND58441-977400004031

196909200230001000501000000

00000

12

Note:

The font of this data sequence, as Times New Roman, is not the same as the font of the original EO/BMF data so the spacing steps of this data sequence may be different from the original EO/BMF data. The data fields are the same as the original EO/BMF data.

EO/BMF data sequence decoded for EIN, IRC Section, and Ruling Date:

<u>EO/BMF Data</u>	<u>EO/BMF Data Field</u>
237036368	Employer Identification Number (EIN)
MAPLE RIVER HUTTERIAN BRETHERN ASSOCIATION	Primary Name of Organization
(no data)	In Care of Name (CO) (if present)
9262 93RD AVE SE	Street Address
FULLERTON	City
ND	State
58441-9774	Zip Code (note: Zip+4)
0000	Group Exemption Number (GEN)
40	Subsection Code (SS)
3	Affiliation Code (AF)
1	Classification Code(s) (CL)
196909	Ruling Date (RD)

<u>Subsection Code</u>	<u>Classification Code</u>	<u>IRC Section (IRM Table)</u>	<u>IRC Section (SOI Table)</u>
40	1	501(d) Apostolic and religious organization	501(d) Apostolic and Religious Org.

<u>Ruling Date Data</u>	<u>Ruling Date Data Form</u>	<u>Ruling Date</u>
196909	YYYYMM (year and month)	09/1969



International Address Verification

Validate, Cleanse and Ensure Deliverability- 24 hours a day

► [Click here for Address Doctor](#)

Nonprofit Organization Lookup

Enter a 5-digit ZIP Code, organization name or 9-digit Tax ID

MAPLE RIVER HUTTERIAN BRETHERN ASSOCIATION	
Address	9262 93RD AVE SE FULLERTON, ND 58441-9774 MapG MapY MapV
IRS Subsection	501(d) - A religious and apostolic association.
Type of Organization	Association
Deductibility	Contributions are NOT deductible
Tax I.D. Number	237036368
Exempt Since	09-1969
Form 990 Requirement	Not required to file 990
Activity #1	Farming
Activity #2	Church, synagogue, etc
Share with others information about this Nonprofit - like the web site, e-mail address, how to donate or any corrections to the data shown.	
<input type="button" value="Post a Message"/>	

Messages

[How Can We Improve this Lookup?](#) | [Email to a Friend](#) | [Lookups Forum](#) | [Terms of Use](#)



1-800-MELISSA

Products Solutions

Downloads & Trials

Support

Resources

Lookups

Contact Us

Sign In | Cart | Newsletters | Search

International Address Verification

Validate, Cleanse and Ensure Deliverability- 24 hours a day

[Click here for Address Doctor](#)

Nonprofit Organization Lookup

[Help](#)

[Index](#)

Enter a 5-digit ZIP Code, organization name or 9-digit Tax ID

MAPLE RIVER HUTTERIAN BRETHERN ASSOCIATION	
Address	9262 93RD AVE SE FULLERTON, ND 58441-9774 MapG MapY MapV
IRS Subsection	501(d) - A religious and apostolic association.
Type of Organization	Association
Deductibility	Contributions are NOT deductible
Tax I.D. Number	237036368
Exempt Since	09-1969
Form 990 Requirement	Not required to file 990
Activity #1	Farming
Activity #2	Church, synagogue, etc
Share with others information about this Nonprofit - like the web site, e-mail address, how to donate or any corrections to the data shown.	
<input type="button" value="Post a Message"/>	

Messages

[How Can We Improve this Lookup?](#) | [Email to a Friend](#) | [Lookups Forum](#) | [Terms of Use](#)

MELISSA DATA[Sign In](#) | [Cart](#) | [Newsletters](#) | [Search](#)

1-800-MELISSA

[Products](#)[Solutions](#)[Downloads & Trials](#)[Support](#)[Resources](#)[Lookups](#)[Contact Us](#)**Free Lookups**[Home](#) > [Lookups](#) > **Nonprofit Organization Lookup**[Help](#)**International Address Verification** Validate, Cleanse & Ensure Deliverability[Get Free Quote](#)Enter a 5-digit ZIP Code,
organization name or 9-digit Tax ID
Use this LookUp to:

- Find information on over 1.4 million registered nonprofit organizations in the United States
- Get organization name, assets, income, and IRS subsection
- Select organization for contact name and address, type of foundation and organization
- Get deductibility status, classification, Form 990, and more

MAPLE RIVER HUTTERIAN BRETHERN ASSOCIATION

Address 9262 93RD AVE SE
FULLERTON, ND 58441-9774
[MapG](#) [MapY](#) [MapV](#)

IRS Subsection 501(d) - A religious and apostolic association.

Type of Organization Association

Deductibility Contributions are NOT deductible

Tax I.D. Number 237036368

Exempt Since 09-1969

Form 990 Requirement Not required to file 990

Activity #1Farming

Activity #2Church, synagogue, etc

Share with others information about this Nonprofit - like the web site, e-mail address, how to donate or any corrections to the data shown.

[Messages](#)[How Can We Improve this Lookup?](#) | [Send to a Friend](#) | [Lookups Forum](#) | [Terms of Use](#)

[Home](#) | [About Us](#) | [myManta](#) | [FAQ](#) | [View Cart](#) | [My Profile](#)

Login:

Not a member? [Learn more.](#)Monday, Oct. 26, 2009
63,778,867 companies**New! Premium Report**
Search Now on Manta

COMPANIES: U.S., Australia, Canada, U.K., Worldwide

RESOURCES: Video, Jobs, Reports, White Papers | **JOIN US:** Twitter, Facebook**Search****BUSINESS CENTERS:** Small Biz, Sales Expertise, HR, Travel, Career, Tech

U.S. » Fullerton, ND » Agriculture » Hogs » Hogs » Maple River Hutterian Brethen Association (Inc)

Maple River Hutterian Brethen Association (Inc)

(Maple River Colony)

Is this your company?

[Claim This Profile](#)

These Members Work Here

**Do you?**
SAY SO9262 93rd Ave Se
Fullerton, ND 58441**Phone:** (701) 375-6231**Website:** Information not found (?)

Ads by Google

[Company Profile](#) Info on 32 million companies, plus key info on top execs. Free Trial[Company Information - D&B](#) Access Company Information For All U.S. Businesses. Free 7-Day Trial!

The ads are not affiliated with Maple River Hutterian Brethen Association (Inc)

Business Categories

Hogs in Fullerton, ND
Hog Farm Or Feedlot Turkey/Turkey Egg Farm, Hog and Pig Farming

Maple River Hutterian Brethen Association (Inc) Business Information [Claim This Profile](#)

Maple River Hutterian Brethen Association (Inc) is a private company categorized under Hogs and located in Fullerton, ND. Our records show it was established in 1960 and incorporated in North Dakota. Current estimates show this company has an annual revenue of \$1,400,000 and employs a staff of approximately 12.

Also Does Business As

Maple River Colony

HQ, Branch or Single Location

Single Location

Annual Sales (Estimated)

[View Details](#)

Employees (Estimated)

12

Company Profile

Info on 32 million companies, plus key info on top execs. Free Trial
www.hoovers.com/company_profiles

Embarq is now CenturyLink

50% off High Speed Internet for Business. Order Now for \$14.98/mo!
embarq.centurylink.com/business

Company Information - D&B

Access Company Information For All U.S. Businesses. Free 7-Day Trial!
www.selectory.com

Ads by Google

SIC Code and Description
 [View Details](#)
NAICS Code and Description

112210, Hog and Pig Farming

Products, Services and Brands

Information not found (?)

State of Incorporation

North Dakota

Years in Business

49

Company Contacts

Contact Name	Gender	
Zack Hofer, President	—	Claim This Profile

Click on the [reports tab](#) at the top of the page to research company background, detailed company profile, credit and financial reports for Maple River Hutterian Brethren Association (Inc).

Data above provided by D&B. © Dun and Bradstreet, Inc. All rights Reserved.

Start saving today

with the

ScholarShare® College Savings Plan

Open a
ScholarShare
Account



SCHOLARSHARE
college savings plan

Turn here™



Fidelity Brokerage Services

Related Links

Other companies named
Maple River Hutterian Brethren
Association (Inc)

Companies in this industry

Jobs in Fullerton, ND

Recent Visitors

YOU
JOIN NOW

Companies by Location: Fullerton, North Dakota

[Home](#)[Notifications](#)[Reach Us](#)Keep our server humming, [Donate](#).

HUTTERITE CONTACTS

GO TO MAIN INDEX

- S Fairview, La Moure, ND 58458-9038
- S Forest River, Fordville, ND 58231-9525
- S Maple River, Fullerton, ND 58441-9774
- S Spring Creek, Forbes, ND 58439-9027
- S Sundale, Milnor, ND 58060-9645
- S Willowbank, Edgeley, ND 58433

Maple River Schmiedeleut Group 2

9262 - 93rd Ave. SE

Fullerton, ND 58441-9774

Established From Blumengard, Faulkton, SD 57438-9302

[Google Map](#)

Manager Jack Hofer

701-375-6231

fax 6271

Minister Zack Hofer

701-375-6051

Second Minister Ike

7541

Shop 6091

fax 4471

Harold 6091

Northland Steel & Trim 4470

Switchboard 701-375-2* (where * is the extension)

149 Ned Susan Hofer

197 Philip Alma Waldner

148 Richard Helen Hofer

194 Ryan Sylvia Wollman

174 Sam Judith Waldner

132 Sarah Hofer

196 Victor Annette Hofer

133 Zack Lena Hofer

181 Zacky Sandra Wollman

153 Bakery

177 Blacksmith Shop

157 Broiler Barn

102 Carpenter Shop

152 Children's Dining

217 Concrete Shop

161 Cordless-Calvin

168 Cordless-Christopher

175 Cordless-Clarence

180 Cordless-Corney
135 Cordless-Darel
169 Cordless-Ed
145 Albert Kathryn Hofer
165 Amos Rebecca Hofer
138 Andy Esther Hofer
164 Annie Waldner
147 Annie Wollman
199 Calvin Thelma Hofer
146 Clarence Darlene Wok.
131 Corrie Delia Hofer
158 Edward Susie Wollman
173 Edwin Annie Wollman
140 Esther Hofer
128 Harold Donna Hofer
143 Ike Mary Waldner
129 Jack Betty Hofer
159 Jack Susie Wollman
144 Jake Becky Wollman
139 Jerry Rhoda Waldner
155 John Mary Wollman
172 Jonathan Marilyn Wald.
195 Keith Thelma Waldner
130 Larry Bertha Hofer
134 Leonard Becky Hofer
180 German School
190 Grain Handling
142 Hog Barn
170 Ike's Office
102 Jack's Office
136 Killing Plant
193 Kindergarten
160 Kitchen
209 Cordless-Ike
200 Cordless-Jack
185 Cordless-Jacob
137 Cordless-James
221 Cordless-Johnny
102 Cordless-Jonathan
162 Cordless-Keith
167 Cordless-Larry
166 Cordless-Lenny
142 Cordless-Ned
150 Cordless-Phillip

171 Cordless-Zacky
103 Electric Shop
141 Feed Mill
183 Kitchen Basement
156 Kitchen Sewing R
151 Laundromat
189 Material Room
166 Mechanic Shop
188 School Room 1
188 School Room 2
186 Shoe Shop
171 Sow Barn
179 Steel Shop Albert
176 Steel Shop Jerry
198 Steel Shop Jonny
192 Steel Shop Ryan
178 Steel Shop Sam
154 Teacher's Room
139 Tractor Shop
201 Trenton's cordless
162 Turkey Finisher
161 Turkey Starter
101 Zack's Office

Contact Information for Hutterite colonies as USDA farm subsidy recipients
Subject: Maple River Hutterian Brthn Assoc, Fullerton, ND 58441
(note: name not confirmed as a Hutterite colony)

Contact Information for [Maple River Hutterian Brthn Assoc, Fullerton, ND 58441]

1) IRS EO/BMF data (1)

Address:

Maple River Hutterian Brethren Association
9262 93rd Ave SE
Fullerton, ND 58441-9774

2) IRS EO/BMF data (2)

Address:

Maple River Hutterian Brethren Association
9262 93rd Ave SE
Fullerton, ND 58441-9774

3) Manta data

Phone: [701-375-6231]

Address:

Maple River Hutterian Brethren Association Inc/Maple River Colony
9262 93rd Ave Se
Fullerton, ND 58441

4) Hutterite Directory

Phone:

- 1) Zack Hofer, Minister: [701-375-6051]
- 2) Jack Hofer, Manager: [701-375-6231]

Address:

Maple River Colony
9262 - 93rd Ave. SE
Fullerton, ND 58441-9774

Address verification results from [www.melissadata.com]:

1) For (1) IRS EO/BMF data (1): address verified

2) For (2) IRS EO/BMF data (2): address verified

3) For (3) Manta data:

Address verified for:

9262 93rd Ave SE
Fullerton, ND 58441-9774

4) For (4) Hutterite Directory:

Address verified for:

9262 93rd Ave SE
Fullerton, ND 58441-9774

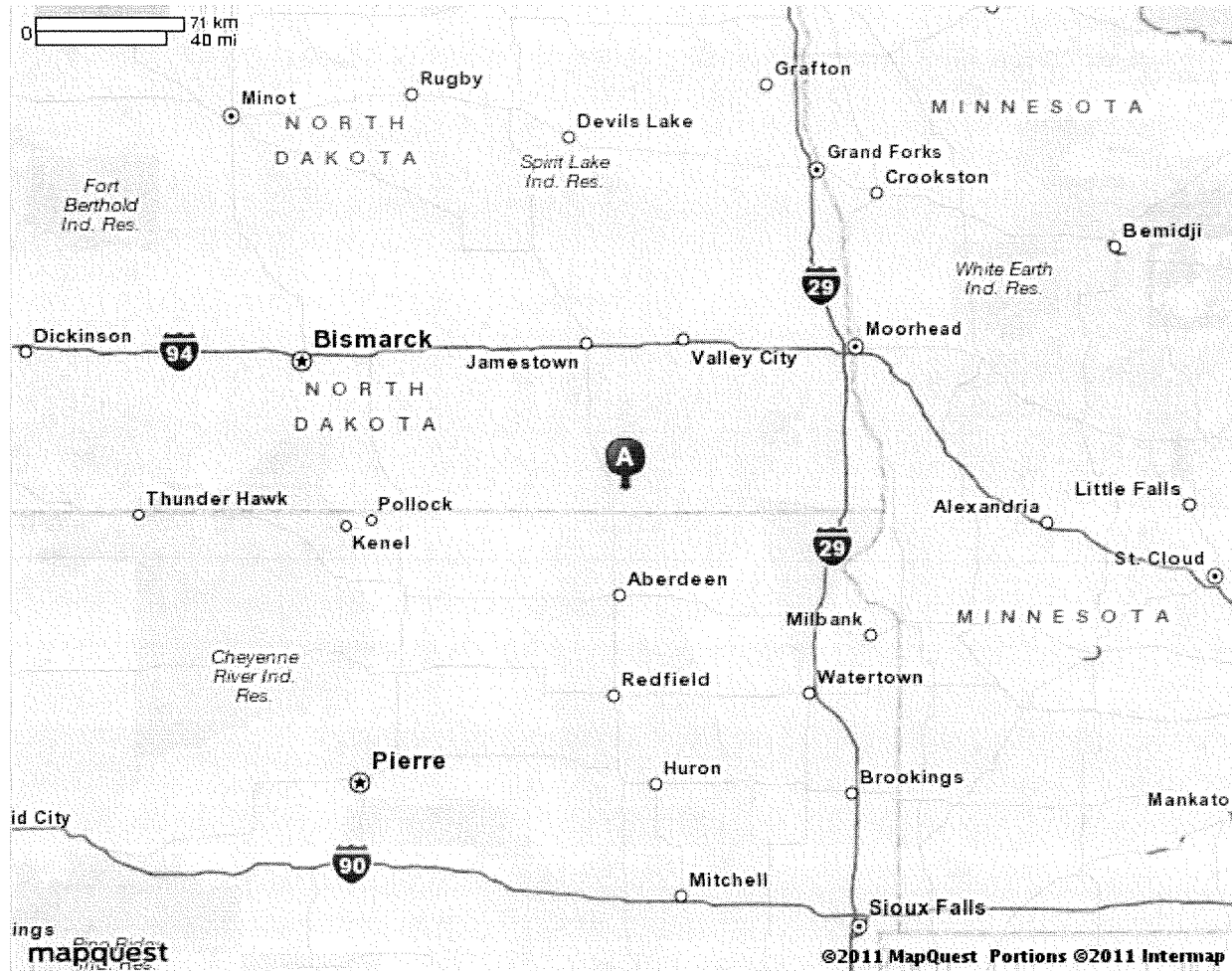


MAPQUEST

Map of Maple River Colony

9262 93rd Ave SE, Fullerton, ND 58441 -
(701) 375-6231

Notes



All rights reserved. Use subject to License/Copyright | [Map Legend](#)

Directions and maps are informational only. We make no warranties on the accuracy of their content, road conditions or route usability or expeditiousness. You assume all risk of use. MapQuest and its suppliers shall not be liable to you for any loss or delay resulting from your use of MapQuest. Your use of MapQuest means you agree to our [Terms of Use](#)

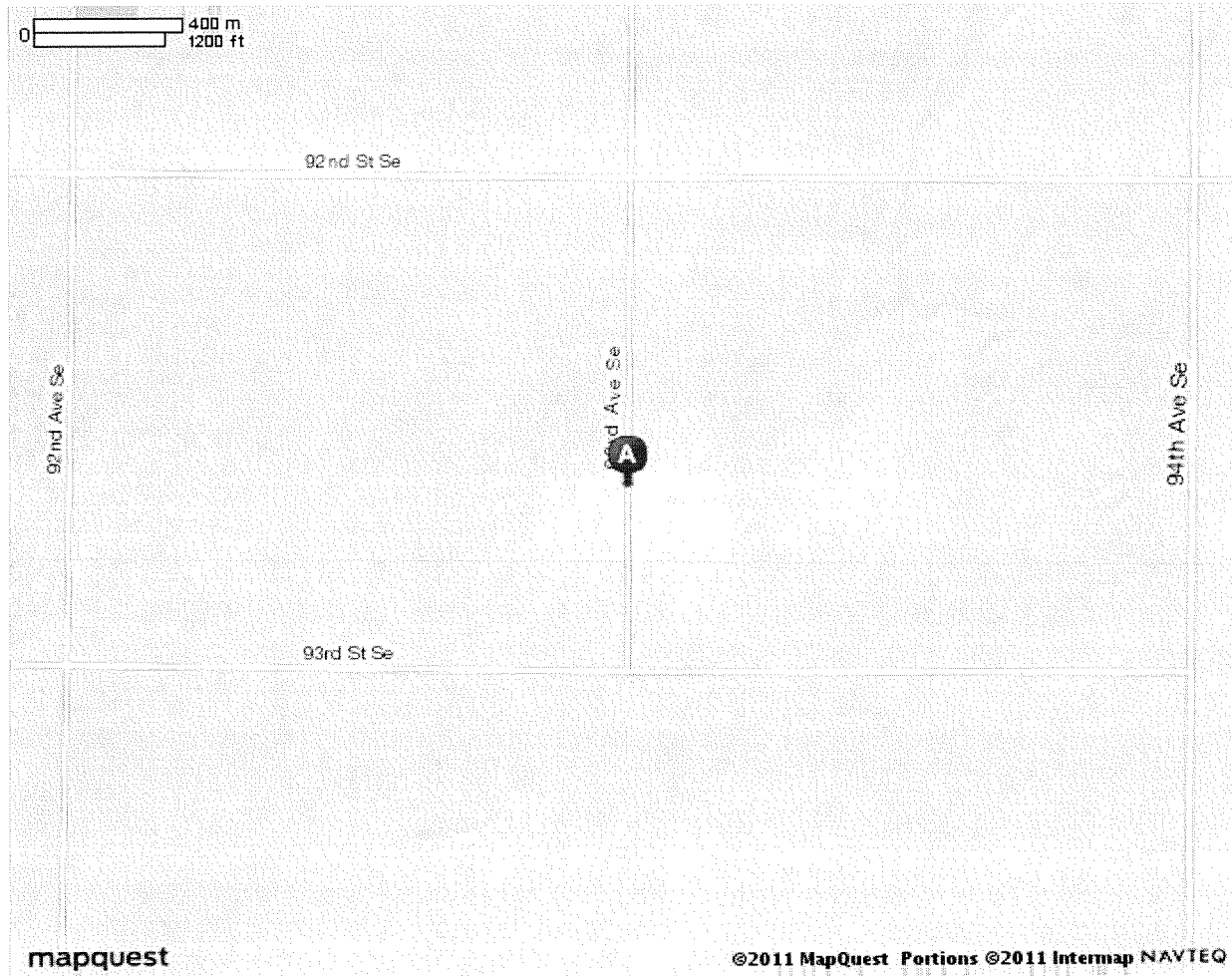


MAPQUEST

Map of Maple River Colony

9262 93rd Ave SE, Fullerton, ND 58441 -
(701) 375-6231

Notes



All rights reserved. Use subject to [License/Copyright](#) | [Map Legend](#)

Directions and maps are informational only. We make no warranties on the accuracy of their content, road conditions or route usability or expeditiousness. You assume all risk of use. MapQuest and its suppliers shall not be liable to you for any loss or delay resulting from your use of MapQuest. Your use of MapQuest means you agree to our [Terms of Use](#)



MAPQUEST

Map of Maple River Colony

9262 93rd Ave SE, Fullerton, ND 58441 -
(701) 375-6231

Notes



All rights reserved. Use subject to [License/Copyright](#) | [Map Legend](#)

Directions and maps are informational only. We make no warranties on the accuracy of their content, road conditions or route usability or expeditiousness. You assume all risk of use. MapQuest and its suppliers shall not be liable to you for any loss or delay resulting from your use of MapQuest. Your use of MapQuest means you agree to our [Terms of Use](#)



Bismarck, ND [Edit](#)



1. Start out going **NORTH** on **N 6TH ST** toward **E ROSSER AVE.** 0.0 mi



2. Turn **RIGHT** onto **E ROSSER AVE.** 0.2 mi



3. Turn **LEFT** onto **N 9TH ST/ND-1804 N.** 0.6 mi



4. Turn **RIGHT** onto **ND-1804 N/STATE ST.** 1.1 mi



5. Merge onto **I-94 E** toward **FARGO.** 98.3 mi



6. Take the **US-52 W/US-281** exit, **EXIT 258**, toward **JAMESTOWN.** 0.3 mi



7. Turn **RIGHT** onto **US-281 SE/US-281.** Continue to follow **US-281 SE.** 58.2 mi



8. Turn **LEFT** onto **93RD ST SE**. 4.5 mi



9. Turn **LEFT** onto **93RD AVE SE**. 0.4 mi



10. **9262 93RD AVE SE** is on the
RIGHT.



Maple River Colony[Edit](#)

9262 93rd Ave SE, Fullerton, ND 58441 - (701) 375-6231

Total Travel Estimate: **2 hours 35 minutes** / **163.51 miles** Fuel Cost: [Calculate](#)

Directions and maps are informational only. We make no warranties on the accuracy of their content, road conditions or route usability or expeditiousness. You assume all risk of use. MapQuest and its suppliers shall not be liable to you for any loss or delay resulting from your use of MapQuest.



List of Evidence for Hutterite colonies as USDA farm subsidy recipients

Subject: Spring Creek Hutterian Brethren I, Forbes, ND 58439

Location by State: North Dakota

Form and Version of Evidence:

[Short Form for Original Evidence (Long Form) and New Evidence 1]

Timeframe of Evidence as Webpages: 2009-2011

Status: Investigation as EO (Exempt Organization)

Topic: Short Form includes Findings from Original Evidence (Long Form) and
New Evidence 1, and Conclusion from New Evidence 1

Section SF. List of Short Form of Evidence for OE and NE 1

- 1) EWG 'Search Result' and 'Farm Location(s)' webpages (10/26/2009) for data 1995-2006
Both from Environmental Working Group's Farm Subsidy Database - [<http://farm.ewg.org/>]
Evidence included: yes
- 2) EWG 'Ownership Interest(s)' webpage(s) (10/26/2009) for data 1995-2006
From Environmental Working Group's Farm Subsidy Database - [<http://farm.ewg.org/>]
Evidence included: yes
- 3) EWG dataset (7/21/2011) for data 1995-2010
From Environmental Working Group's Farm Subsidy Database - [<http://farm.ewg.org/>]
Evidence included: yes
- 4) IRS Exempt Organization (EO) data webpage(s) from [www.irs.gov]
EO File URL: [<http://www.irs.gov/taxstats/charitablestats/article/0,,id=97186,00.html>]
EO File Date (for OE): (not included)
EO File Date (for NE 1): (9/17/2011 is date EO file page was printed from the IRS website)
Evidence included: yes
- 5) IRS EO/BMF Data Decoded page
Evidence included: no
- 6) Melissa Data webpage(s) (7/21/2011) from [www.melissadata.com]
Evidence included: yes
- 7) Manta data webpage(s) (10/26/2009) from [www.manta.com]
Evidence included: yes
- 8) Hutterite Surnames page
Evidence included: no
- 9) Hutterite Directory webpage(s) (10/26/2009)
From [www.cedrontech.com], or link from [www.hutterites.org]
Evidence included: yes
- 10) Contact Information page(s)
Evidence included: yes
- 11) MapQuest webpage(s) (5/26/2011) from [www.mapquest.com]
Evidence included: yes

Note:

All evidence has been introduced for the original evidence (long form) and/or the new evidence 1, except the 'Contact Information' page and the 'MapQuest' webpage which are introduced as evidence for the 'Short Form of Evidence for OE and NE 1'.

List of Evidence for Hutterite colonies as USDA farm subsidy recipients

Subject: Spring Creek Hutterian Brethren I, Forbes, ND 58439

Location by State: North Dakota

Status: Investigation as EO (Exempt Organization)

Topic: Findings, for Section LF and Section SF, Version 1

Findings (for Section LF and Section SF, Version 1):

1:

Spring Creek Hutterian Brethren I is confirmed as a Hutterite colony and member of the Hutterian Brethren Church based on name and data for ID as a Hutterite colony. The addition of 'I' at the end of the name is probably a reference to Inc.

Data for Spring Creek Hutterian Brethren I for ID as a Hutterite colony:

1) Name: Spring Creek Hutterian Brethren I, Forbes, ND 58439

2) FEEFHS/Hutterite colony data:

[Year Founded | Colony Name | Location: City (County) State/Province | Parent Colony

1961 | Spring Creek, North Dakota | Forbes (Dickey) ND | Maxwell, South Dakota

(note: a province or state has been added to the 'Colony Name' and 'Parent Colony' by FEEFHS for a flat file database for the Internet)]

3) Rocky Cape Christian Community/Hutterite colony data:

[Spring Creek, ND, 1961 - present (note: Schmiedeleut)]

4) Hutterite Directory (for Spring Creek Colony):

[Spring Creek, 36562 - 102nd St., Forbes, ND 58439-9027]

2:

IRS EO/BMF data not found so do not know IRC section.

3:

Different Business Names:

1) Manta data: Spring Creek Hutterian Brethren Inc also does business as Spring Creek Colony

4:

Dataset for timeframe 1995-2006:

Identity of USDA farm subsidy recipient:

[Spring Creek Hutterian Brethren I, Forbes, ND 58439]

USDA farm subsidy total:

1) Subsidy Total 1995-2006: \$1,678,311.51 (note: exact calculation)

2) Subsidy Payments 1995-2006 Total: \$1,678,312 (note: rounded off calculation)

IRC Section: (unknown)

Ruling Date: (unknown)

Operating As: Hutterite colony

> Findings for Section NE 1, for:

[Spring Creek Hutterian Brethren I, Forbes, ND 58439]

(page 1)

1:

Refer to the original findings for Section LF for data. This findings includes updated data.

2:

[Spring Creek Hutterian Brethren I, Forbes, ND 58439] is on the border of North Dakota and South Dakota and is within a 5-mile radius of a location listing for [Spring Creek Colony] in South Dakota according to a Rand McNally map of North Dakota (2007).

3:

IRS EO/BMF data for [Spring Creek] not included with original evidence.

IRS EO/BMF data for [Spring Creek] included with new evidence.

Melissa Data for [Spring Creek] included with new evidence.

4:

Comparison of IRS EO/BMF data with Melissa Data:

[Data Date: (IRS 9/17/2011), (Melissa Data 7/21/2011)]

[Data: EIN, Organization Name, Location by State, IRC Section, Ruling Date]

[450340255, Spring Creek, ND, 501(c)(3), 04/1988 = IRS]

[450340255, Spring Creek, ND, 501(c)(3), 04-1988 = Melissa Data]

Comparison of data demonstrates all data is the same basic data.

The IRS data is included with the evidence to verify the Employer Identification Number (EIN) found with the Melissa Data data for 'Tax I.D. Number'. The process of verification of EIN data will help to establish the validity of the Melissa Data data.

5:

Findings for USDA farm subsidy data and IRS data:

a:

USDA Business Name and Location:

[Spring Creek Hutterian Brethren I, Forbes, ND 58439]

IRS Organization Name and Location:

[Spring Creek, Litchville, ND 58461-0007]

b:

The IRS organization name and location are not the same as the USDA business name and location. [Forbes, ND] is within a 60-mile radius of [Litchville, ND] according to a Rand McNally map of North Dakota (2007). There is a possibility the 2 names are the same identity. If the 2 names are the same identity then the IRC section '501(c)(3) Religious organization' and the ruling date 04/1988 indicate the organization received USDA farm subsidies during the timeframe 1995-2010 as a tax-exempt nonprofit religious organization.

The IRS EO/BMF data is included with the evidence as data for investigation.

6:

Melissa Data can be established as a valid data source for IRS data from [Findings for documentation as evidence for Hutterite colonies as USDA farm subsidy recipients] that will establish that there are 100 organizations with IRS EO/BMF data and Melissa Data data with the same IRS Employer Identification Number (EIN) and Melissa Data data that can be converted to decoded IRS EO/BMF data, so the data is for the same organization.

> Conclusion for Section NE 1, for:
[Spring Creek Hutterian Brethren I, Forbes, ND 58439]
(page 1)

1:

This conclusion is a updated version of the original conclusion for Section LF so refer to this updated conclusion as the new conclusion for Section LF. This conclusion includes a updated dataset with data for timeframe 1995-2010.

2:

The IRS organization name and location are not the same as the USDA business name and location. [Forbes, ND] is within a 60-mile radius of [Litchville, ND] according to a Rand McNally map of North Dakota (2007). There is a possibility the 2 names are the same identity. If the 2 names are the same identity then the IRC section '501(c)(3) Religious organization' and the ruling date 04/1988 indicate the organization received USDA farm subsidies during the timeframe 1995-2010 as a tax-exempt nonprofit religious organization. The IRS EO/BMF data is included with the evidence as data for investigation.

3:

Dataset for timeframe 1995-2010:

Identity of USDA farm subsidy recipient:

[Spring Creek Hutterian Brethren I, Forbes, ND 58439]

USDA farm subsidy total:

- 1) Subsidy Total 1995-2010: \$1,974,177.71 (note: exact calculation)
- 2) Subsidy Payments 1995-2010 Total: \$1,974,178 (note: rounded off calculation)
- 3) 'Summary' data shows that the farm subsidy payment data for the calculation of the USDA farm subsidy total for 1995-2010 applies to 1995-2010.

IRC Section: (unknown)

Ruling Date: (unknown)

Operating As: Hutterite colony

4:

Recommendation:

> Step 1

A investigation to find IRC section data from the IRS Business Master File (BMF) for:

Name: Spring Creek Hutterian Brethren I, Forbes, ND 58439

Timeframe for IRC section data: 1995-2010

Data from Section LF and Section NE 1:

IRS EO/BMF data and Melissa Data:

[Spring Creek, PO Box 7, Litchville, ND 58461-0007]

Hutterite Directory (for Spring Creek Colony):

[Spring Creek, 36562 - 102nd St., Forbes, ND 58439-9027]

Different Business Names:

- 1) Manta data: Spring Creek Hutterian Brethren Inc also does business as Spring Creek Colony
[Spring Creek Hutterian Brethren Inc, 36562 102nd St, Forbes, ND 58439]

environmental working group's Farm Subsidy Database



179,096,819

NEW 2007 Direct Payment Subsidy Overview

NEW Press Release

[2008 Farm Subsidy Database Update](#)

[2008 Summary](#)

[2008 News Release](#)

[EWG's Policy Analysis Database](#)

READ MULCH

Updates, commentary,
& your feedback



NEW!

- [Full Disclosure: Who really benefits from federal farm subsidies](#)
- [What's in the new Farm Bill 2007 Database?](#)
- [New Farm Bill Web Site Generates Media Storm](#)

[Congressional District Ranking](#)

EWG Farm Subsidy Database

Corporate Subsidy Recipients 1 to 1 of 1 in North Dakota

Business Name: SPRING CREEK

Rank	Name	Location	Subsidy Total 1995-2006
1	Spring Creek Hutterian Brethren I	Forbes, ND 58439	\$ 1,678,311.51

Related Content

Farms Receiving Government

Payments

Speech: Farm Policy For The Rest of

Us

environmental working group's Farm Subsidy Database



179,097,192

NEW 2007 Direct Payment Subsidy Overview

NEW Press Release

[2008 Farm Subsidy Database Update](#)

[2008 Summary](#)

[2008 News Release](#)

[EWG's Policy Analysis Database](#)

READ MULCH
Updates, commentary,
& your feedback

NEW!

- [Full Disclosure: Who really benefits from federal farm subsidies](#)
- [What's in the new Farm Bill 2007 Database?](#)
- [New Farm Bill Web Site Generates Media Storm](#)

[Congressional District Ranking](#)

Related Content

[Farms Receiving Government](#)

[Payments](#)

[Speech: Farm Policy For The Rest of
Us](#)

USDA subsidy information for Spring Creek Hutterian Brethren I

[Spring Creek Hutterian Brethren I: Summary](#) | [Programs](#) | [Programs by year](#) | [Farm Location\(s\)](#) | [Ownership Interest\(s\)](#)

Addresses on file with USDA for Spring Creek Hutterian Brethren I

USDA county office from which subsidies were paid:	Subsidy Payments 1995-2006	Most recent address on file in USDA county office
Dickey County, North Dakota	\$1,237	Spring Creek Hutterian Brethren I Forbes, ND 58439
McPherson County, South Dakota	\$1,677,075	Spring Creek Hutterian Brethren I Forbes, ND 58439
Total	\$1,678,312	

environmental working group's Farm Subsidy Database



179,118,157

NEW 2007 Direct Payment Subsidy Overview NEW Press Release

[2008 Farm Subsidy Database Update](#)

[2008 Summary](#)

[2008 News Release](#)

[EWG's Policy Analysis Database](#)

READ MULCH
Updates, commentary,
& your feedback

NEW!

- [Full Disclosure: Who really benefits from federal farm subsidies](#)
- [What's in the new Farm Bill 2007 Database?](#)
- [New Farm Bill Web Site Generates Media Storm](#)

[Congressional District Ranking](#)

Related Content

Farms Receiving Government

Payments

Speech: Farm Policy For The Rest of

Us

USDA subsidy information for Spring Creek Hutterian Brethren I

[Spring Creek Hutterian Brethren I: Summary](#) | [Programs](#) | [Programs by year](#) | [Farm Location\(s\)](#) | [Ownership Interest\(s\)](#)

Ownership shares for Spring Creek Hutterian Brethren I

Pick year for ownership information

USDA county office/Ownership:	Percentage Share*
Spring Creek Hutterian Brethren I ownership information from 2006 Dickey County, North Dakota	
Members Of Spring Creek Hutterian Forbes, ND 58439	100.00 %
Spring Creek Hutterian Brethren I ownership information from 2006 McPherson County, South Dakota	
Members Of Spring Creek Hutterian Forbes, ND 58439	100.00 %

* According to USDA percentage shares for ownership may not reflect share of subsidy payments. EWG review shows that share information on file with USDA may not always equal 100 percent.

environmental working group's Farm Subsidy Database



179,097,317

NEW 2007 Direct Payment Subsidy Overview NEW Press Release


[2008 Farm Subsidy Database Update](#)

[2008 Summary](#)

[2008 News Release](#)

[EWG's Policy Analysis Database](#)

READ MULCH
Updates, commentary,
& your feedback



NEW!

- [Full Disclosure: Who really benefits from federal farm subsidies](#)
- [What's in the new Farm Bill 2007 Database?](#)
- [New Farm Bill Web Site Generates Media Storm](#)

[Congressional District Ranking](#)

Related Content

[Farms Receiving Government](#)

[Payments](#)

[Speech: Farm Policy For The Rest of
Us](#)

USDA subsidy information for Members Of Spring Creek Hutterian

Members Of Spring Creek Hutterian: [Farm Location\(s\)](#) | [Recipient ownership share\(s\)](#)

Recipient's ownership share(s)

Recipient:	County	Percentage Share*
Spring Creek Hutterian	Dickey County, North Dakota	100.0 %
Brethren I	McPherson County, South Dakota	0.0 %

* Percentage share information is from 2006. According to USDA percentage shares for ownership may not reflect share of subsidy payments. EWG review shows that share information on file with USDA may not equal 100 percent.

environmental working group's Farm Subsidy Database



179,118,213

NEW 2007 Direct Payment Subsidy Overview NEW Press Release

[2008 Farm Subsidy Database Update](#)

[2008 Summary](#)

[2008 News Release](#)

[EWG's Policy Analysis Database](#)

READ MULCH
Updates, commentary,
& your feedback

NEW!

- [Full Disclosure: Who really benefits from federal farm subsidies](#)
- [What's in the new Farm Bill 2007 Database?](#)
- [New Farm Bill Web Site Generates Media Storm](#)

[Congressional District Ranking](#)

Related Content

Farms Receiving Government

Payments

Speech: Farm Policy For The Rest of

Us

USDA subsidy information for Members Of Spring Creek Hutterian

Members Of Spring Creek Hutterian: [Farm Location\(s\)](#) | [Recipient ownership share\(s\)](#)

Recipient's ownership share(s)

Recipient:	County	Percentage Share*
Spring Creek Hutterian Brethren I	Dickey County, North Dakota	0.0 %
	McPherson County, South Dakota	100.0 %

* Percentage share information is from 2006. According to USDA percentage shares for ownership may not reflect share of subsidy payments. EWG review shows that share information on file with USDA may not equal 100 percent.

EWG Farm Subsidy Database

Corporate Subsidy Recipients **1** to **1** of **1** in North Dakota

Business Name: **SPRING CREEK**

Rank	Name	Location	Subsidy Total 1995-2010
1	<u>Spring Creek Hutterian Brethren I</u>	Forbes, ND 58439	\$ 1,974,177.71

Note: The information on conservation spending for 2010 is incomplete due to missing data from USDA's Natural Resource Conservation Service. Payment data currently are not included for the Environmental Quality Incentives Program, but will be added once NRCS makes it available.

The information provided for the Wetland Reserve Program (WRP) provides an inaccurate picture of how WRP payments are distributed. USDA's Natural Resource Conservation Service uses title companies as intermediaries to finalize wetlands easements under the Wetlands Reserve Program. As a result, the data provided to us shows large sums of money going to these title companies. In reality, the payments are ultimately distributed to landowners participating in the WRP.

Unfortunately, NRCS has not provided the data to show where these farms and wetlands are located or which farmers or landowners are enrolling in the program, so EWG is unable to allocate these large sums of money to individuals beyond the title companies. Therefore, these companies skew the conservation rankings and payment concentration, which EWG cannot avoid unless and until NRCS makes available the additional farm attribution data. Therefore, we have not included WRP payments in the 2010 data update.

Finally, we have separated data on farm commodity, disaster and conservation payments in order to provide a more accurate picture of top recipients and concentration of payments among the three main categories of USDA programs.

USDA subsidy information for **Spring Creek Hutterian Brethren I**

Addresses on file with USDA for Spring Creek Hutterian Brethren I

USDA county office from which subsidies were paid:	Subsidy Payments 1995-2010	Most recent address on file in USDA county office
Dickey County, North Dakota	\$9,114	Spring Creek Hutterian Brethren I Forbes, ND 58439
McPherson County, South Dakota	\$1,965,064	Spring Creek Hutterian Brethren I Forbes, ND 58439
Total	\$1,974,178	

Note: The information on conservation spending for 2010 is incomplete due to missing data from USDA's Natural Resource Conservation Service. Payment data currently are not included for the Environmental Quality Incentives Program, but will be added once NRCS makes it available.

The information provided for the Wetland Reserve Program (WRP) provides an inaccurate picture of how WRP payments are distributed. USDA's Natural Resource Conservation Service uses title companies as intermediaries to finalize wetlands easements under the Wetlands Reserve Program. As a result, the data provided to us shows large sums of money going to these title companies. In reality, the payments are ultimately distributed to landowners participating in the WRP.

Unfortunately, NRCS has not provided the data to show where these farms and wetlands are located or which farmers or landowners are enrolling in the program, so EWG is unable to allocate these large sums of money to individuals beyond the title companies. Therefore, these companies skew the conservation rankings and payment concentration, which EWG cannot avoid unless and until NRCS makes available the additional farm attribution data. Therefore, we have not included WRP payments in the 2010 data update.

Finally, we have separated data on farm commodity, disaster and conservation payments in order to provide a more accurate picture of top recipients and concentration of payments among the three main categories of USDA programs.



Spring Creek Hutterian Brethren I received payments totaling \$1,974,178 from 1995 through 2010

Year	Conservation Subsidies	Disaster Subsidies	Commodity Subsidies	Total USDA Subsidies 1995-2010
1995	\$23,935	\$0	\$51,755	\$75,690
1996	\$6,430	\$0	\$51,202	\$57,632
1997	\$6,430	\$0	\$43,801	\$50,231
1998	\$7,049	\$0	\$122,380	\$129,429
1999	\$3,822	\$0	\$161,109	\$164,931
2000	\$28	\$0	\$372,853	\$372,881
2001	\$6,410	\$0	\$196,460	\$202,870
2002	\$3,106	\$23	\$34,240	\$37,369
2003	\$3,357	\$0	\$59,298	\$62,655
2004	\$3,357	\$0	\$82,459	\$85,816
2005	\$3,294	\$80,000	\$284,233	\$367,527
2006	\$6,704	\$0	\$64,577	\$71,281
2007	\$7,986	\$31,320	\$38,029	\$77,335
2008	\$2,648	\$949	\$78,073	\$81,670
2009	\$3,333	\$0	\$38,599	\$41,932
2010	\$3,281	\$14,462	\$77,186	\$94,929
Total	\$91,170	\$126,754	\$1,756,254	\$1,974,178

Crop Summary for Spring Creek Hutterian Brethren I

Crop	Payments 1995-2010
Corn Subsidies**	\$762,143
Wheat Subsidies**	\$367,572
Soybean Subsidies**	\$246,304
Barley Subsidies**	\$128,155
Sunflower Subsidies**	\$93,662
Livestock Subsidies	\$39,692
Dairy Program Subsidies	\$2,131
Oat Subsidies**	\$1,661
Sorghum Subsidies**	\$155
Flax Subsidies**	\$108

Counties where payments were made from

County	Subsidy Payments 1995-2010
Dickey County, North Dakota	\$9,114
McPherson County, South Dakota	\$1,965,064
Total	\$1,974,178

Note: The information on conservation spending for 2010 is incomplete due to missing data from USDA's Natural Resource Conservation Service. Payment data currently are not included for the Environmental Quality Incentives Program, but will be added once NRCS makes it available.

The information provided for the Wetland Reserve Program (WRP) provides an inaccurate picture of how WRP payments are distributed. USDA's Natural Resource Conservation Service uses title companies as intermediaries to finalize wetlands easements under the Wetlands Reserve Program. As a result, the data provided to us shows large sums of money going to these title companies. In reality, the payments are ultimately distributed to landowners participating in the WRP.

Unfortunately, NRCS has not provided the data to show where these farms and wetlands are located or which farmers or landowners are enrolling in the program, so EWG is unable to allocate these large sums of money to individuals beyond the title companies. Therefore, these companies skew the conservation rankings and payment concentration, which EWG cannot avoid unless and until NRCS makes available the additional farm attribution data. Therefore, we have not included WRP payments in the 2010 data update.

Finally, we have separated data on farm commodity, disaster and conservation payments in order to provide a more accurate picture of top recipients and concentration of payments among the three main categories of USDA programs.

USDA subsidy information for **Spring Creek Hutterian Brethren I****Payment Breakdown**

Subsidy Program	Total Payments 1995-2010
Total USDA - Subsidies	\$1,974,178
<i>Subtotal, Farming Subsidies</i>	\$1,756,254
<i>Subtotal, Conservation Programs</i>	\$91,170
<i>Subtotal, Disaster Payments</i>	\$126,754

Commodity subsidy breakdown

Subsidy Program	Total Payments 1995-2010
Subtotal, Farming Subsidies	\$1,756,254
<i>Total Direct Payments</i>	\$365,177
Direct Program Payments - 2008 Farm Bill	\$115,785
Direct Payment - Barley	\$600
Direct Payment - Corn	\$96,371
Direct Payment - Flax	\$108
Direct Payment - Oats	\$42
Direct Payment - Soybeans	\$46,043
Direct Payment - Sunflower	\$33,277
Direct Payment - Wheat	\$72,951
<i>Total Counter Cyclical Payments</i>	\$93,461
Counter Cyclical Payment - Barley	\$248
Counter Cyclical Payment - Corn	\$93,213
Counter Cyclical Payment - Soybeans	\$0
Counter Cyclical Payment - Wheat	\$0
<i>Production Flexibility Contracts</i>	\$281,305
Production Flexibility - Barley	\$69,241
Production Flexibility - Corn	\$117,416
Production Flexibility - Oats	\$742
Production Flexibility - Sorghum	\$74
Production Flexibility - Wheat	\$93,832
<i>Mkt. Loss Asst. - Commodity Crops</i>	\$138,340
Market Loss Assistance - Barley	\$33,568
Market Loss Assistance - Corn	\$60,873

Market Loss Assistance - Oats	\$392
Market Loss Assistance - Sorghum	\$81
Market Loss Assistance - Wheat	\$43,426
<i>Oilseed Program</i>	\$36,758
Oilseed Program - Soybean	\$24,261
Oilseed Program - Sunflower	\$12,497
<i>Deficiency Payments</i>	\$41,567
Advance Deficiency - Barley	\$11,750
Deficiency - Barley	\$12,748
Advance Deficiency - Corn	\$6,918
Deficiency - Corn	\$255
Advance Deficiency - Oats	\$81
Deficiency - Oats	\$404
Advance Deficiency - Wheat	\$6,251
Deficiency - Wheat	\$3,160
<i>Loan Deficiency Payments</i>	\$257,193
Loan Deficiency - Corn	\$31,326
Loan Deficiency - Soybeans	\$91,270
Loan Deficiency - Sunflower	\$47,898
Loan Def. Refund - Sunflower	\$-10
Loan Deficiency - Wheat	\$86,772
Loan Def. Refund - Wheat	\$-62
<i>Total Commodity Certificates</i>	\$309,604
Commodity Certificates - Corn	\$220,614
Commodity Certificates - Soybeans	\$84,730
Commodity Certificates - Wheat	\$4,260
<i>Marketing Loan Gains</i>	\$192,139
Market Gains Farm - Corn	\$135,157
Market Gains Farm - Wheat	\$56,982
<i>Total Dairy Program</i>	\$2,131
Milk Marketing Fees	\$2,131
<i>Total Livestock Indemnity Program</i>	\$38,720
Livestock Indemnity Payments	\$38,720
<i>Misc. Farm - Subsidies</i>	\$-142
Payment Limitation	\$-142

Conservation subsidy breakdown

Subsidy Program	Total Payments 1995-2010
Subtotal, Conservation Programs	\$91,170
<i>Conservation Reserve Program</i>	\$91,170
CRP - Annual Land Rental	\$87,468
CRP - Practice Incentive	\$992

CRP - Signing Incentive	\$210
CRP - Cost Share	\$2,500

Disaster subsidy breakdown

Subsidy Program	Total Payments 1995-2010
Subtotal, Disaster Payments	\$126,754
<i>Supplemental Revenue Assistance Payments Program</i>	\$9,557
SURE - 2010 Recovery Act Payments for Crop Year 2008	\$9,557
<i>Misc. Disaster Payments</i>	\$116,225
Crop Disaster - Program	\$111,320
2009 Crop Assistance Program	\$4,905
<i>Livestock Disaster / Emergency</i>	\$23
Livestock Compensation Program	\$949
Cattle Feed Program - Nonfat Milk	\$23

Note: The information on conservation spending for 2010 is incomplete due to missing data from USDA's Natural Resource Conservation Service. Payment data currently are not included for the Environmental Quality Incentives Program, but will be added once NRCS makes it available.

The information provided for the Wetland Reserve Program (WRP) provides an inaccurate picture of how WRP payments are distributed. USDA's Natural Resource Conservation Service uses title companies as intermediaries to finalize wetlands easements under the Wetlands Reserve Program. As a result, the data provided to us shows large sums of money going to these title companies. In reality, the payments are ultimately distributed to landowners participating in the WRP.

Unfortunately, NRCS has not provided the data to show where these farms and wetlands are located or which farmers or landowners are enrolling in the program, so EWG is unable to allocate these large sums of money to individuals beyond the title companies. Therefore, these companies skew the conservation rankings and payment concentration, which EWG cannot avoid unless and until NRCS makes available the additional farm attribution data. Therefore, we have not included WRP payments in the 2010 data update.

Finally, we have separated data on farm commodity, disaster and conservation payments in order to provide a more accurate picture of top recipients and concentration of payments among the three main categories of USDA programs

USDA subsidy information for **Spring Creek Hutterian Brethren I****Ownership shares for Spring Creek Hutterian Brethren I**

Pick year for ownership information

USDA county office/Ownership:	Percentage Share*
Spring Creek Hutterian Brethren I ownership information from 2009 Dickey County, North Dakota	
Joni Wipf	N/A*
Ben Gross	N/A*
Helen Wipf	N/A*
Laura Gross	N/A*
Susan Gross	N/A*
Samuel Wipf	N/A*
Lorene Gross	N/A*
Alyssa Jane Gross	N/A*
Lance Joe Gross	N/A*
Marilyn Rebecca Wipf	N/A*
Caitlin Gross	N/A*
Phoebe Gross	N/A*
Corey Jeshia Gross	N/A*
Sheryl Diane Wipf	N/A*
Karianna Gross	N/A*
Dallas F Wipf	N/A*
Joleen Wipf	N/A*
Benjamin B Gross Jr	N/A*
Justin Gross	N/A*
Amaris Linnea Gross	N/A*
Sheldon Lee Gross	N/A*
Jerel Shawn Gross	N/A*
Junia Kate Wipf	N/A*
Cody Leonardo Gross	N/A*
Tara Ann Gross	N/A*
Timothy Wipf	N/A*

<u>Darrel Gross</u>	N/A*
<u>Marvin Gross</u>	N/A*
<u>Levi Gross</u>	N/A*
<u>Glen Gross</u>	N/A*
<u>Maryanna Gross</u>	N/A*
<u>Landen Gross</u>	N/A*
<u>Laurina Katherine Gross</u>	N/A*
<u>Joni Gross</u>	N/A*
<u>Jodi Gross</u>	N/A*
<u>Shawn Gross</u>	N/A*
<u>Kaylee Gross</u>	N/A*
<u>Duane Gross</u>	N/A*
<u>Gloria Gross</u>	N/A*
<u>Martha Gross</u>	N/A*
<u>Lorae Gross</u>	N/A*
<u>Maleah Gross</u>	N/A*
<u>Mariah Gross</u>	N/A*
<u>Sarah Gross</u>	N/A*
<u>Rueben Wipf</u>	N/A*
<u>Caleb Wipf</u>	N/A*
<u>Kyle Wipf</u>	N/A*
<u>Kenneth Wipf</u>	N/A*
<u>Esra Wipf</u>	N/A*
<u>Katie Wipf</u>	N/A*
<u>Mary Wipf</u>	N/A*
<u>Ivan Wipf</u>	N/A*
<u>Marian Wipf</u>	N/A*
<u>Karen Wipf</u>	N/A*
<u>Jacob Wipf</u>	N/A*
<u>Matthew Wipf</u>	N/A*
<u>Marissa Wipf</u>	N/A*
<u>Steven Wipf</u>	N/A*
<u>Nathan Wipf</u>	N/A*
<u>Sarah Wipf</u>	N/A*
<u>Blake Wipf</u>	N/A*
<u>Benjamin Gross III</u>	N/A*
<u>Brittany Wipf</u>	N/A*
<u>Shanna Wipf</u>	N/A*
<u>Jessiah Wipf</u>	N/A*
<u>Samuel Wipf</u>	N/A*
<u>Emily Wipf</u>	N/A*
<u>Brenda Wipf</u>	N/A*

<u>Mary Wipf</u>	N/A*
<u>Susanna Gross</u>	N/A*
<u>Heidi Wipf</u>	N/A*
<u>Donnie Wipf</u>	N/A*
<u>Brandon D Wipf</u>	N/A*
<u>Tim Wipf</u>	N/A*

**Spring Creek Hutterian Brethren I
ownership information from 2009
McPherson County, South Dakota**

<u>Joni Wipf</u>	N/A*
<u>Ben Gross</u>	N/A*
<u>Helen Wipf</u>	N/A*
<u>Laura Gross</u>	N/A*
<u>Susan Gross</u>	N/A*
<u>Samuel Wipf</u>	N/A*
<u>Lorene Gross</u>	N/A*
<u>Alyssa Jane Gross</u>	N/A*
<u>Lance Joe Gross</u>	N/A*
<u>Marilyn Rebecca Wipf</u>	N/A*
<u>Caitlin Gross</u>	N/A*
<u>Phoebe Gross</u>	N/A*
<u>Corey Jeshia Gross</u>	N/A*
<u>Sheryl Diane Wipf</u>	N/A*
<u>Karianna Gross</u>	N/A*
<u>Dallas F Wipf</u>	N/A*
<u>Joleen Wipf</u>	N/A*
<u>Benjamin B Gross Jr</u>	N/A*
<u>Justin Gross</u>	N/A*
<u>Amaris Linnea Gross</u>	N/A*
<u>Sheldon Lee Gross</u>	N/A*
<u>Jerel Shawn Gross</u>	N/A*
<u>Junia Kate Wipf</u>	N/A*
<u>Cody Leonardo Gross</u>	N/A*
<u>Tara Ann Gross</u>	N/A*
<u>Timothy Wipf</u>	N/A*
<u>Darrel Gross</u>	N/A*
<u>Marvin Gross</u>	N/A*
<u>Levi Gross</u>	N/A*
<u>Glen Gross</u>	N/A*
<u>Maryanna Gross</u>	N/A*
<u>Landen Gross</u>	N/A*
<u>Laurina Katherine Gross</u>	N/A*

<u>Joni Gross</u>	N/A*
<u>Jodi Gross</u>	N/A*
<u>Shawn Gross</u>	N/A*
<u>Kaylee Gross</u>	N/A*
<u>Duane Gross</u>	N/A*
<u>Gloria Gross</u>	N/A*
<u>Martha Gross</u>	N/A*
<u>Lorae Gross</u>	N/A*
<u>Maleah Gross</u>	N/A*
<u>Mariah Gross</u>	N/A*
<u>Sarah Gross</u>	N/A*
<u>Rueben Wipf</u>	N/A*
<u>Caleb Wipf</u>	N/A*
<u>Kyle Wipf</u>	N/A*
<u>Kenneth Wipf</u>	N/A*
<u>Esra Wipf</u>	N/A*
<u>Katie Wipf</u>	N/A*
<u>Mary Wipf</u>	N/A*
<u>Ivan Wipf</u>	N/A*
<u>Marian Wipf</u>	N/A*
<u>Karen Wipf</u>	N/A*
<u>Jacob Wipf</u>	N/A*
<u>Matthew Wipf</u>	N/A*
<u>Marissa Wipf</u>	N/A*
<u>Steven Wipf</u>	N/A*
<u>Nathan Wipf</u>	N/A*
<u>Sarah Wipf</u>	N/A*
<u>Blake Wipf</u>	N/A*
<u>Benjamin Gross III</u>	N/A*
<u>Brittany Wipf</u>	N/A*
<u>Shanna Wipf</u>	N/A*
<u>Jessiah Wipf</u>	N/A*
<u>Samuel Wipf</u>	N/A*
<u>Emily Wipf</u>	N/A*
<u>Brenda Wipf</u>	N/A*
<u>Mary Wipf</u>	N/A*
<u>Susanna Gross</u>	N/A*
<u>Heidi Wipf</u>	N/A*
<u>Donnie Wipf</u>	N/A*
<u>Brandon D Wipf</u>	N/A*
<u>Tim Wipf</u>	N/A*

* According to USDA percentage shares for ownership may not reflect share of subsidy payments. EWG review shows that share information on file with USDA may not always equal 100 percent. Most recent percentage share information is from 2008. Future release of this information was barred by law in the 2008 Farm Bill.

Note: The information on conservation spending for 2010 is incomplete due to missing data from USDA's Natural Resource Conservation Service. Payment data currently are not included for the Environmental Quality Incentives Program, but will be added once NRCS makes it available.

The information provided for the Wetland Reserve Program (WRP) provides an inaccurate picture of how WRP payments are distributed. USDA's Natural Resource Conservation Service uses title companies as intermediaries to finalize wetlands easements under the Wetlands Reserve Program. As a result, the data provided to us shows large sums of money going to these title companies. In reality, the payments are ultimately distributed to landowners participating in the WRP.



Unfortunately, NRCS has not provided the data to show where these farms and wetlands are located or which farmers or landowners are enrolling in the program, so EWG is unable to allocate these large sums of money to individuals beyond the title companies. Therefore, these companies skew the conservation rankings and payment concentration, which EWG cannot avoid unless and until NRCS makes available the additional farm attribution data. Therefore, we have not included WRP payments in the 2010 data update.

Finally, we have separated data on farm commodity, disaster and conservation payments in order to provide a more accurate picture of top recipients and concentration of payments among the three main categories of USDA programs.

450337525SPIRITWOOD CEMETERY ASSOCIATION
 % NELS ALBIN 1317 SKYLINE DR
 JAMESTOWN ND58401-245400001331
 19840810090000000010100000020101200020 1200000000000000000000000000
 00000000000000
 710918607SPONSORING COMMITTEE INC
 % ALAN B KLEIN 9200 FOREST DR
 BISMARCK ND58503-653800000331
 20030411500000000010100000020101200020 1200000000000000000000000000
 00000000000000 X20
 450444366SPORTING CHANCE INC
 % ZION LUTHERAN CHURCH 413 E AVENUE D
 BISMARCK ND58501-394900000331
 19990811500000000010100000020101200020 1200000000000000000000000000
 00000000000000 N20
 450340255SPRING CREEK
 PO BOX 7 LITCHVILLE ND58461-
 000793860397 198804110001000000101000000 00060 12
 460518302SPRIT OF THE WEST
 % CORY MCCASKEY PO BOX 656
 BEACH ND58621-065600000331
 20070311600000000010120101220101200020 1200000000000000000000000000
 00000000000000 S99
 237107728SQUARE DANCE FEDERATION OF MINNESOTA INC
 421 21ST AVE N FARGO ND58102-
 191200000431 19720220031900000010100000020100600020
 06000
 450325184ST ALEXIUS HOSPITAL AUXILIARY INC
 PO BOX 5510 BISMARCK ND58506-
 551000000331 19760711615100000010100000020101244010
 1200000001320180000000179560 0000000039986
 450226711ST ALEXIUS MEDICAL CENTER
 PO BOX 5510 BISMARCK ND58506-
 551009280391 19460311000103015050100000020100699010
 0600002119589750000255788447 0000255731683 E220
 450226729ST ALOISIUS HOSPITAL INC
 325 BREWSTER ST E HARVEY ND58341-
 165309280391 19460311015000000010100000020100978010
 0900000087250960000012661205 0000012576786 ST ALOISIUS MEDICAL CENTER
 450381500ST ALPHONSUS SCHOOL FOUNDATION
 908 3RD ST LANGDON ND58249-
 241300000331 19840811560200000010100000020101265010
 1200000013796500000000678341 0000000038874
 450226426ST ANDREWS HOSPITAL
 316 OHMER ST BOTTINEAU ND58318-
 104509280391 19460311000100000050100000020100967010
 0900000041223810000005857521 0000005857521
 450413201ST ANDREWS HOSPITAL AND NURSING HOME FOUNDATION INC
 % AARON K ALTON 316 OHMER ST
 BOTTINEAU ND58318-104509280397
 19460311000100000050100000020100943010 0900000003581310000000052005
 0000000049561
 450347215ST ANDREWS LUTHERAN CHURCH
 % ARNDT KETTERLING RURAL ROUTE

MELISSA DATA[Sign In](#) | [Cart](#) | [Newsletters](#) | [Search](#)

1-800-MELISSA

[Products](#)[Solutions](#)[Downloads & Trials](#)[Support](#)[Resources](#)[Lookups](#)[Contact Us](#)[Free Lookups](#)[Home](#) > [Lookups](#) > Nonprofit Organization Lookup[Help](#)**New Movers Lists** ... Clean, Accurate, and up-to-date informationEnter a 5-digit ZIP Code,
organization name or 9-digit Tax ID
Use this LookUp to:

- Find information on over 1.4 million registered nonprofit organizations in the United States
- Get organization name, assets, income, and IRS subsection
- Select organization for contact name and address, type of foundation and organization
- Get deductibility status, classification, Form 990, and more

SPRING CREEK

Address	PO BOX 7 LITCHVILLE, ND 58461-0007 MapG MapY MapV
IRS Subsection	501(c)(3) - A religious, educational, charitable, scientific or literary organization.
Type of Foundation	Church
Type of Organization	Corporation
Deductibility	Contributions are deductible
Tax I.D. Number	450340255
Exempt Since	04-1988
Form 990 Requirement	Not required to file (church)

Activity #1Church, synagogue, etc

Share with others information about this Nonprofit - like the web site, e-mail address, how to donate or any corrections to the data shown.

[Messages](#)[How Can We Improve this Lookup?](#) | [Send to a Friend](#) | [Lookups Forum](#) | [Terms of Use](#)

[Home](#) | [About Us](#) | [myManta](#) | [FAQ](#) | [View Cart](#) | [My Profile](#)

Login:

Not a member? [Learn more.](#)Monday, Oct. 26, 2009
63,778,867 companies**Manta is now on Twitter!**

COMPANIES: U.S., Australia, Canada, U.K., Worldwide

RESOURCES: Video, Jobs, Reports, White Papers | JOIN US: Twitter, Facebook

Search

BUSINESS CENTERS: Small Biz, Sales Expertise, HR, Travel, Career, Tech

U.S. » Forbes, ND » Associations/Non-Profits » Religious Organizations » Churches » Spring Creek
Hutterian Brethren Inc

Spring Creek Hutterian Brethren Inc

(Spring Creek Colony)

36562 102nd St
Forbes, ND 58439**Phone:** (605) 358-8811**Website:** Information not found (?)

Is this your company?

[Claim This Profile](#)

These Members Work Here

**Do you?**
SAY SO

Ads by Google

[Online Degree Classes](#) Degree Search: Find the Online Class to Earn Your Degree Online[Medical Training Schools](#) Train for a Career in Healthcare. Nursing, Pharma Tech & a lot More.

The ads are not affiliated with Spring Creek Hutterian Brethren Inc

Business Categories

Religious organizations in Forbes, ND
Religious Organization, Religious Organizations

Spring Creek Hutterian Brethren Inc Business Information [Claim This Profile](#)

Spring Creek Hutterian Brethren Inc is a private company categorized under Churches and located in Forbes, ND. Our records show it was established in 1961 and incorporated in South Dakota. Current estimates show this company has an annual revenue of \$590,000 and employs a staff of approximately 17.

Also Does Business As

Spring Creek Colony

HQ, Branch or Single Location

Single Location

Annual Sales (Estimated)

[View Details](#)

Employees (Estimated)

17

Free Online Class Info

Degree Search: Find the Online Class to Earn Your Degree Online
www.DegreeSearch.org

Certified Degree Online

Convenient, flexible and fast. 100% Online Degree. Request Info Today.
www.WestwoodOnline.edu

Medical Training Schools

Train for a Career in Healthcare. Nursing, Pharma Tech & a lot More.
www.Careers-in-Health.com

Ads by Google

SIC Code and Description
 [View Details](#)
NAICS Code and Description

813110, Religious Organizations

Products, Services and Brands

Information not found (?)

State of Incorporation

South Dakota

Years in Business

48

Company Contacts

Contact Name	Gender	
Tom Wipf, President	—	Claim This Profile

Click on the [reports tab](#) at the top of the page to research company background, detailed company profile, credit and financial reports for Spring Creek Hutterian Brethren Inc.

Data above provided by D&B. © Dun and Bradstreet, Inc. All rights Reserved.

Online Degree**Classes**

Narrow Your Search:
 Find Online Degree Classes Quickly & Easily
www.DegreeSearch.org

Online College Degrees

Take Classes and Earn Your College Degree 100% Online!
 Financial Aid.
www.Education180.com

Certified Degree Online

Convenient, flexible and fast. 100% Online Degree. Request Info Today.
www.WestwoodOnline.edu

Medical Training Schools

Train for a Career in Healthcare. Nursing, Pharma Tech & a lot More.
www.Careers-in-Health.com

Best Online Colleges

Compare online college degrees and programs. Accredited schools.
www.EducationDegreeSource.com

Related Links

Other companies named Spring Creek Hutterian Brethren Inc

[Companies in this industry](#)

[Jobs in Forbes, ND](#)

Recent Visitors
 **YOU**
[JOIN NOW](#)

Companies by Location: Forbes, North Dakota

[Home](#)[Notifications](#)[Reach Us](#)Keep our server humming, [Donate](#).

HUTTERITE CONTACTS

GO TO MAIN INDEX

- S Fairview, La Moure, ND 58458-9038
- S Forest River, Fordville, ND 58231-9525
- S Maple River, Fullerton, ND 58441-9774
- S Spring Creek, Forbes, ND 58439-9027
- S Sundale, Milnor, ND 58060-9645
- S Willowbank, Edgeley, ND 58433

Spring Creek Schmiedeleut Group 2
 36562 - 102nd St.
 Forbes, ND 58439-9027

Established From Maxwell, Scotland, SD 57059-7200

Manager Sam Wipf

605-358-8631

fax 8751

Minister Thomas Wipf

605-358-8621

fax 6115

School 8031

Hog 6111

fax 6118

Feed Mill 6112

Electric Shop 6109

fax 6120

Shop Mech. 6104

fax 6114

Switchboard 605-358-6* (where * is the extension)

123 Aaron Sonia Wipf

142 Arnold Lizbeth Hofer

141 Benny Laura Gross

143 Benny Susie Gross

150 Brandon Heidi Wipf

132 Danny Lori Hofer

140 Darrell Lorene Gross

148 David Glenda Wipf

149 Donnie Brenda Wipf

146 Frank Jolene Wipf

138 Glen Susan Gross

147 I. Mary Wipf

121 J. Mary Wipf

127 John Katie Gross

137 John Maria Hofer
124 Jonty Rebecca Hofer
130 Joseph Barb Hofer
125 Lenny Tillie Gross
151 Leonard Lena Gross
134 Levi Lisa Gross
144 Marvin Maryanna G.
156/122 Sam Katie Wipf
126 Sarah Martha Gross
128 Stanley Sara Gross
145 Tim Marian Wipf
131 Timothy Helen Wipf
158/129 Tom Judy Wipf
136 Blacksmith
153 Brooder Barn
119 Butcher House
139 Carpenter
103 Children's Dining
155 East Finisher
174/109 Electric Shop
160 Fabric House
133 Farm Shop
112 Feed Mill
152 Garden House
163 Generator
111 Hog Office
113 Kindergarten
102 Kitchen
104/135 Mechanic Shop
110 Nursery
101 Phone Room
161 Scale Shed
164 School
159 Turkey Finishers
108 Turkey Screener
106 Washhouse
154 West Finisher

Contact Information for Hutterite colonies as USDA farm subsidy recipients
Subject: Spring Creek Hutterian Brethren I, Forbes, ND 58439

Contact Information for [Spring Creek Hutterian Brethren I, Forbes, ND 58439]

1) Manta data

Phone: [605-358-8811]

Address:

Spring Creek Hutterian Brethren Inc/Spring Creek Colony

36562 102nd St

Forbes, ND 58439

2) Hutterite Directory

Phone:

1) Thomas Wipf, Minister: [605-358-8621]

2) Sam Wipf, Manager: [605-358-8631]

Address:

Spring Creek Colony

36562 - 102nd St.

Forbes, ND 58439-9027

Address verification results from [www.melissadata.com]:

1) For (1) Manta data:

Address verified for:

36562 102nd St

Forbes, ND 58439-9027

2) For (2) Hutterite Directory:

Address verified for:

36562 102nd St

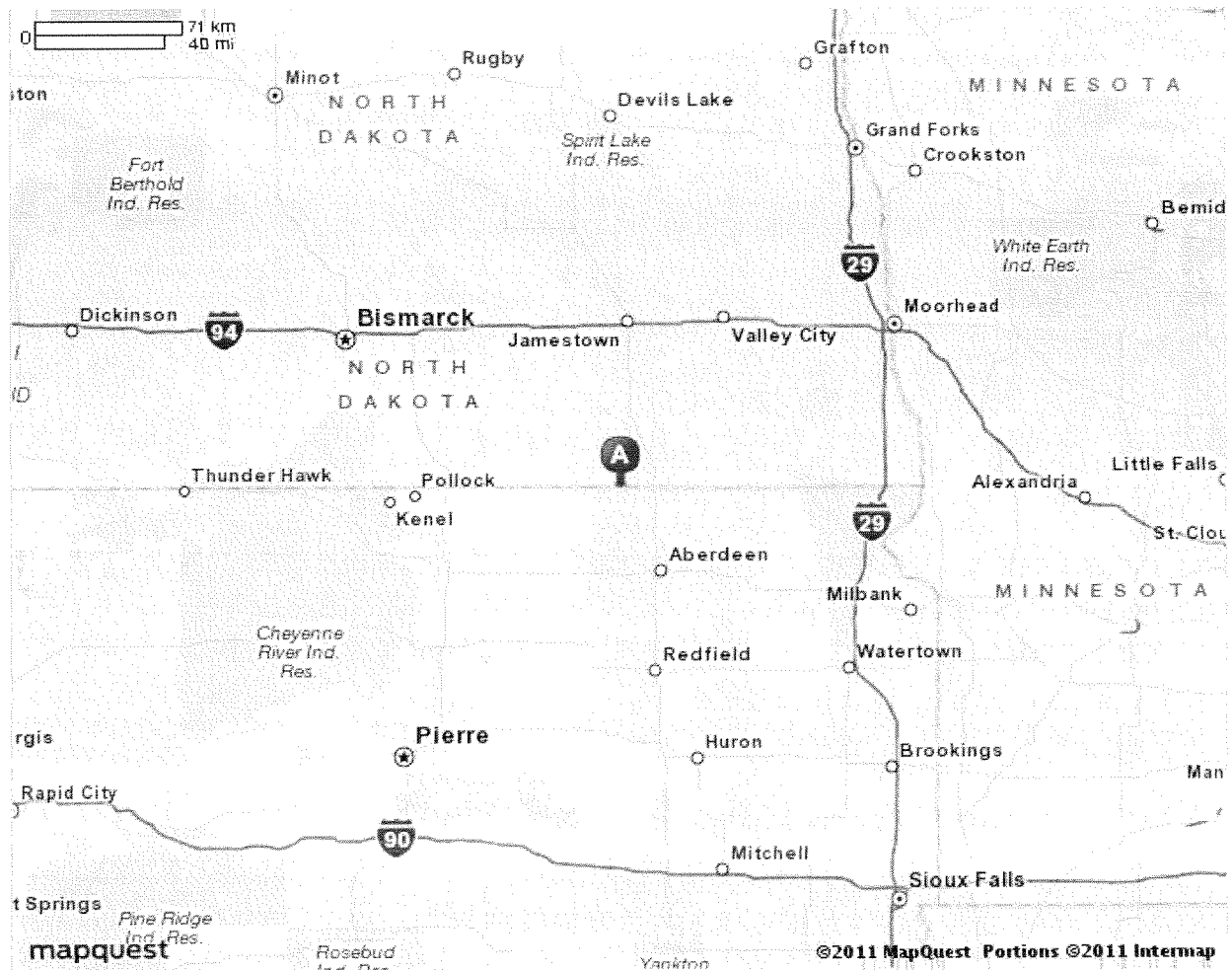
Forbes, ND 58439-9027



MAPQUEST

Map of Forbes, ND

Notes



All rights reserved. Use subject to [License/Copyright](#) | [Map Legend](#)

Directions and maps are informational only. We make no warranties on the accuracy of their content, road conditions or route usability or expeditiousness. You assume all risk of use. MapQuest and its suppliers shall not be liable to you for any loss or delay resulting from your use of MapQuest. Your use of MapQuest means you agree to our [Terms of Use](#)

List of Evidence for Hutterite colonies as USDA farm subsidy recipients

Subject: Sundale Hutterian Brethren Assoc, Milnor, ND 58060

Location by State: North Dakota

Form and Version of Evidence:

[Short Form for Original Evidence (Long Form) and New Evidence 1]

Timeframe of Evidence as Webpages: 2009-2011

Status: Investigation as EO (Exempt Organization)

Topic: Short Form includes Findings from Original Evidence (Long Form) and
New Evidence 1, and Conclusion from New Evidence 1

Section SF. List of Short Form of Evidence for OE and NE 1

- 1) EWG 'Search Result' and 'Farm Location(s)' webpages (10/26/2009) for data 1995-2006
Both from Environmental Working Group's Farm Subsidy Database - [<http://farm.ewg.org/>]
Evidence included: yes
- 2) EWG 'Ownership Interest(s)' webpage(s) (10/26/2009) for data 1995-2006
From Environmental Working Group's Farm Subsidy Database - [<http://farm.ewg.org/>]
Evidence included: yes
- 3) EWG dataset (7/21/2011) for data 1995-2010
From Environmental Working Group's Farm Subsidy Database - [<http://farm.ewg.org/>]
Evidence included: yes
- 4) IRS Exempt Organization (EO) data webpage(s) from [www.irs.gov]
EO File URL: [<http://www.irs.gov/taxstats/charitablestats/article/0,,id=97186,00.html>]
EO File Date (for OE): (12/7/2009 is date EO file was downloaded from IRS website to CD)
EO File Date (for NE 1): (not included)
Evidence included: yes
- 5) IRS EO/BMF Data Decoded page
Evidence included: yes
- 6) Melissa Data webpage(s) (10/26/2009) and (7/21/2011) from [www.melissadata.com]
Evidence included: yes
- 7) Manta data webpage(s) (10/26/2009) from [www.manta.com]
Evidence included: yes
- 8) Hutterite Surnames page
Evidence included: no
- 9) Hutterite Directory webpage(s) (10/26/2009)
From [www.cedrontech.com], or link from [www.hutterites.org]
Evidence included: yes
- 10) Contact Information page(s)
Evidence included: yes
- 11) MapQuest webpage(s) (5/26/2011) from [www.mapquest.com]
Evidence included: yes

Note:

All evidence has been introduced for the original evidence (long form) and/or the new evidence 1, except the 'Contact Information' page and the 'MapQuest' webpage which are introduced as evidence for the 'Short Form of Evidence for OE and NE 1'.

List of Evidence for Hutterite colonies as USDA farm subsidy recipients

Subject: Sundale Hutterian Brethren Assoc, Milnor, ND 58060

Location by State: North Dakota

Status: Investigation as EO (Exempt Organization)

Topic: Findings, for Section LF and Section SF, Version 1

Findings (for Section LF and Section SF, Version 1):

1:

Sundale Hutterian Brethren Assoc is confirmed as a Hutterite colony and member of the Hutterian Brethren Church based on name and data for ID as a Hutterite colony. The addition of 'Assoc' at the end of the name is probably a reference to Association.

Data for Sundale Hutterian Brethren Assoc for ID as a Hutterite colony:

1) Name: Sundale Hutterian Brethren Assoc, Milnor, ND 58060

2) FEEFHS/Hutterite colony data:

[Year Founded | Colony Name | Location: City (ND) | Parent Colony | Leading Surnames
1985 | Sundale | Milnor | Spring Creek | Hofer]

3) Rocky Cape Christian Community/Hutterite colony data:

[Sundale, ND, 1985 - present (note: Schmiedeleut)]

4) Hutterite Directory (for Sundale Colony):

[Sundale, 14226 - 75th St. SE, Milnor, ND 58060-9645]

2:

IRS EO/BMF data found but the organization name is not the same as the USDA business name. The 2 names are similar and in the same location so there is a possibility that the 2 names are the same identity.

USDA Business Name and Location:

[Sundale Hutterian Brethren Assoc, Milnor, ND 58060]

IRS Organization Name and Location:

[Sundale Hutterian Brethren Inc, Milnor, ND 58060-9645]

If the 2 names are the same identity then the IRC section '501(d) Apostolic and religious organization' and the ruling date 01/1995 indicate the organization received USDA farm subsidies during the timeframe 1995-2006 as a tax-exempt nonprofit religious organization.

3:

Comparison of IRS EO/BMF data with NCCS, Melissa Data, and TaxExemptWorld.com data:

[Data Date: (IRS 12/7/2009), (NCCS, Melissa Data, and TaxExemptWorld.com, 10/26/2009)]

[Data: EIN, Organization Name, Location by State, IRC Section, Ruling Date]

[450357911, Sundale Hutterian Brethren Inc, ND, 501(d), 01/1995 = IRS]

[450357911, Sundale Hutterian Brethren Inc, ND, 501(d), 1995.....= NCCS]

[450357911, Sundale Hutterian Brethren Inc, ND, 501(d), 01-1995 = Melissa Data]

[no data....., Sundale Hutterian Brethren Inc, ND, 501(d), 01/1995 = TaxExemptWorld.com]

Comparison of data demonstrates all data is the same basic data.

4:

IRS EO/BMF data indicates the organization is not required to file Form 990. Data from NCCS, Melissa Data, and TaxExemptWorld.com for the same organization indicates the organization is not required to file Form 990. The organization is classified as IRC section 501(d) and files Form 1065 so the data for Form 990 is correct.

NCCS data for organization name is the same as the IRS organization name and indicates the organization is active as of 10/26/09.

5:

Different Business Names:

1) Manta data:

[Sundale Hutterian Assn also does business as Sundale Electric, Sundale Hutterian Association Inc]

6:

Dataset for timeframe 1995-2006:

Identity of USDA farm subsidy recipient:

[Sundale Hutterian Brethren Assoc, Milnor, ND 58060]

USDA farm subsidy total:

1) Subsidy Total 1995-2006: \$1,896,259.62 (note: exact calculation)

2) Subsidy Payments 1995-2006 Total: \$1,896,260 (note: rounded off calculation)

IRC Section: (unknown)

Ruling Date: (unknown)

Operating As: Hutterite colony

> Findings for Section NE 1, for:

[Sundale Hutterian Brethren Assoc, Milnor, ND 58060]

(page 1)

1:

Refer to the original findings for Section LF for data. This findings includes updated data.

2(a):

The Melissa Data webpage data for [Sundale Hutterian Brethren Inc] is the same for the new data from 7/21/2011 and the original data from 10/26/2009 found in Section LF.

2(b):

Comparison of Melissa Data data with [IRS EO/BMF data and Melissa Data data as original data from Section LF]:

[Data Date: (Melissa Data 7/21/2011), (IRS 12/7/2009, Melissa Data 10/26/2009)]

[Data: EIN, Organization Name, Location by State, IRC Section, Ruling Date]

[450357911, Sundale Hutterian Brethren Inc, ND, 501(d), 01/1995 = IRS]

[450357911, Sundale Hutterian Brethren Inc, ND, 501(d), 01-1995 = Melissa Data]

[450357911, Sundale Hutterian Brethren Inc, ND, 501(d), 01-1995 = Melissa Data (7/21/2011)]

Comparison of data demonstrates all data is the same basic data.

2(c):

Melissa Data address comparison:

[Sundale Hutterian Brethren Inc, 14226 75th St SE, Milnor, ND 58060-9645 = Melissa Data (10/26/2009)]

[Sundale Hutterian Brethren Inc, 14226 75th St SE, Milnor, ND 58060-9645 = Melissa Data (7/21/2011)]

Comparison of data demonstrates the addresses are the same.

2(d):

The Employer Identification Number (EIN) from 2(b) is the same for all 3 datasets so the data is for the same organization. The comparison data for Melissa Data in 2(b) and 2(c) is the same from 7/21/2011 and 10/26/2009.

3:

IRS EO/BMF data (12/7/2009):

1) Name:

[Sundale Hutterian Brethren Inc, 14226 75th St SE, Milnor, ND 58060-9645]

2) Employer Identification Number (EIN): 450357911

3) IRC Section: 501(d) Apostolic and religious organization

4) Ruling Date: 01/1995

Melissa Data (7/21/2011):

1) Name:

[Sundale Hutterian Brethren Inc, 14226 75th St SE, Milnor, ND 58060-9645]

2) Tax I.D. Number: 450357911

3) IRS Subsection: 501(d) - A religious and apostolic association.

4) Exempt Since: 01-1995

> Findings for Section NE 1, for:
[Sundale Hutterian Brethren Assoc, Milnor, ND 58060]
(page 2)

4:

Update for findings for IRS data (Section LF and Section NE 1):

a:

The IRS organization name is not the same as the USDA business name. The 2 names are similar and in the same location so there is a possibility that the 2 names are the same identity. If the 2 names are the same identity then the IRC section '501(d) Apostolic and religious organization' and the ruling date 01/1995 indicate the organization received USDA farm subsidies during the timeframe 1995-2010 as a tax-exempt nonprofit religious organization.

b:

'Summary' data shows that the farm subsidy payment data for the calculation of the USDA farm subsidy total for 1995-2010 applies to 1995-2009.

5:

Melissa Data can be established as a valid data source for IRS data from [Findings for documentation as evidence for Hutterite colonies as USDA farm subsidy recipients] that will establish that there are 100 organizations with IRS EO/BMF data and Melissa Data data with the same IRS Employer Identification Number (EIN) and Melissa Data data that can be converted to decoded IRS EO/BMF data, so the data is for the same organization.

> Conclusion for Section NE 1, for:

[Sundale Hutterian Brethren Assoc, Milnor, ND 58060]

(page 1)

1:

This conclusion is a updated version of the original conclusion for Section LF so refer to this updated conclusion as the new conclusion for Section LF. This conclusion includes a updated dataset with data for timeframe 1995-2010.

2(a):

The IRS organization name is not the same as the USDA business name. The 2 names are similar and in the same location so there is a possibility that the 2 names are the same identity. If the 2 names are the same identity then the IRC section '501(d) Apostolic and religious organization' and the ruling date 01/1995 indicate the organization received USDA farm subsidies during the timeframe 1995-2010 as a tax-exempt nonprofit religious organization.

2(b):

'Summary' data shows that the farm subsidy payment data for the calculation of the USDA farm subsidy total for 1995-2010 applies to 1995-2009.

3:

Dataset for timeframe 1995-2010:

Identity of USDA farm subsidy recipient:

[Sundale Hutterian Brethren Assoc, Milnor, ND 58060]

USDA farm subsidy total:

1) Subsidy Total 1995-2010: \$2,221,492.32 (note: exact calculation)

2) Subsidy Payments 1995-2010 Total: \$2,221,492 (note: rounded off calculation)

3) 'Summary' data shows that the farm subsidy payment data for the calculation of the USDA farm subsidy total for 1995-2010 applies to 1995-2009.

IRC Section: (unknown)

Ruling Date: (unknown)

Operating As: Hutterite colony

> Conclusion for Section NE 1, for:
[Sundale Hutterian Brethren Assoc, Milnor, ND 58060]
(page 2)

4:
Recommendation:

> Step 1

Determine IRS organization name as same identity as USDA business name.

USDA Business Name and Location:

[Sundale Hutterian Brethren Assoc, Milnor, ND 58060]

IRS Organization Name and Address:

[Sundale Hutterian Brethren Inc, 14226 75th St SE, Milnor, ND 58060-9645]

> Step 2

If a determination of IRS organization name as same identity as USDA business name cannot be made then a investigation is necessary to find IRC section data from the IRS Business Master File (BMF) for:

Name: Sundale Hutterian Brethren Assoc, Milnor, ND 58060

Timeframe for IRC section data: 1995-2009

Data from Section LF:

Hutterite Directory (for Sundale Colony): Sundale, 14226 - 75th St. SE, Milnor, ND 58060-9645

Different Business Names:

1) Manta data:

[Sundale Hutterian Assn also does business as Sundale Electric, Sundale Hutterian Association Inc], [Sundale Hutterian Assn, 14226 75th St SE, Milnor, ND 58060-9645]

environmental working group's Farm Subsidy Database



179,101,229

EWG Farm Subsidy Database

NEW 2007 Direct Payment Subsidy Overview


NEW Press Release

[2008 Farm Subsidy Database Update](#)

[2008 Summary](#)

[2008 News Release](#)

[EWG's Policy Analysis Database](#)



- [Full Disclosure: Who really benefits from federal farm subsidies](#)
- [What's in the new Farm Bill 2007 Database?](#)
- [New Farm Bill Web Site Generates Media Storm](#)

[Congressional District Ranking](#)

Corporate Subsidy Recipients 1 to 1 of 1 in North Dakota

Business Name: SUNDALE HUTTERIAN BRETHERN

Rank	Name	Location	Subsidy Total 1995-2006
1	Sundale Hutterian Brethren Assoc	Milnor, ND 58060	\$ 1,896,259.62

Related Content

Farms Receiving Government

Payments

Speech: Farm Policy For The Rest of
Us

environmental working group's Farm Subsidy Database



179,101,395

NEW 2007 Direct Payment Subsidy Overview

NEW Press Release

[2008 Farm Subsidy Database Update](#)

[2008 Summary](#)

[2008 News Release](#)

[EWG's Policy Analysis Database](#)

READ MULCH

Updates, commentary,
& your feedback



NEW!

- [Full Disclosure: Who really benefits from federal farm subsidies](#)
- [What's in the new Farm Bill 2007 Database?](#)
- [New Farm Bill Web Site Generates Media Storm](#)

[Congressional District Ranking](#)

Related Content

Farms Receiving Government

Payments

Speech: Farm Policy For The Rest of

Us

USDA subsidy information for Sundale Hutterian Brethren Assoc

Sundale Hutterian Brethren Assoc: [Summary](#) | [Programs](#) | [Programs by year](#) | [Farm Location\(s\)](#) | [Ownership Interest\(s\)](#)

Addresses on file with USDA for Sundale Hutterian Brethren Assoc

USDA county office from which subsidies were paid:	Subsidy Payments 1995-2006	Most recent address on file in USDA county office
Ransom County, North Dakota	\$1,896,260	Sundale Hutterian Brethren Assoc Milnor, ND 58060
Total	\$1,896,260	

environmental working group's Farm Subsidy Database



179,101,439

NEW 2007 Direct Payment Subsidy Overview NEW Press Release

[2008 Farm Subsidy Database Update](#)

[2008 Summary](#)

[2008 News Release](#)

[EWG's Policy Analysis Database](#)

READ MULCH
Updates, commentary,
& your feedback

NEW!

- [Full Disclosure: Who really benefits from federal farm subsidies](#)
- [What's in the new Farm Bill 2007 Database?](#)
- [New Farm Bill Web Site Generates Media Storm](#)

[Congressional District Ranking](#)

Related Content

Farms Receiving Government

Payments

Speech: Farm Policy For The Rest of
Us

USDA subsidy information for Sundale Hutterian Brethren Assoc

Sundale Hutterian Brethren Assoc: [Summary](#) | [Programs](#) | [Programs by year](#) | [Farm Location\(s\)](#) | [Ownership Interest\(s\)](#)

Ownership shares for Sundale Hutterian Brethren Assoc

Pick year for ownership information

USDA county office/Ownership:	Percentage Share*
Sundale Hutterian Brethren Assoc ownership information from 2006 Ransom County, North Dakota	
Members Of Sundale Hutterian Colo Milnor, ND 58060	100.00 %

* According to USDA percentage shares for ownership may not reflect share of subsidy payments. EWG review shows that share information on file with USDA may not always equal 100 percent.

environmental working group's Farm Subsidy Database



179,101,462

NEW 2007 Direct Payment Subsidy Overview NEW Press Release

[2008 Farm Subsidy Database Update](#)

[2008 Summary](#)

[2008 News Release](#)

[EWG's Policy Analysis Database](#)

READ MULCH
Updates, commentary,
& your feedback

NEW!

- [Full Disclosure: Who really benefits from federal farm subsidies](#)
- [What's in the new Farm Bill 2007 Database?](#)
- [New Farm Bill Web Site Generates Media Storm](#)

[Congressional District Ranking](#)

Related Content

[Farms Receiving Government](#)

[Payments](#)

[Speech: Farm Policy For The Rest of
Us](#)

USDA subsidy information for Members Of Sundale Hutterian Colo

Members Of Sundale Hutterian Colo: [Farm Location\(s\)](#) | [Recipient ownership share\(s\)](#)

Recipient's ownership share(s)

Recipient:	County	Percentage Share*
Sundale Hutterian Brethren Assoc	Ransom County, North Dakota	100.0 %

* Percentage share information is from 2006. According to USDA percentage shares for ownership may not reflect share of subsidy payments. EWG review shows that share information on file with USDA may not equal 100 percent.



EWG Farm Subsidy Database

Corporate Subsidy Recipients 1 to 1 of 1 in North Dakota

Business Name: **SUNDALE HUTTERIAN BRETHREN**

Rank	Name	Location	Subsidy Total 1995-2010
1	<u>Sundale Hutterian Brethren Assoc</u>	Milnor, ND 58060	\$ 2,221,492.32

Note: The information on conservation spending for 2010 is incomplete due to missing data from USDA's Natural Resource Conservation Service. Payment data currently are not included for the Environmental Quality Incentives Program, but will be added once NRCS makes it available.

The information provided for the Wetland Reserve Program (WRP) provides an inaccurate picture of how WRP payments are distributed. USDA's Natural Resource Conservation Service uses title companies as intermediaries to finalize wetlands easements under the Wetlands Reserve Program. As a result, the data provided to us shows large sums of money going to these title companies. In reality, the payments are ultimately distributed to landowners participating in the WRP.

Unfortunately, NRCS has not provided the data to show where these farms and wetlands are located or which farmers or landowners are enrolling in the program, so EWG is unable to allocate these large sums of money to individuals beyond the title companies. Therefore, these companies skew the conservation rankings and payment concentration, which EWG cannot avoid unless and until NRCS makes available the additional farm attribution data. Therefore, we have not included WRP payments in the 2010 data update.

Finally, we have separated data on farm commodity, disaster and conservation payments in order to provide a more accurate picture of top recipients and concentration of payments among the three main categories of USDA programs.

USDA subsidy information for **Sundale Hutterian Brethren Assoc****Addresses on file with USDA for Sundale Hutterian Brethren Assoc**

USDA county office from which subsidies were paid:	Subsidy Payments 1995-2010	Most recent address on file in USDA county office
Ransom County, North Dakota	\$2,221,492	Sundale Hutterian Brethren Assoc Milnor, ND 58060
Total	\$2,221,492	

Note: The information on conservation spending for 2010 is incomplete due to missing data from USDA's Natural Resource Conservation Service. Payment data currently are not included for the Environmental Quality Incentives Program, but will be added once NRCS makes it available.

The information provided for the Wetland Reserve Program (WRP) provides an inaccurate picture of how WRP payments are distributed. USDA's Natural Resource Conservation Service uses title companies as intermediaries to finalize wetlands easements under the Wetlands Reserve Program. As a result, the data provided to us shows large sums of money going to these title companies. In reality, the payments are ultimately distributed to landowners participating in the WRP.

Unfortunately, NRCS has not provided the data to show where these farms and wetlands are located or which farmers or landowners are enrolling in the program, so EWG is unable to allocate these large sums of money to individuals beyond the title companies. Therefore, these companies skew the conservation rankings and payment concentration, which EWG cannot avoid unless and until NRCS makes available the additional farm attribution data. Therefore, we have not included WRP payments in the 2010 data update.

Finally, we have separated data on farm commodity, disaster and conservation payments in order to provide a more accurate picture of top recipients and concentration of payments among the three main categories of USDA programs.



Sundale Hutterian Brethren Assoc received payments totaling \$2,221,492 from 1995 through 2010

Year	Conservation Subsidies	Disaster Subsidies	Commodity Subsidies	Total USDA Subsidies 1995-2010
1995	\$9,900	\$0	\$46,352	\$56,252
1996	\$9,563	\$0	\$45,606	\$55,169
1997	\$10,088	\$0	\$35,854	\$45,942
1998	\$16,736	\$0	\$82,852	\$99,588
1999	\$18,709	\$0	\$230,000	\$248,709
2000	\$17,874	\$0	\$252,774	\$270,648
2001	\$16,736	\$0	\$196,931	\$213,667
2002	\$17,848	\$0	\$41,182	\$59,030
2003	\$17,507	\$0	\$40,494	\$58,001
2004	\$17,848	\$0	\$202,911	\$220,759
2005	\$21,695	\$62,416	\$407,802	\$491,913
2006	\$36,581	\$0	\$40,000	\$76,581
2007	\$43,410	\$0	\$40,000	\$83,410
2008	\$29,324	\$80,000	\$40,000	\$149,324
2009	\$28,360	\$0	\$64,139	\$92,499
2010	\$0	\$0	\$0	\$0
Total	\$312,179	\$142,416	\$1,766,897	\$2,221,492

Crop Summary for Sundale Hutterian Brethren Assoc

Crop	Payments 1995-2010
Corn Subsidies**	\$1,473,325
Wheat Subsidies**	\$81,680
Soybean Subsidies**	\$79,088
Barley Subsidies**	\$52,591
Sunflower Subsidies**	\$15,062
Oat Subsidies**	\$1,013

Note: The information on conservation spending for 2010 is incomplete due to missing data from USDA's Natural Resource Conservation Service. Payment data currently are not included for the Environmental Quality Incentives Program, but will be added once NRCS makes it available.

The information provided for the Wetland Reserve Program (WRP) provides an inaccurate picture of how WRP payments are distributed. USDA's Natural Resource Conservation Service uses title companies as intermediaries to finalize wetlands easements under the Wetlands Reserve Program. As a result, the data provided to us shows large



USDA subsidy information for **Sundale Hutterian Brethren Assoc**

Payment Breakdown

Subsidy Program	Total Payments 1995-2010
Total USDA - Subsidies	\$2,221,492
Subtotal, Farming Subsidies	\$1,766,897
Subtotal, Conservation Programs	\$312,179
Subtotal, Disaster Payments	\$142,416

Commodity subsidy breakdown

Subsidy Program	Total Payments 1995-2010
Subtotal, Farming Subsidies	\$1,766,897
Total Direct Payments	\$253,031
Direct Program Payments - 2008 Farm Bill	\$8,108
Direct Payment - Barley	\$286
Direct Payment - Corn	\$208,203
Direct Payment - Oats	\$91
Direct Payment - Soybeans	\$4,361
Direct Payment - Sunflower	\$5,518
Direct Payment - Wheat	\$26,464
Total Counter Cyclical Payments	\$127,538
Counter Cyclical Payment - Barley	\$476
Counter Cyclical Payment - Corn	\$127,059
Counter Cyclical Payment - Oats	\$3
Counter Cyclical Payment - Soybeans	\$0
Counter Cyclical Payment - Wheat	\$0
Average Crop Revenue Election Program (ACRE)	\$56,031
ACRE - Direct Payments	\$56,031
Production Flexibility Contracts	\$297,646
Production Flexibility - Barley	\$42,089
Production Flexibility - Corn	\$226,088
Production Flexibility - Oats	\$534
Production Flexibility - Wheat	\$28,935
Mkt. Loss Asst. - Commodity Crops	\$139,888
Market Loss Assistance - Barley	\$544

Market Loss Assistance - Corn	\$123,012
Market Loss Assistance - Oats	\$385
Market Loss Assistance - Wheat	\$15,947
<i>Oilseed Program</i>	\$16,157
Oilseed Program - Soybean	\$11,302
Oilseed Program - Sunflower	\$4,855
<i>Deficiency Payments</i>	\$25,137
Advance Deficiency - Barley	\$12,000
Deficiency - Barley	\$-2,804
Advance Deficiency - Corn	\$18,411
Deficiency - Corn	\$-5,605
Advance Deficiency - Wheat	\$1,568
Deficiency - Wheat	\$1,567
<i>Loan Deficiency Payments</i>	\$508,624
Loan Deficiency - Corn	\$433,311
Loan Deficiency - Soybeans	\$63,425
Loan Deficiency - Sunflower	\$4,689
Loan Deficiency - Wheat	\$7,394
Loan Def. Refund - Wheat	\$-196
<i>Total Commodity Certificates</i>	\$342,846
Commodity Certificates - Corn	\$342,846

Conservation subsidy breakdown

Subsidy Program	Total Payments 1995-2010
Subtotal, Conservation Programs	\$312,179
<i>Conservation Reserve Program</i>	\$311,994
CRP - Annual Land Rental	\$313,163
CRP - Cost Share	\$3,094
CRP - Wetlands	\$17
CRP - Failure To Comply	\$-2,100
CRP - Haying / Grazing	\$-2,180
<i>Agricultural Conservation Program</i>	\$185
ACP - Regular	\$185

Disaster subsidy breakdown

Subsidy Program	Total Payments 1995-2010
Subtotal, Disaster Payments	\$142,416
<i>Misc. Disaster Payments</i>	\$142,416
Crop Disaster - Program	\$142,416

Note: The information on conservation spending for 2010 is incomplete due to missing data from USDA's Natural Resource Conservation Service. Payment data currently are not included for the Environmental Quality Incentives Program, but will be added once NRCS makes it available.

USDA subsidy information for **Sundale Hutterian Brethren Assoc****Ownership shares for Sundale Hutterian Brethren Assoc**

Pick year for ownership information

USDA county office/Ownership:

Percentage
Share***Sundale Hutterian Brethren Assoc**
ownership information from 2008
Ransom County, North DakotaSundale Hutterian Colony Members**100.00%**

* According to USDA percentage shares for ownership may not reflect share of subsidy payments. EWG review shows that share information on file with USDA may not always equal 100 percent. Most recent percentage share information is from 2008. Future release of this information was barred by law in the 2008 Farm Bill.

Note: The information on conservation spending for 2010 is incomplete due to missing data from USDA's Natural Resource Conservation Service. Payment data currently are not included for the Environmental Quality Incentives Program, but will be added once NRCS makes it available.

The information provided for the Wetland Reserve Program (WRP) provides an inaccurate picture of how WRP payments are distributed. USDA's Natural Resource Conservation Service uses title companies as intermediaries to finalize wetlands easements under the Wetlands Reserve Program. As a result, the data provided to us shows large sums of money going to these title companies. In reality, the payments are ultimately distributed to landowners participating in the WRP.

Unfortunately, NRCS has not provided the data to show where these farms and wetlands are located or which farmers or landowners are enrolling in the program, so EWG is unable to allocate these large sums of money to individuals beyond the title companies. Therefore, these companies skew the conservation rankings and payment concentration, which EWG cannot avoid unless and until NRCS makes available the additional farm attribution data. Therefore, we have not included WRP payments in the 2010 data update.

Finally, we have separated data on farm commodity, disaster and conservation payments in order to provide a more accurate picture of top recipients and concentration of payments among the three main categories of USDA programs.

USDA subsidy information for **Sundale Hutterian Colony Members****Recipient's ownership share(s)**

Recipient:	County	Percentage Share*
	Ransom County, North Dakota	100.0 %
<u>Sundale Hutterian Brethren Assoc</u>	Ransom County, North Dakota	100.0 %
	Ransom County, North Dakota	100.0 %

* Most recent percentage share information is from 2008. According to USDA percentage shares for ownership may not reflect share of subsidy payments. EWG review shows that share information on file with USDA may not equal 100 percent.

Note: The information on conservation spending for 2010 is incomplete due to missing data from USDA's Natural Resource Conservation Service. Payment data currently are not included for the Environmental Quality Incentives Program, but will be added once NRCS makes it available.

The information provided for the Wetland Reserve Program (WRP) provides an inaccurate picture of how WRP payments are distributed. USDA's Natural Resource Conservation Service uses title companies as intermediaries to finalize wetlands easements under the Wetlands Reserve Program. As a result, the data provided to us shows large sums of money going to these title companies. In reality, the payments are ultimately distributed to landowners participating in the WRP.

Unfortunately, NRCS has not provided the data to show where these farms and wetlands are located or which farmers or landowners are enrolling in the program, so EWG is unable to allocate these large sums of money to individuals beyond the title companies. Therefore, these companies skew the conservation rankings and payment concentration, which EWG cannot avoid unless and until NRCS makes available the additional farm attribution data. Therefore, we have not included WRP payments in the 2010 data update.

Finally, we have separated data on farm commodity, disaster and conservation payments in order to provide a more accurate picture of top recipients and concentration of payments among the three main categories of USDA programs.

2002021100000000000101000000	00060	01	
X20			
521747587SUDDEN INFANT DEATH SYNDROME ALLIANCE INC			
128 W APOLLO AVE	BISMARCK		ND58503-140833250391
1992091151230000000101000000	00020	06	
N DAKOTA CHAPTER			
450339783SUGAR BOWL SENIOR CITIZENS OF DRAYTON NO DAK			
PO BOX 9	DRAYTON		ND58225-000900000331
197704116575000000010100000020040600020	06000000000000000000000000000000		
00000000000000			
510164100SUGARBEEET RESEARCH & EDUCATION BOARD OF MINNESOTA & NORTH DAKOTA			
PO BOX 5638	FARGO		ND58105-563800000632
19760120019920923210100000020081055010	10000000098831800000000695282		
0000000695282			
450450888SULLYS HILL WILDLIFE REFUGE SOCIETY			%
BESSIE PENNER SEC	PO BOX 286		FORT TOTTEN
ND58335-028600000331	199904115000000000010100000020081232020		
1200000000438500000000021755 0000000003887 D113			
450367632SUND MANUFACTURING INC VOLUNTARY EMPLOYEES BENEFICIARY ASSOCIATION			
PO BOX 79	NEWBURG		ND58762-007900000931
19820720026426527920100000020060513010	05000000000000010000000059553		
000000059553			
450339022SUNDAHL LUTHERAN CHURCH			
PO BOX 317	ANETA		ND58212-031793860397
1988041100010000000101000000	00060	12	
450357911SUNDALE HUTTERIAN BRETHREN INC			
14226 75TH ST SE	MILNOR		ND58060-964500004031
1995012000030000000101000000	00000	12	
450336419SUNFLAKE PRE-SCHOOL INC			
1001 24TH AVE S	GRAND FORKS		ND58201-695900000332
197703111030000000010100000020080614010	06000000000658400000000248312		
0000000248312			
450336324SUNNE LUTHERAN CHURCH			
PO BOX 217	WILTON		ND58579-021793860397
1988041100010000000101000000	00060	12	
450385091SUNRISE FOUNDATION INC			
802 2ND ST NW	BOWMAN		ND58623-448300000331
198603115179000000010100000020081264010	120000000150347300000000294132		
0000000133016			
445045854SUNRISE YOUTH BUREAU			
1340 WEST VILLARD STR APT A	DICKINSON		ND58601-464600000331
200101115000000000010100000020081234010	120000000005143300000000151505		
0000000151505 P30			
450309372SUNSET CENTER CLUB			
46 1ST AVE E	DICKINSON		ND58601-520100000331
197407115575000000010100000020090600020	06000000000000000000000000000000		
00000000000000			
420817684SUNSET MEMORIAL GARDENS INC			
1715 52ND AVE S	FARGO		ND58104-638000001331
199910100000000000010100000020081254010	120000000089323500000000206062		
0000000070012 Y500			
420817680SUNSET MEMORIAL GARDENS OF BISMARCK INC			
1313 ECENTURY AVE	BISMARCK		ND58503-000000001332
197508200900000000010100000020080200020	02000000000000000000000000000000		
00000000000000			
420817683SUNSET MEMORIAL GARDENS OF MINOT INC			
210 62ND AVE NW	MINOT		ND58703-011100001332

IRS EO/BMF Data Decoded

Subject: Sundale Hutterian Brethren Assoc, Milnor, ND 58060

EO/BMF Name: Sundale Hutterian Brethren Inc

EO File URL: [http://www.irs.gov/taxstats/charitablestats/article/0,,id=97186,00.html]

EO File by State: North Dakota

EO File MS-DOS Name: EO_ND.EXE

EO File Updated: 11-12-09

EO File Date: 12/7/09

EO File EO/BMF Data Sequence:

450357911SUNDALE HUTTERIAN BRETHREN INC

14226 75TH ST SE

MILNOR

ND58060-964500004031

199501200003000000101000000

00000

12

Note:

The font of this data sequence, as Times New Roman, is not the same as the font of the original EO/BMF data so the spacing steps of this data sequence may be different from the original EO/BMF data. The data fields are the same as the original EO/BMF data.

EO/BMF data sequence decoded for EIN, IRC Section, and Ruling Date:

<u>EO/BMF Data</u>	<u>EO/BMF Data Field</u>
450357911	Employer Identification Number (EIN)
SUNDALE HUTTERIAN BRETHREN INC	Primary Name of Organization
(no data)	In Care of Name (CO) (if present)
14226 75TH ST SE	Street Address
MILNOR	City
ND	State
58060-9645	Zip Code (note: Zip+4)
0000	Group Exemption Number (GEN)
40	Subsection Code (SS)
3	Affiliation Code (AF)
1	Classification Code(s) (CL)
199501	Ruling Date (RD)

<u>Subsection Code</u>	<u>Classification Code</u>	<u>IRC Section (IRM Table)</u>	<u>IRC Section (SOI Table)</u>
40	1	501(d) Apostolic and religious organization	501(d) Apostolic and Religious Org.

<u>Ruling Date Data</u>	<u>Ruling Date Data Form</u>	<u>Ruling Date</u>
199501	YYYYMM (year and month)	01/1995

[Sign In](#) | [Cart](#) | [Newsletter](#)

1-800-MELISSA

[Products](#)[Solutions](#)[Downloads & Trials](#)[Support](#)[Resources](#)

Get the insight to better **target your market**
Use our data append services to uncover the demographics
of your *best customers* and see where they live.

[Start Today](#)

Nonprofit Organization Lookup

Enter a 5-digit ZIP Code, organization name or 9-digit Tax ID

[Submit](#)

SUNDALE HUTTERIAN BRETHREN INC	
Address	14226 75TH ST SE MILNOR, ND 58060-9645 MapG MapY MapV
IRS Subsection	501(d) - A religious and apostolic association.
Type of Organization	Corporation
Deductibility	Contributions are NOT deductible
Tax I.D. Number	450357911
Exempt Since	01-1995
Form 990 Requirement	Not required to file 990
Activity #1	Religious order
Share with others information about this Nonprofit - like the web site, e-mail address, how to donate or any corrections to the data shown.	
Post a Message	

Messages

[How Can We Improve this Lookup?](#) | [Email to a Friend](#) | [Lookups Forum](#) | [Terms of Use](#)



1-800-MELISSA

[Sign In](#) | [Cart](#) | [Newsletters](#) | [Search](#)



[Products](#) [Solutions](#) [Downloads & Trials](#) [Support](#) [Resources](#) [Lookups](#) [Contact Us](#)

Get the insight to better **target your market**
Use our data append services to uncover the demographics
of your **best customers** and see where they live.



Start Today

Nonprofit Organization Lookup

[Help](#)

[Index](#)

Enter a 5-digit ZIP Code, organization name or 9-digit Tax ID

SUNDALE HUTTERIAN BRETHREN INC	
Address	14226 75TH ST SE MILNOR, ND 58060-9645 MapG MapY MapV
IRS Subsection	501(d) - A religious and apostolic association.
Type of Organization	Corporation
Deductibility	Contributions are NOT deductible
Tax I.D. Number	450357911
Exempt Since	01-1995
Form 990 Requirement	Not required to file 990
Activity #1	Religious order
Share with others information about this Nonprofit - like the web site, e-mail address, how to donate or any corrections to the data shown.	
<input type="button" value="Post a Message"/>	

Messages

[How Can We Improve this Lookup?](#) | [Email to a Friend](#) | [Lookups Forum](#) | [Terms of Use](#)

MELISSA DATA

[Sign In](#) | [Cart](#) | [Newsletters](#) | [Search](#)

1-800-MELISSA

[Products](#)[Solutions](#)[Downloads & Trials](#)[Support](#)[Resources](#)[Lookups](#)[Contact Us](#)[Free Lookups](#)[Home](#) > [Lookups](#) > Nonprofit Organization Lookup[Help](#)**10% Off All Mailing Lists**

Offer ends July 31st; enter "Summer11" at checkout

[Start now](#)[Business](#) | [Consumers](#) | [Occupants](#) | [New Homeowners](#) | [New Movers](#) | [Property Owners](#)Enter a 5-digit ZIP Code,
organization name or 9-digit Tax ID
[Submit](#)**Use this LookUp to:**

- Find information on over 1.4 million registered nonprofit organizations in the United States
- Get organization name, assets, income, and IRS subsection
- Select organization for contact name and address, type of foundation and organization
- Get deductibility status, classification, Form 990, and more

SUNDALE HUTTERIAN BRETHREN INC**14226 75TH ST SE**Address **MILNOR, ND 58060-9645**[MapG](#) [MapY](#) [MapV](#)IRS Subsection **501(d) - A religious and apostolic association.**Type of Organization **Corporation**Deductibility **Contributions are NOT deductible**Tax I.D. Number **450357911**Exempt Since **01-1995**Form 990 Requirement **Not required to file 990**Activity #1**Religious order**

Share with others information about this Nonprofit - like the web site, e-mail address, how to donate or any corrections to the data shown.

[Post a Message](#)

Messages

[How Can We Improve this Lookup?](#) | [Send to a Friend](#) | [Lookups Forum](#) | [Terms of Use](#)

[Home](#) | [About Us](#) | [myManta](#) | [FAQ](#) | [View Cart](#) | [My Profile](#)Login: Not a member? [Learn more.](#)Monday, Oct. 26, 2009
63,778,867 companies**Free Subscription to
Industrial Market Trends**

COMPANIES: U.S., Australia, Canada, U.K., Worldwide

RESOURCES: Video, Jobs, Reports, White Papers | JOIN US: Twitter, Facebook

Search

BUSINESS CENTERS: Small Biz, Sales Expertise, HR, Travel, Career, Tech

U.S. » Milnor, ND » Agriculture » Turkey and Turkey Eggs » Turkey Farms » Sundale Hutterian Assn

Sundale Hutterian Assn

 (Sundale Hutterian Association Inc*, Sundale Electric*)14226 75th St SE
Milnor, ND 58060-9645**Phone:** (701) 427-5897**Website:** Information not found (?)

Is this your company?

[Claim This Profile](#)

These Members Work Here

**Do you?
SAY SO**

Ads by Google

[HOA Law Blog](#) Clear and Practical Articles for Managers and Directors[Homeowners Assoc. Website](#) Creative website design & hosting packed with features & affordable.[HOA Community Solutions](#) More CAI Past Presidents & Current Regional Chapters Use Our Web App

The ads are not affiliated with Sundale Hutterian Assn

Business Categories

Associations in Milnor, ND
Turkey/Turkey Egg Farm*, Business Associations

Sundale Hutterian Assn Business Information

[Claim This Profile](#)

Sundale Hutterian Assn is a private company categorized under Turkey Farms and located in Milnor, ND. Our records show it was established in 1978* and incorporated in North Dakota*. Current estimates show this company has an annual revenue of unknown and employs a staff of approximately 50 to 99.

Also Does Business As

Sundale Electric*, Sundale Hutterian Association Inc*

HQ, Branch or Single Location

Single Location

Annual Sales (Estimated)

[View Details](#)

HOA Management That Works
Effective & Responsive Community
Assoc Management at a great price.
CFloodManagement.com

HOA Law Blog
Clear and Practical Articles for Managers
and Directors
www.condoissues.com/Condominiums

Homeowners Assoc. Website
Creative website design & hosting
packed with features & affordable.
www.hoa-sites.com

Ads by Google

Employees (Estimated)
50 to 99
D&B: 25*

SIC Code and Description
 [View Details](#)

NAICS Code and Description
813910, Business Associations

Products, Services and Brands
Information not found (?)

State of Incorporation
North Dakota*

Years in Business
31*

Company Contacts

Contact Name	Gender	
Ben Hofer , President	M	Claim This Profile
Mark Hofer , Human Resources Executive	M	

Click on the [reports tab](#) at the top of the page to research company background, detailed company profile, credit and financial reports for Sundale Hutterian Assn.

*Data provided by D&B. © Dun and Bradstreet, Inc. All rights Reserved.

HOA Law Blog
Clear and Practical
Articles for Managers
and Directors
www.condoissues.com/Condo

HOA Website Solutions
Fully Integrated w/
Jenark Software
Online Pmts, Acct
History, and More
www.AssociationVoice.com/Je

Homeowners Assoc. Website
Creative website
design & hosting
packed with features &
affordable.
www.hoa-sites.com

MBS CRM 4 Members
Develop better
member experiences
and bring your
membership closer
www.mbscrm.com

HOA Association Insurance
The Condo &
Earthquake Experts
Unique LOW COST
Solutions

Related Links

Other companies named
Sundale Hutterian Assn

Companies in this industry

Jobs in Milnor, ND

Recent Visitors

	YOU JOIN NOW
	Tim Ciucci

Companies by Location: Milnor, North Dakota

[Home](#)[Notifications](#)[Reach Us](#)Keep our server humming, [Donate](#).

HUTTERITE CONTACTS

GO TO MAIN INDEX

- S Fairview, La Moure, ND 58458-9038
- S Forest River, Fordville, ND 58231-9525
- S Maple River, Fullerton, ND 58441-9774
- S Spring Creek, Forbes, ND 58439-9027
- S Sundale, Milnor, ND 58060-9645
- S Willowbank, Edgeley, ND 58433

Sundale Schmiedeleut Group 2

14226 - 75th St. SE

Milnor, ND 58060-9645

Established From Spring Creek, Forbes, ND 58439-9027

Manager Sam Hofer

701-427-5331

fax 5318

Minister Ben Hofer

701-427-5897

School 5868

Shop 5590

Switchboard 701-427-5616

137 Adina Wipf

128 Amos Susan Hofer

129 Ben Justina Hofer

104 Ben's Desk

182 Brian Marie Wipf

188 David Kara Hofer

138 Elizabeth Wipf

130 Harvey Sarah Hofer

189 Jacob Elaine Wipf

140 Jake Malena Wipf

183 James Barbara H.

179 Jason Thelma Wipf

131 John Elma Hofer

141 Johnny Margaret Wi.

177 Josh Paula Hofer

139 Katie Wipf

176 Kurt Jolene Wipf

142 Larry Rose Wipf

132 Mark Debora Hofer

133 Mike Susanna Hofer

178 Paul Ann Hofer

143 Peter Betty Wipf

181 Phill Ruthie
136 Reuben Alma
144 Ronnie Clara Wipf
134 Sam Asnath
135 Sam Elsie
102 Sam's Desk
103 Sam's Office
153 Thomas Heidi Wipf
145 William Elisabeth W.
204 Blacksmith Shop
203 Carpenter Shop
168 Chickens
166 Children's Dining
161 Cordless-Harvey
187 Cordless-Josh
180 Cordless-Peter
174 Cordless-Reuben
167 Cordless-Ronnie
150 Day Care
152 Dry Goods
207 Dryer Room
185 Electrical Shop
200 Feed Mill
158 Hog Office
174 Kammer
148 Kitchen
149 Kitchen Basement
151 Laundry
190 Locker Plant
205 Mechanic Shop
202 Plasma Shop
206 Scale
146 School-English
147 School-German
162 Turkey Finisher
161 Turkey Starter
184 Wire Harness Shop

Contact Information for Hutterite colonies as USDA farm subsidy recipients
Subject: Sundale Hutterian Brethren Assoc, Milnor, ND 58060

Contact Information for [Sundale Hutterian Brethren Assoc, Milnor, ND 58060]

1) IRS EO/BMF data

Address:

Sundale Hutterian Brethren Inc
14226 75th St SE
Milnor, ND 58060-9645

2) Manta data

Phone: [701-427-5897]

Address:

Sundale Hutterian Assn/Sundale Hutterian Association Inc/Sundale Electric
14226 75th St SE
Milnor, ND 58060-9645

3) Hutterite Directory

Phone:

- 1) Ben Hofer, Minister: [701-427-5897]
- 2) Sam Hofer, Manager: [701-427-5331]
- 3) Switchboard: [701-427-5616]

Address:

Sundale Colony
14226 - 75th St. SE
Milnor, ND 58060-9645

Address verification results from [www.melissadata.com]:

- 1) For (1) IRS EO/BMF data: address verified
- 2) For (2) Manta data: address verified
- 3) For (3) Hutterite Directory:

Address verified for:

14226 75th St SE
Milnor, ND 58060-9645

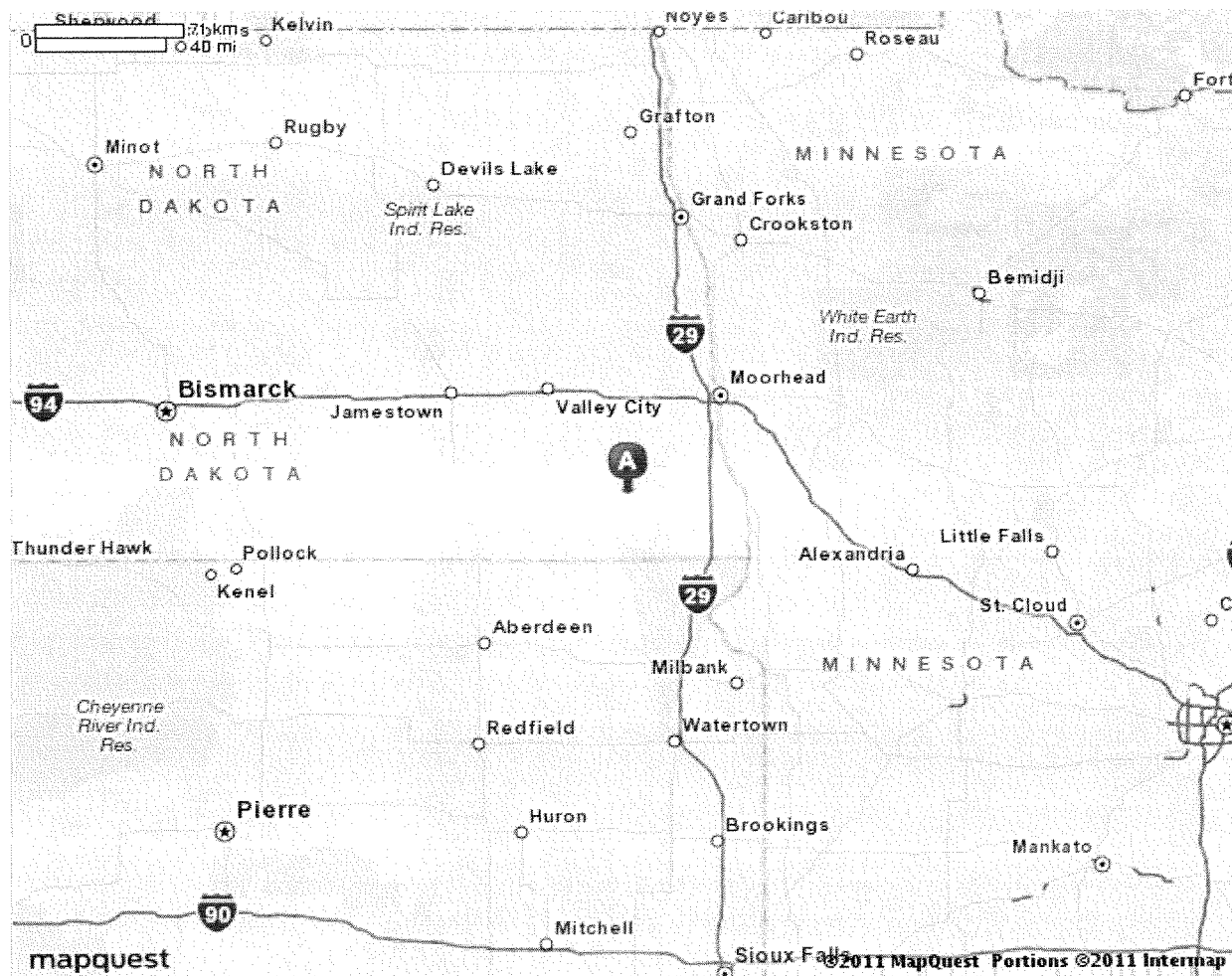


MAPQUEST

Map of Sundale Hutterian Association

14226 75th St SE, Milnor, ND 58060 - (701) 427-5897

Notes




All rights reserved. Use subject to [License/Copyright](#) | [Map Legend](#)

Directions and maps are informational only. We make no warranties on the accuracy of their content, road conditions or route usability or expeditiousness. You assume all risk of use. MapQuest and its suppliers shall not be liable to you for any loss or delay resulting from your use of MapQuest. Your use of MapQuest means you agree to our [Terms of Use](#)

**MAPQUEST.****Map of Sundale Hutterian Association**

14226 75th St SE, Milnor, ND 58060 - (701)
427-5897

Notes



All rights reserved. Use subject to [License/Copyright](#) | [Map Legend](#)

Directions and maps are informational only. We make no warranties on the accuracy of their content, road conditions or route usability or expeditiousness. You assume all risk of use. MapQuest and its suppliers shall not be liable to you for any loss or delay resulting from your use of MapQuest. Your use of MapQuest means you agree to our [Terms of Use](#)



MAPQUEST

Map of Sundale Hutterian Association

14226 75th St SE, Milnor, ND 58060 - (701)
427-5897

Notes



[All rights reserved. Use subject to License/Copyright](#) | [Map Legend](#)

Directions and maps are informational only. We make no warranties on the accuracy of their content, road conditions or route usability or expeditiousness. You assume all risk of use. MapQuest and its suppliers shall not be liable to you for any loss or delay resulting from your use of MapQuest. Your use of MapQuest means you agree to our [Terms of Use](#)



MAPQUEST.

Trip to Sundale Hutterian Association

14226 75th St SE, Milnor, ND 58060 - (701) 427-5897

216.12 miles - about 3 hours 42 minutes

Notes



Bismarck, ND



1. Start out going **NORTH** on **N 6TH ST** toward **E ROSSER AVE.**

go 0.0 mi



2. Turn **RIGHT** onto **E ROSSER AVE.**

go 0.2 mi



3. Turn **LEFT** onto **N 9TH ST / ND-1804 N.**

go 0.6 mi



4. Turn **RIGHT** onto **ND-1804 N / STATE ST.**

go 1.1 mi



5. Merge onto **I-94 E** toward **FARGO.**

go 98.3 mi



6. Take the **US-52 W / US-281** exit, **EXIT 258**, toward **JAMESTOWN.**

go 0.3 mi



7. Turn **RIGHT** onto **US-281 SE / US-281.** Continue to follow **US-281 SE.**

go 36.8 mi



8. Turn **LEFT** onto **ND-13.**

go 30.0 mi



9. Turn **RIGHT** onto **ND-1 / ND-13.**

go 10.1 mi



10. Turn **LEFT** onto **ND-13.**

go 32.0 mi



11. Turn **LEFT** onto **MAIN ST / CR-10.** Continue to follow **CR-10.**

go 2.5 mi



12. CR-10 becomes CR-3727.

go 3.0 mi

13. Turn **RIGHT** onto **75TH ST SE**.

go 1.3 mi

14. 14226 75TH ST SE is on the **RIGHT**.

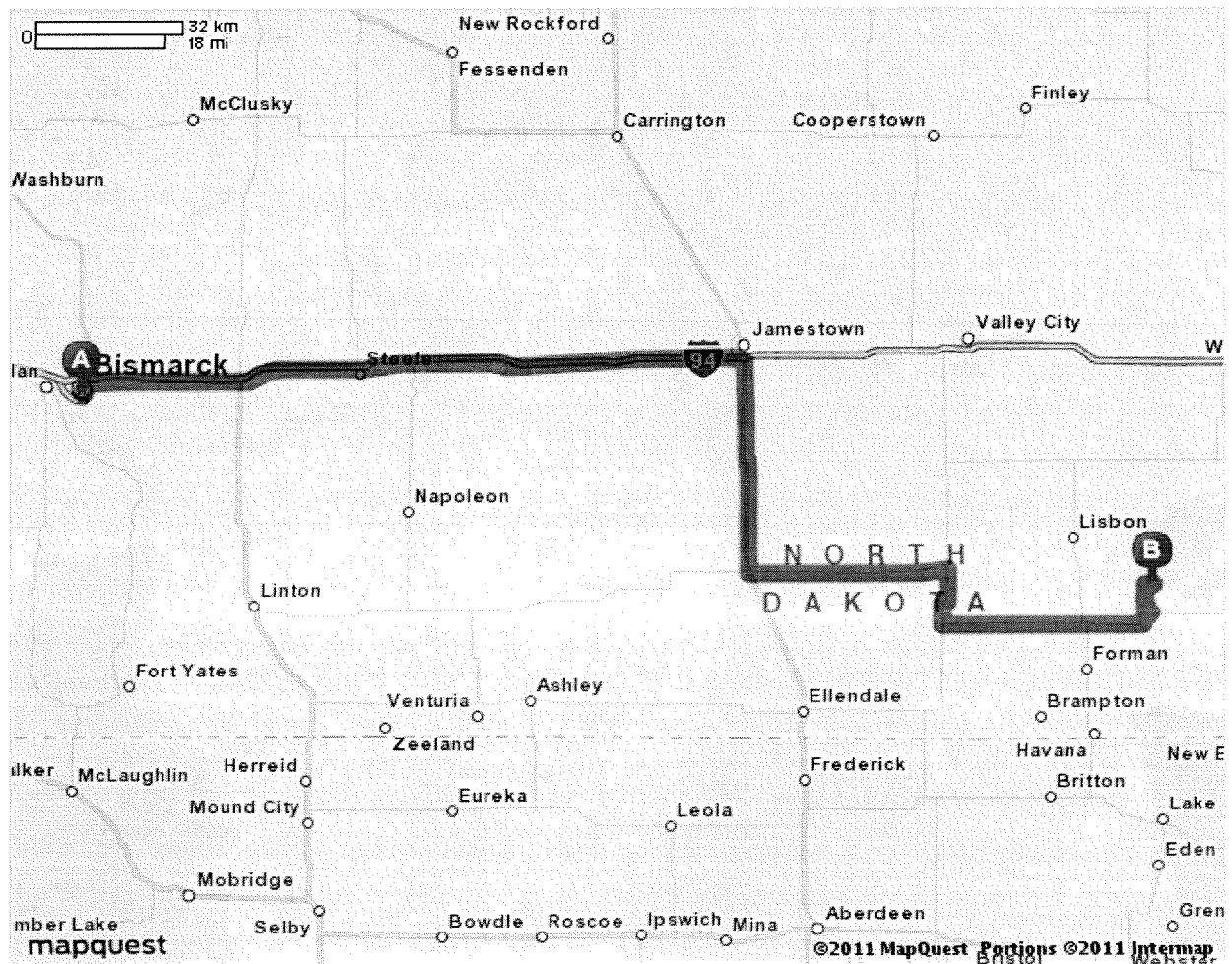
go 0.0 mi



Sundale Hutterian Association - (701) 427-5897
14226 75th St SE, Milnor, ND 58060

Total Travel Estimate : 216.12 miles - about 3 hours 42 minutes

Route Map [Hide](#)



All rights reserved. Use subject to License/Copyright | [Map Legend](#)

Directions and maps are informational only. We make no warranties on the accuracy of their content, road conditions or route usability or expeditiousness. You assume all risk of use. MapQuest and its suppliers shall not be liable to you for any loss or delay resulting from

List of Evidence for Hutterite colonies as USDA farm subsidy recipients
Subject: Willow Bank Hutterian Association, Edgeley, ND 58433
Location by State: North Dakota
Form and Version of Evidence:
[Short Form for Original Evidence (Long Form) and New Evidence 1]
Timeframe of Evidence as Webpages: 2009-2011
Status: Investigation as EO (Exempt Organization)
Topic: Short Form includes Findings from Original Evidence (Long Form) and
New Evidence 1, and Conclusion from New Evidence 1

Section SF. List of Short Form of Evidence for OE and NE 1

- 1) EWG 'Search Result' and 'Farm Location(s)' webpages (10/26/2009) for data 1995-2006
Both from Environmental Working Group's Farm Subsidy Database - [<http://farm.ewg.org/>]
Evidence included: yes
- 2) EWG 'Ownership Interest(s)' webpage(s) (10/26/2009) for data 1995-2006
From Environmental Working Group's Farm Subsidy Database - [<http://farm.ewg.org/>]
Evidence included: yes
- 3) EWG dataset (7/21/2011) for data 1995-2010
From Environmental Working Group's Farm Subsidy Database - [<http://farm.ewg.org/>]
Evidence included: yes
- 4) IRS Exempt Organization (EO) data webpage(s) from [www.irs.gov]
EO File URL: [<http://www.irs.gov/taxstats/charitablestats/article/0,,id=97186,00.html>]
EO File Date (for OE): (12/7/2009 is date EO file was downloaded from IRS website to CD)
EO File Date (for NE 1): (not included)
Evidence included: yes
- 5) IRS EO/BMF Data Decoded page
Evidence included: yes
- 6) Melissa Data webpage(s) (10/26/2009) and (7/21/2011) from [www.melissadata.com]
Evidence included: yes
- 7) Manta data webpage(s) (10/26/2009) from [www.manta.com]
Evidence included: yes
- 8) Hutterite Surnames page
Evidence included: no
- 9) Hutterite Directory webpage(s) (10/26/2009)
From [www.cedrontech.com], or link from [www.hutterites.org]
Evidence included: yes
- 10) Contact Information page(s)
Evidence included: yes
- 11) MapQuest webpage(s) (5/26/2011) from [www.mapquest.com]
Evidence included: yes

Note:

All evidence has been introduced for the original evidence (long form) and/or the new evidence 1, except the 'Contact Information' page and the 'MapQuest' webpage which are introduced as evidence for the 'Short Form of Evidence for OE and NE 1'.

List of Evidence for Hutterite colonies as USDA farm subsidy recipients

Subject: Willow Bank Hutterian Association, Edgeley, ND 58433

Location by State: North Dakota

Status: Investigation as EO (Exempt Organization)

Topic: Findings, for Section LF and Section SF, Version 1

Findings (for Section LF and Section SF, Version 1):

1:

Willow Bank Hutterian Association is confirmed as a Hutterite colony and member of the Hutterian Brethren Church based on data for ID as a Hutterite colony. Willow Bank (Willowbank) Colony is a recognized Hutterite colony and Willowbank Colony is included in the Hutterite Directory. Manta company profile data recognizes [Willowbank Hutterian Brethren Association, Edgeley, ND 58433] and their business category is Ranches. A association of Willow Bank (Willowbank) Hutterians is the same identity as the Willow Bank (Willowbank) Hutterian Brethren.

Data for Willow Bank Hutterian Association for ID as a Hutterite colony:

1) Name: Willow Bank Hutterian Association, Edgeley, ND 58433

2) Manta data (2):

[Willowbank Hutterian Brethren Association, 8827 76th St Se, Edgeley, ND 58433]

[Business Category: Ranches]

3) FEEFHS/Hutterite colony data:

[Year Founded | Colony Name | Location: City (ND) | Parent Colony | Leading Surnames

1984 | Willow Bank | Edgeley | Fairview | Hofer, Wipf]

4) Rocky Cape Christian Community/Hutterite colony data:

[Willowbank, ND, 1984 - present (note: Schmiedeleut)]

5) Hutterite Directory (for Willowbank Colony):

[Willowbank, 8827 - 76th St. SE, Edgeley, ND 58433]

2:

IRS EO/BMF data found but the organization name is not the same as the USDA business name. The 2 names are similar and in the same location so there is a possibility that the 2 names are the same identity.

USDA Business Name and Location:

[Willow Bank Hutterian Association, Edgeley, ND 58433]

IRS Organization Name and Location:

[Willowbank Hutterian Brethren Inc Willowbank Colony, Edgeley, ND 58433-9591]

If the 2 names are the same identity then the IRC section '501(d) Apostolic and religious organization' and the ruling date 01/1995 indicate the organization received USDA farm subsidies during the timeframe 1995-2006 as a tax-exempt nonprofit religious organization.

3:

IRS EO/BMF data indicates the organization is not required to file Form 990. Data from NCCS, Melissa Data, and TaxExemptWorld.com for the same organization indicates the organization is not required to file Form 990. The organization is classified as IRC section 501(d) and files Form 1065 so the data for Form 990 is correct.

NCCS data for organization name is the same as the IRS organization name and indicates the organization is active as of 10/26/09.

4:

Comparison of IRS EO/BMF data with NCCS, Melissa Data, and TaxExemptWorld.com data:

[Data Date: (IRS 12/7/2009), (NCCS, Melissa Data, and TaxExemptWorld.com, 10/26/2009)]

[Data: EIN, Organization Name, Location by State, IRC Section, Ruling Date]

[450393202, Willowbank Hutterian Brethren Inc Willowbank Colony, ND, 501(d), 01/1995 = IRS]

[450393202, Willowbank Hutterian Brethren Inc Willowbank Colony, ND, 501(d), 1995 = NCCS]

[450393202, Willowbank Hutterian Brethren Inc Willowbank Colony, ND, 501(d), 01-1995 = Melissa Data]

[no data....., Willowbank Hutterian Brethren Inc Willowbank Colony, ND, 501(d), 01/1995 = TaxExemptWorld.com]

Comparison of data demonstrates all data is the same basic data.

5:

Different Business Names:

1) Manta data (2):

[Willowbank Hutterian Brethren Association also does business as Willowbank Sewing Products]

6:

Dataset for timeframe 1995-2006:

Identity of USDA farm subsidy recipient:

[Willow Bank Hutterian Association, Edgeley, ND 58433]

USDA farm subsidy total:

1) Subsidy Total 1995-2006: \$1,050,897.77 (note: exact calculation)

2) Subsidy Payments 1995-2006 Total: \$1,050,898 (note: rounded off calculation)

IRC Section: (unknown)

Ruling Date: (unknown)

Operating As: Hutterite colony

> Findings for Section NE 1, for:

[Willow Bank Hutterian Association, Edgeley, ND 58433]

(page 1)

1:

Refer to the original findings for Section LF for data. This findings includes updated data.

2(a):

The Melissa Data webpage data for [Willowbank Hutterian Brethren Inc Willowbank Colony] is the same for the new data from 7/21/2011 and the original data from 10/26/2009 found in Section LF.

2(b):

Comparison of Melissa Data data with [IRS EO/BMF data and Melissa Data data as original data from Section LF]:

[Data Date: (Melissa Data 7/21/2011), (IRS 12/7/2009, Melissa Data 10/26/2009)]

[Data: EIN, Organization Name, Location by State, IRC Section, Ruling Date]

[450393202, Willowbank Hutterian Brethren Inc Willowbank Colony, ND, 501(d), 01/1995 = IRS]

[450393202, Willowbank Hutterian Brethren Inc Willowbank Colony, ND, 501(d), 01-1995 = Melissa Data]

[450393202, Willowbank Hutterian Brethren Inc Willowbank Colony, ND, 501(d), 01-1995 = Melissa Data (7/21/2011)]

Comparison of data demonstrates all data is the same basic data.

2(c):

Melissa Data address comparison:

[Willowbank Hutterian Brethren Inc Willowbank Colony, 8826 76th St SE, Edgeley, ND 58433-9591 = Melissa Data (10/26/2009)]

[Willowbank Hutterian Brethren Inc Willowbank Colony, 8826 76th St SE, Edgeley, ND 58433-9591 = Melissa Data (7/21/2011)]

Comparison of data demonstrates the addresses are the same.

2(d):

The Employer Identification Number (EIN) from 2(b) is the same for all 3 datasets so the data is for the same organization. The comparison data for Melissa Data in 2(b) and 2(c) is the same from 7/21/2011 and 10/26/2009.

3:

IRS EO/BMF data (12/7/2009):

1) Name:

[Willowbank Hutterian Brethren Inc Willowbank Colony
8826 76th St SE, Edgeley, ND 58433-9591]

2) Employer Identification Number (EIN): 450393202

3) IRC Section: 501(d) Apostolic and religious organization

4) Ruling Date: 01/1995

Melissa Data (7/21/2011):

1) Name:

[Willowbank Hutterian Brethren Inc Willowbank Colony
8826 76th St SE, Edgeley, ND 58433-9591]

2) Tax I.D. Number: 450393202

3) IRS Subsection: 501(d) - A religious and apostolic association.

4) Exempt Since: 01-1995

> Findings for Section NE 1, for:

[Willow Bank Hutterian Association, Edgeley, ND 58433]

(page 2)

4:

Update for findings for IRS data (Section LF and Section NE 1):

a:

The IRS organization name is not the same as the USDA business name. The 2 names are similar and in the same location so there is a possibility that the 2 names are the same identity. If the 2 names are the same identity then the IRC section '501(d) Apostolic and religious organization' and the ruling date 01/1995 indicate the organization received USDA farm subsidies during the timeframe 1995-2010 as a tax-exempt nonprofit religious organization.

b:

'Summary' data shows that the farm subsidy payment data for the calculation of the USDA farm subsidy total for 1995-2010 applies to 1995-2010.

5:

Melissa Data can be established as a valid data source for IRS data from [Findings for documentation as evidence for Hutterite colonies as USDA farm subsidy recipients] that will establish that there are 100 organizations with IRS EO/BMF data and Melissa Data data with the same IRS Employer Identification Number (EIN) and Melissa Data data that can be converted to decoded IRS EO/BMF data, so the data is for the same organization.

> Conclusion for Section NE 1, for:

[Willow Bank Hutterian Association, Edgeley, ND 58433]

(page 1)

1:

This conclusion is a updated version of the original conclusion for Section LF so refer to this updated conclusion as the new conclusion for Section LF. This conclusion includes a updated dataset with data for timeframe 1995-2010.

2(a):

The IRS organization name is not the same as the USDA business name. The 2 names are similar and in the same location so there is a possibility that the 2 names are the same identity. If the 2 names are the same identity then the IRC section '501(d) Apostolic and religious organization' and the ruling date 01/1995 indicate the organization received USDA farm subsidies during the timeframe 1995-2010 as a tax-exempt nonprofit religious organization.

2(b):

'Summary' data shows that the farm subsidy payment data for the calculation of the USDA farm subsidy total for 1995-2010 applies to 1995-2010.

3:

Dataset for timeframe 1995-2010:

Identity of USDA farm subsidy recipient:

[Willow Bank Hutterian Association, Edgeley, ND 58433]

USDA farm subsidy total:

1) Subsidy Total 1995-2010: \$1,445,967.77 (note: exact calculation)

2) Subsidy Payments 1995-2010 Total: \$1,445,968 (note: rounded off calculation)

3) 'Summary' data shows that the farm subsidy payment data for the calculation of the USDA farm subsidy total for 1995-2010 applies to 1995-2010.

IRC Section: (unknown)

Ruling Date: (unknown)

Operating As: Hutterite colony

> Conclusion for Section NE 1, for:

[Willow Bank Hutterian Association, Edgeley, ND 58433]

(page 2)

4:

Recommendation:

> Step 1

Determine IRS organization name as same identity as USDA business name.

USDA Business Name and Location:

[Willow Bank Hutterian Association, Edgeley, ND 58433]

IRS Organization Name and Address:

[Willowbank Hutterian Brethren Inc Willowbank Colony

8826 76th St SE, Edgeley, ND 58433-9591]

> Step 2

If a determination of IRS organization name as same identity as USDA business name cannot be made then a investigation is necessary to find IRC section data from the IRS Business Master File (BMF) for:

Name: Willow Bank Hutterian Association, Edgeley, ND 58433

Timeframe for IRC section data: 1995-2010

Data from Section LF:

Hutterite Directory (for Willowbank Colony):

[Willowbank, 8827 - 76th St. SE, Edgeley, ND 58433]

Different Business Names:

1) Manta data (2):

[Willowbank Hutterian Brethren Association also does business as Willowbank Sewing

Products], [Willowbank Hutterian Brethren Association, 8827 76th St Se, Edgeley, ND 58433]

environmental working group's Farm Subsidy Database



179,101,597

NEW 2007 Direct Payment Subsidy Overview

NEW Press Release

[2008 Farm Subsidy Database Update](#)

[2008 Summary](#)

[2008 News Release](#)

[EWG's Policy Analysis Database](#)

READ MULCH
Updates, commentary,
& your feedback

NEW!

- [Full Disclosure: Who really benefits from federal farm subsidies](#)
- [What's in the new Farm Bill 2007 Database?](#)
- [New Farm Bill Web Site Generates Media Storm](#)

[Congressional District Ranking](#)

EWG Farm Subsidy Database

Corporate Subsidy Recipients 1 to 1 of 1 in North Dakota

Business Name: WILLOW BANK

Rank	Name	Location	Subsidy Total 1995-2006
1	Willow Bank Hutterian Association	Edgeley, ND 58433	\$ 1,050,897.77

Related Content

Farms Receiving Government

Payments

Speech: Farm Policy For The Rest of

Us

environmental working group's Farm Subsidy Database



179,101,741

NEW 2007 Direct Payment Subsidy Overview

NEW Press Release

[2008 Farm Subsidy Database Update](#)

[2008 Summary](#)

[2008 News Release](#)

USDA subsidy information for Willow Bank Hutterian Association

Willow Bank Hutterian Association: [Summary](#) | [Programs](#) | [Programs by year](#) | [Farm Location\(s\)](#) | [Ownership Interest\(s\)](#)

Addresses on file with USDA for Willow Bank Hutterian Association

USDA county office from which subsidies were paid:	Subsidy Payments 1995-2006	Most recent address on file in USDA county office
LaMoure County, North Dakota	\$1,050,898	Willow Bank Hutterian Association Edgeley, ND 58433
Total	\$1,050,898	

[EWG's Policy Analysis Database](#)

READ MULCH
Updates, commentary,
& your feedback

NEW!

- [Full Disclosure: Who really benefits from federal farm subsidies](#)
- [What's in the new Farm Bill 2007 Database?](#)
- [New Farm Bill Web Site Generates Media Storm](#)

[Congressional District Ranking](#)

Related Content

Farms Receiving Government

Payments

Speech: Farm Policy For The Rest of
Us

environmental working group's Farm Subsidy Database



179,101,792

NEW 2007 Direct Payment Subsidy Overview NEW Press Release

[2008 Farm Subsidy Database Update](#)

[2008 Summary](#)

[2008 News Release](#)

[EWG's Policy Analysis Database](#)

READ MULCH
Updates, commentary,
& your feedback

NEW!

- [Full Disclosure: Who really benefits from federal farm subsidies](#)
- [What's in the new Farm Bill 2007 Database?](#)
- [New Farm Bill Web Site Generates Media Storm](#)

[Congressional District Ranking](#)

Related Content

Farms Receiving Government

Payments

Speech: Farm Policy For The Rest of
Us

USDA subsidy information for Willow Bank Hutterian Association

Willow Bank Hutterian Association: [Summary](#) | [Programs](#) | [Programs by year](#) | [Farm Location\(s\)](#) | [Ownership Interest\(s\)](#)

Ownership shares for Willow Bank Hutterian Association

Pick year for ownership information

USDA county office/Ownership:	Percentage Share*
Willow Bank Hutterian Association ownership information from 2006 LaMoure County, North Dakota	
Members/willow Bank Hutterian Edgeley, ND 58433	100.00 %

* According to USDA percentage shares for ownership may not reflect share of subsidy payments. EWG review shows that share information on file with USDA may not always equal 100 percent.

environmental working group's Farm Subsidy Database



179,101,836

NEW 2007 Direct Payment Subsidy Overview

NEW Press Release

[2008 Farm Subsidy Database Update](#)

[2008 Summary](#)

[2008 News Release](#)

[EWG's Policy Analysis Database](#)

READ MULCH
Updates, commentary,
& your feedback

NEW!

- [Full Disclosure: Who really benefits from federal farm subsidies](#)
- [What's in the new Farm Bill 2007 Database?](#)
- [New Farm Bill Web Site Generates Media Storm](#)

[Congressional District Ranking](#)

Related Content

Farms Receiving Government

Payments

Speech: Farm Policy For The Rest of
Us

USDA subsidy information for Members/willow Bank Hutterian

Members/willow Bank Hutterian: [Farm Location\(s\)](#) | [Recipient ownership share\(s\)](#)

Recipient's ownership share(s)

Recipient:	County	Percentage Share*
Willow Bank Hutterian Association	LaMoure County, North Dakota	100.0 %

* Percentage share information is from 2006. According to USDA percentage shares for ownership may not reflect share of subsidy payments. EWG review shows that share information on file with USDA may not equal 100 percent.



EWG Farm Subsidy Database

Corporate Subsidy Recipients 1 to 1 of 1 in North Dakota

Business Name: **WILLOW BANK**

Rank	Name	Location	Subsidy Total 1995-2010
1	<u>Willow Bank Hutterian Association</u>	Edgeley, ND 58433	\$ 1,445,967.77

Note: The information on conservation spending for 2010 is incomplete due to missing data from USDA's Natural Resource Conservation Service. Payment data currently are not included for the Environmental Quality Incentives Program, but will be added once NRCS makes it available.

The information provided for the Wetland Reserve Program (WRP) provides an inaccurate picture of how WRP payments are distributed. USDA's Natural Resource Conservation Service uses title companies as intermediaries to finalize wetlands easements under the Wetlands Reserve Program. As a result, the data provided to us shows large sums of money going to these title companies. In reality the payments are ultimately distributed to landowners participating in the WRP.

Unfortunately, NRCS has not provided the data to show where these farms and wetlands are located or which farmers or landowners are enrolling in the program, so EWG is unable to allocate these large sums of money to individuals beyond the title companies. Therefore, these companies skew the conservation rankings and payment concentration, which EWG cannot avoid unless and until NRCS makes available the additional farm attribution data. Therefore, we have not included WRP payments in the 2010 data update.

Finally, we have separated data on farm commodity, disaster and conservation payments in order to provide a more accurate picture of top recipients and concentration of payments among the three main categories of USDA programs.



USDA subsidy information for Willow Bank Hutterian Association

Addresses on file with USDA for Willow Bank Hutterian Association

USDA county office from which subsidies were paid:	Subsidy Payments 1995-2010	Most recent address on file in USDA county office
Dickey County, North Dakota	\$11,370	Willow Bank Hutterian Association Edgeley, ND 58433
LaMoure County, North Dakota	\$1,434,598	Willow Bank Hutterian Association Edgeley, ND 58433
Total	\$1,445,968	

Note: The information on conservation spending for 2010 is incomplete due to missing data from USDA's Natural Resource Conservation Service. Payment data currently are not included for the Environmental Quality Incentives Program, but will be added once NRCS makes it available

The information provided for the Wetland Reserve Program (WRP) provides an inaccurate picture of how WRP payments are distributed. USDA's Natural Resource Conservation Service uses title companies as intermediaries to finalize wetlands easements under the Wetlands Reserve Program. As a result, the data provided to us shows large sums of money going to these title companies. In reality, the payments are ultimately distributed to landowners participating in the WRP.

Unfortunately, NRCS has not provided the data to show where these farms and wetlands are located or which farmers or landowners are enrolling in the program, so EWG is unable to allocate these large sums of money to individuals beyond the title companies. Therefore, these companies skew the conservation rankings and payment concentration, which EWG cannot avoid unless and until NRCS makes available the additional farm attribution data. Therefore, we have not included WRP payments in the 2010 data update.

Finally, we have separated data on farm commodity, disaster and conservation payments in order to provide a more accurate picture of top recipients and concentration of payments among the three main categories of USDA programs.



Willow Bank Hutterian Association received payments totaling \$1,445,968 from 1995 through 2010

Year	Conservation Subsidies	Disaster Subsidies	Commodity Subsidies	Total USDA Subsidies 1995-2010
1995	\$369	\$0	\$7,440	\$7,809
1996	\$0	\$0	\$7,439	\$7,439
1997	\$0	\$3,106	\$9,590	\$12,696
1998	\$0	\$0	\$52,009	\$52,009
1999	\$0	\$0	\$91,214	\$91,214
2000	\$0	\$0	\$147,439	\$147,439
2001	\$0	\$0	\$140,412	\$140,412
2002	\$0	\$0	\$16,173	\$16,173
2003	\$0	\$0	\$72,981	\$72,981
2004	\$0	\$0	\$114,411	\$114,411
2005	\$0	\$80,000	\$235,508	\$315,508
2006	\$0	\$0	\$72,806	\$72,806
2007	\$0	\$0	\$40,000	\$40,000
2008	\$0	\$56,131	\$91,744	\$147,875
2009	\$0	\$0	\$33,292	\$33,292
2010	\$0	\$141,259	\$32,644	\$173,903
Total	\$369	\$280,496	\$1,165,103	\$1,445,968

Crop Summary for Willow Bank Hutterian Association

Crop	Payments 1995-2010
Corn Subsidies**	\$586,750
Soybean Subsidies**	\$250,797
Wheat Subsidies**	\$160,172
Livestock Subsidies	\$54,850
Barley Subsidies**	\$22,128
Dairy Program Subsidies	\$17,572
Sunflower Subsidies**	\$7,531
Oat Subsidies**	\$1,667
Mustard Seed Subsidies**	\$599
Sorghum Subsidies**	\$13

Counties where payments were made from

County	Subsidy Payments 1995-2010
Dickey County, North Dakota	\$11,370
LaMoure County, North Dakota	\$1,434,598
Total	\$1,445,968

Note: The information on conservation spending for 2010 is incomplete due to missing data from USDA's Natural Resource Conservation Service. Payment data currently are not included for the Environmental Quality Incentives Program, but will be added once NRCS makes it available

The information provided for the Wetland Reserve Program (WRP) provides an inaccurate picture of how WRP payments are distributed. USDA's Natural Resource Conservation Service uses title companies as intermediaries to finalize wetlands easements under the Wetlands Reserve Program. As a result, the data provided to us shows large sums of money going to these title companies. In reality, the payments are ultimately distributed to landowners participating in the WRP

Unfortunately, NRCS has not provided the data to show where these farms and wetlands are located or which farmers or landowners are enrolling in the program, so EWG is unable to allocate these large sums of money to individuals beyond the title companies. Therefore, these companies skew the conservation rankings and payment concentration, which EWG cannot avoid unless and until NRCS makes available the additional farm attribution data. Therefore, we have not included WRP payments in the 2010 data update.

Finally, we have separated data on farm commodity, disaster and conservation payments in order to provide a more accurate picture of top recipients and concentration of payments among the three main categories of USDA programs

USDA subsidy information for **Willow Bank Hutterian Association****Payment Breakdown**

Subsidy Program	Total Payments 1995-2010
Total USDA - Subsidies	\$1,445,968
<i>Subtotal, Farming Subsidies</i>	\$1,165,103
<i>Subtotal, Conservation Programs</i>	\$369
<i>Subtotal, Disaster Payments</i>	\$280,496

Commodity subsidy breakdown

Subsidy Program	Total Payments 1995-2010
Subtotal, Farming Subsidies	\$1,165,103
<i>Total Direct Payments</i>	\$282,731
Direct Program Payments - 2008 Farm Bill	\$14,189
Direct Payment - Barley	\$120
Direct Payment - Corn	\$111,456
Direct Payment - Mustard Seed	\$599
Direct Payment - Oats	\$226
Direct Payment - Soybeans	\$89,466
Direct Payment - Sunflower	\$7,531
Direct Payment - Wheat	\$59,144
<i>Total Counter Cyclical Payments</i>	\$99,988
Counter Cyclical Payment - Corn	\$99,988
Counter Cyclical Payment - Oats	\$0
Counter Cyclical Payment - Soybeans	\$0
Counter Cyclical Payment - Wheat	\$0
<i>Average Crop Revenue Election Program (ACRE)</i>	\$51,747
ACRE - Direct Payments	\$19,103
ACRE - Revenue Support	\$32,644
<i>Production Flexibility Contracts</i>	\$111,800
Production Flexibility - Barley	\$12,640
Production Flexibility - Corn	\$39,428
Production Flexibility - Oats	\$724
Production Flexibility - Sorghum	\$7
Production Flexibility - Wheat	\$59,001

<i>Mkt. Loss Asst. - Commodity Crops</i>	\$75,210
Market Loss Assistance - Barley	\$9,341
Market Loss Assistance - Corn	\$26,428
Market Loss Assistance - Oats	\$666
Market Loss Assistance - Sorghum	\$6
Market Loss Assistance - Wheat	\$38,769
<i>Market Loss Assistance - Non-commodity</i>	\$17,572
Market Loss Assistance - Dairy	\$17,572
<i>Oilseed Program</i>	\$13,164
Oilseed Program - Soybean	\$13,164
<i>Deficiency Payments</i>	\$1,761
Advance Deficiency - Barley	\$1,077
Deficiency - Barley	\$-1,050
Advance Deficiency - Corn	\$1,454
Deficiency - Corn	\$229
Deficiency - Oats	\$51
Advance Deficiency - Wheat	\$3,148
Deficiency - Wheat	\$-3,148
<i>Loan Deficiency Payments</i>	\$367,174
Loan Deficiency - Corn	\$215,749
Loan Deficiency - Soybeans	\$151,113
Loan Def. Refund - Soybean	\$-2,946
Loan Deficiency - Wheat	\$3,258
<i>Total Commodity Certificates</i>	\$74,898
Commodity Certificates - Corn	\$74,898
<i>Marketing Loan Gains</i>	\$17,120
Market Gains Farm - Corn	\$17,120
<i>Total Livestock Indemnity Program</i>	\$51,744
Livestock Indemnity Payments	\$51,744
<i>Misc. Farm - Subsidies</i>	\$194
Interest Penalty Payments	\$194

Conservation subsidy breakdown

Subsidy Program	Total Payments 1995-2010
Subtotal, Conservation Programs	\$369
<i>Agricultural Conservation Program</i>	\$369
ACP - Regular	\$369

Disaster subsidy breakdown

Subsidy Program	Total Payments 1995-2010
Subtotal, Disaster Payments	\$280,496
<i>Supplemental Revenue Assistance Payments Program</i>	\$100,000

SURE - Program Payments	\$9,231
SURE - 2010 Recovery Act Payments for Crop Year 2008	\$90,769
<i>Misc. Disaster Payments</i>	\$177,390
Crop Disaster - Program	\$136,131
2009 Crop Assistance Program	\$41,259
<i>Livestock Disaster / Emergency</i>	\$3,106
Emergency Feed Grain Donation	\$3,106

Note: The information on conservation spending for 2010 is incomplete due to missing data from USDA's Natural Resource Conservation Service. Payment data currently are not included for the Environmental Quality Incentives Program, but will be added once NRCS makes it available.

The information provided for the Wetland Reserve Program (WRP) provides an inaccurate picture of how WRP payments are distributed. USDA's Natural Resource Conservation Service uses title companies as intermediaries to finalize wetlands easements under the Wetlands Reserve Program. As a result, the data provided to us shows large sums of money going to these title companies. In reality, the payments are ultimately distributed to landowners participating in the WRP.

Unfortunately, NRCS has not provided the data to show where these farms and wetlands are located or which farmers or landowners are enrolling in the program, so EWG is unable to allocate these large sums of money to individuals beyond the title companies. Therefore, these companies skew the conservation rankings and payment concentration, which EWG cannot avoid unless and until NRCS makes available the additional farm attribution data. Therefore, we have not included WRP payments in the 2010 data update.

Finally, we have separated data on farm commodity, disaster and conservation payments in order to provide a more accurate picture of top recipients and concentration of payments among the three main categories of USDA programs.

USDA subsidy information for **Willow Bank Hutterian Association****Ownership shares for Willow Bank Hutterian Association**

Pick year for ownership information

USDA county office/Ownership:	Percentage Share*
Willow Bank Hutterian Association ownership information from 2008 LaMoure County, North Dakota	
<u>Members/willow Bank Hutterian</u>	100.00%

* According to USDA percentage shares for ownership may not reflect share of subsidy payments. EWG review shows that share information on file with USDA may not always equal 100 percent. Most recent percentage share information is from 2008. Future release of this information was barred by law in the 2008 Farm Bill.

Note: The information on conservation spending for 2010 is incomplete due to missing data from USDA's Natural Resource Conservation Service. Payment data currently are not included for the Environmental Quality Incentives Program, but will be added once NRCS makes it available.

The information provided for the Wetland Reserve Program (WRP) provides an inaccurate picture of how WRP payments are distributed. USDA's Natural Resource Conservation Service uses title companies as intermediaries to finalize wetlands easements under the Wetlands Reserve Program. As a result, the data provided to us shows large sums of money going to these title companies. In reality, the payments are ultimately distributed to landowners participating in the WRP.

Unfortunately, NRCS has not provided the data to show where these farms and wetlands are located or which farmers or landowners are enrolling in the program, so EWG is unable to allocate these large sums of money to individuals beyond the title companies. Therefore, these companies skew the conservation rankings and payment concentration, which EWG cannot avoid unless and until NRCS makes available the additional farm attribution data. Therefore, we have not included WRP payments in the 2010 data update.

Finally, we have separated data on farm commodity, disaster and conservation payments in order to provide a more accurate picture of top recipients and concentration of payments among the three main categories of USDA programs.



USDA subsidy information for **Members/willow Bank Hutterian**

Recipient's ownership share(s)

Recipient:	County	Percentage Share*
	LaMoure County, North Dakota	100.0 %
<u>Willow Bank Hutterian Association</u>	LaMoure County, North Dakota	100.0 %
	LaMoure County, North Dakota	100.0 %

* Most recent percentage share information is from 2008. According to USDA percentage shares for ownership may not reflect share of subsidy payments. EWG review shows that share information on file with USDA may not equal 100 percent.

Note: The information on conservation spending for 2010 is incomplete due to missing data from USDA's Natural Resource Conservation Service. Payment data currently are not included for the Environmental Quality Incentives Program, but will be added once NRCS makes it available.

The information provided for the Wetland Reserve Program (WRP) provides an inaccurate picture of how WRP payments are distributed. USDA's Natural Resource Conservation Service uses title companies as intermediaries to finalize wetlands easements under the Wetlands Reserve Program. As a result, the data provided to us shows large sums of money going to these title companies. In reality, the payments are ultimately distributed to landowners participating in the WRP.

Unfortunately, NRCS has not provided the data to show where these farms and wetlands are located or which farmers or landowners are enrolling in the program, so EWG is unable to allocate these large sums of money to individuals beyond the title companies. Therefore, these companies skew the conservation rankings and payment concentration, which EWG cannot avoid unless and until NRCS makes available the additional farm attribution data. Therefore, we have not included WRP payments in the 2010 data update.

Finally, we have separated data on farm commodity, disaster and conservation payments in order to provide a more accurate picture of top recipients and concentration of payments among the three main categories of USDA programs.

450204643	WILLISTON LODGE NO 239	LYONAL ORDER OF MOOSE	
101 2ND ST W	WILLISTON		ND58801-602900020891
19350810003003638250100000020090455010		0400000008806310000000923952	
0000000923952	239		
456037474	WILLISTON POLICE ASSOCIATION		
PO BOX 1083	WILLISTON		ND58802-108300000433
19760820012526352850100000020071200020		12000000000000000000000000000000	
00000000000000			
450432456	WILLISTON SEA LIONS INC		
PO BOX 122	WILLISTON		ND58802-012200000331
19950711528700000010100000020080933010		0900000000429490000000050105	
0000000050105	N67Z		
456012226	WILLISTON STATE COLLEGE FOUNDATION		
PO BOX 1204	WILLISTON		ND58802-120400000331
19631011505900000010100000020080687010		0600000104915600000006070668	
0000002096122	B110		
450434754	WILLISTON TEEN CENTER INC		
721 2ND AVE E	WILLISTON		ND58801-542100000331
199507115037000000101000000	99020	12	
B80C			
311634627	WILLOW BUTTE SUNSHINE CLUB		
PO BOX 52	DODGE		ND58625-005200000331
19990311500000000010100000020031200020		12000000000000000000000000000000	
00000000000000	A20		
510171792	WILLOW CITY CIVIC IMPROVEMENT ASSOCIATION		
PEGGY PRELLWITZ	102 MAIN ST		WILLOW
CITY	ND58384-414400000433	19760120038138200010100000020090500020	
05000000000000000000000000000000	00000000000000		
450364699	WILLOW CITY SENIOR CITIZENS CLUB INC		
PO BOX 124	WILLOW CITY		ND58384-012400000331
198401115575000000132000000	97020	09	
450379587	WILLOW CREEK LUTHERAN CHURCH		
115 4TH AVE E	OVERLY		ND58384-500793860397
198804110001000000101000000	00060	12	
450393202	WILLOWBANK HUTTERIAN BRETHREN INC	WILLOWBANK COLONY	
8826 76TH ST SE	EDGELEY		ND58433-959100004031
199501200003000000101000000	00000	12	
261711522	WILLYS WINGS		
769-48 ST SO	FARGO		ND58103-000000000331
200904115000000000101000000	00020	12	
P60			
237076335	WILTON COMMUNITY PROGRESS CORPORATION		
PO BOX 477	WILTON		ND58579-047700000433
19701220038200000010100000020081243010		1200000003507360000000094118	
0000000094118			
456037477	WILTON PIONEER ACTIVITY CENTER INC		
42 DAKOTA AVENUE	WILTON		ND58579-000000000331
19750611657500000010100000020071200020		12000000000000000000000000000000	
00000000000000			
450310038	WIMBLEDON COMMUNITY IMPROVEMENT CORPORATION		
PO BOX 153	WIMBLEDON		ND58492-015300000433
19701220039900000010100000020071200020		12000000000000000000000000000000	
00000000000000			
237051457	WIMBLEDON COMMUNITY MUSEUM		
% LES KOLL	1306 97TH AVE SE		
WIMBLEDON	ND58492-951500000332		

IRS EO/BMF Data Decoded

Subject: Willow Bank Hutterian Association, Edgeley, ND 58433

EO/BMF Name: Willowbank Hutterian Brethren Inc Willowbank Colony

EO File URL: [http://www.irs.gov/taxstats/charitablestats/article/0,,id=97186,00.html]

EO File by State: North Dakota

EO File MS-DOS Name: EO_ND.EXE

EO File Updated: 11-12-09

EO File Date: 12/7/09

EO File EO/BMF Data Sequence:

450393202WILLOWBANK HUTTERIAN BRETHREN INC WILLOWBANK COLONY
 8826 76TH ST SE EDGELEY ND58433-959100004031
 199501200003000000101000000 00000 12

Note:

The font of this data sequence, as Times New Roman, is not the same as the font of the original EO/BMF data so the spacing steps of this data sequence may be different from the original EO/BMF data. The data fields are the same as the original EO/BMF data.

EO/BMF data sequence decoded for EIN, IRC Section, and Ruling Date:

<u>EO/BMF Data</u>	<u>EO/BMF Data Field</u>
450393202	Employer Identification Number (EIN)
WILLOWBANK HUTTERIAN BRETHREN INC WILLOWBANK COLONY	Primary Name of Organization
(no data)	In Care of Name (CO) (if present)
8826 76TH ST SE	Street Address
EDGELEY	City
ND	State
58433-9591	Zip Code (note: Zip+4)
0000	Group Exemption Number (GEN)
40	Subsection Code (SS)
3	Affiliation Code (AF)
1	Classification Code(s) (CL)
199501	Ruling Date (RD)

<u>Subsection Code</u>	<u>Classification Code</u>	<u>IRC Section (IRM Table)</u>	<u>IRC Section (SOI Table)</u>
40	1	501(d) Apostolic and religious organization	501(d) Apostolic and Religious Org.

<u>Ruling Date Data</u>	<u>Ruling Date Data Form</u>	<u>Ruling Date</u>
199501	YYYYMM (year and month)	01/1995



1-800-MELISSA

[Products](#)[Solutions](#)[Downloads & Trials](#)[Support](#)[Resources](#) |

International Address Verification

Validate, Cleanse and Ensure Deliverability- 24 hours a day

► [Click here for Address Doctor](#)

Nonprofit Organization Lookup

Enter a 5-digit ZIP Code, organization name or 9-digit Tax ID

WILLOWBANK HUTTERIAN BRETHREN INC WILLOWBANK COLONY	
Address	8826 76TH ST SE EDGELEY, ND 58433-9591 MapG MapY MapV
IRS Subsection	501(d) - A religious and apostolic association.
Type of Organization	Corporation
Deductibility	Contributions are NOT deductible
Tax I.D. Number	450393202
Exempt Since	01-1995
Form 990 Requirement	Not required to file 990
Activity #1	Religious order
Share with others information about this Nonprofit - like the web site, e-mail address, how to donate or any corrections to the data shown. <input type="button" value="Post a Message"/>	

Messages

[How Can We Improve this Lookup?](#) | [Email to a Friend](#) | [Lookups Forum](#) | [Terms of Use](#)

International Address Verification

Validate, Cleanse and Ensure Deliverability- 24 hours a day

[Click here for Address Doctor](#)

Nonprofit Organization Lookup

Help

Index

Enter a 5-digit ZIP Code, organization name or 9-digit Tax ID

Submit

WILLOWBANK HUTTERIAN BRETHERN INC WILLOWBANK COLONY	
Address	8826 76TH ST SE EDGELEY, ND 58433-9591 Map G Map Y Map V
IRS Subsection	501(d) - A religious and apostolic association.
Type of Organization	Corporation
Deductibility	Contributions are NOT deductible
Tax I.D. Number	450393202
Exempt Since	01-1995
Form 990 Requirement	Not required to file 990
Activity #1	Religious order
Share with others information about this Nonprofit - like the web site, e-mail address, how to donate or any corrections to the data shown.	
<div>Post a Message</div>	

Messages

[How Can We Improve this Lookup?](#) | [Email to a Friend](#) | [Lookups Forum](#) | [Terms of Use](#)

MELISSA DATA

1-800-MELISSA

[Products](#)[Solutions](#)[Downloads & Trials](#)[Sign In](#)[Cart](#) | [Newsletters](#) | [Search](#)[Support](#)[Resources](#)[Lookups](#)[Contact Us](#)[Free Lookups](#)[Home](#) > [Lookups](#) > **Nonprofit Organization Lookup**[Help](#)

40% of the success of a direct mail campaign is dependent
on 1 thing - having an accurate, effective mailing list.

[select a list now](#)

Enter a 5-digit ZIP Code,
organization name or 9-digit Tax ID

[Submit](#)

Use this LookUp to:

- Find information on over 1.4 million registered nonprofit organizations in the United States
- Get organization name, assets, income, and IRS subsection
- Select organization for contact name and address, type of foundation and organization
- Get deductibility status, classification, Form 990, and more

WILLOWBANK HUTTERIAN BRETHERN INC WILLOWBANK COLONY

	8826 76TH ST SE
Address	EDGELEY, ND 58433-9591
	MapG MapY MapV
IRS Subsection	501(d) - A religious and apostolic association.
Type of Organization	Corporation
Deductibility	Contributions are NOT deductible
Tax I.D. Number	450393202
Exempt Since	01-1995
Form 990 Requirement	Not required to file 990

Activity #1Religious order

Share with others information about this Nonprofit - like the web site, e-mail address, how to donate or any corrections to the data shown.

[Post a Message](#)[Messages](#)[How Can We Improve this Lookup?](#) | [Send to a Friend](#) | [Lookups Forum](#) | [Terms of Use](#)

[Home](#) | [About Us](#) | [myManta](#) | [FAQ](#) | [View Cart](#) | [My Profile](#)Monday, Oct. 26, 2009
63,778,867 companies

Login:

Not a member? [Learn more.](#)**Free Subscription to
Industrial Market Trends**

COMPANIES: U.S., Australia, Canada, U.K., Worldwide

RESOURCES: Video, Jobs, Reports, White Papers | JOIN US: Twitter, Facebook

U.S. business name, category, location...

Search

BUSINESS CENTERS: Small Biz, Sales Expertise, HR, Travel, Career, Tech

U.S. » Edgeley, ND » Agriculture » General Farms, Primarily Crop » Farms » Willowbank Colony

Willowbank Colony

8872 76th St SE
Edgeley, ND 58433**Phone:** (701) 493-2151**Website:** Information not found (?)

Is this your company?

[Claim This Profile](#)

These Members Work Here

**Do you?**
SAY SO

Ads by Google

[Halloween Attractions](#) Offering You A Whole Range Of Scary Halloween Attractions. Contact Us![Certified Organic Farm](#) Locally Grown High Quality Organic Fruits & Vegetables. Order Today.

The ads are not affiliated with Willowbank Colony

Business Categories

Farms in Edgeley, ND

All Other Miscellaneous Crop Farming

Willowbank Colony Business Information [Claim This Profile](#)

Willowbank Colony is a private company categorized under Farms and located in Edgeley, ND. Current estimates show this company has an annual revenue of \$10 to 20 million and employs a staff of approximately 50 to 99.

Also Does Business As

Information not found (?)

HQ, Branch or Single Location

Single Location

Annual Sales (Estimated)

[View Details](#)

Employees (Estimated)

50 to 99

SIC Code and Description

Products, Services and Brands

Farm Records & Reporting

Mapping, Record Keeping & Reporting
SST Summit & Stratus, SST Field PC
www.sstsoftware.com


Halloween Attractions

Offering You A Whole Range Of Scary
Halloween Attractions. Contact Us!
www.HauntWorld.com

Certified Organic Farm

Locally Grown High Quality Organic
Fruits & Vegetables. Order Today.
www.FarmFreshToYou.com

Ads by Google

 [View Details](#)

Information not found (?)

NAICS Code and Description

111998, All Other Miscellaneous Crop
Farming

Company Contacts

Contact Name	Gender	
Calvin Wips, Manager	M	Claim This Profile

**Experian
Business
Reports**

Find Company
Credit Info, Filings,
Liens & More: Free
Record Search.

Experian.com/Business-Reports

Click on the [reports tab](#) at the top of the page to research company background, detailed company profile, credit and financial reports for Willowbank Colony.

Related Links

Other companies named
Willowbank Colony

Companies in this industry


Jobs in Edgeley, ND

Recent Visitors



Companies by Location: Edgeley, North Dakota

[Privacy Policy](#) | [Refund Policy](#) | [Contact Manta](#) | [Advertise](#) | [Featured Listings](#) | [Terms & Conditions](#) | [Site Map](#) | [Partners](#)



I'll pick up your Priority Mail® Flat Rate Boxes FREE*, no matter how many you have.

*Visit usps.com/pickup for details.
©2009 United States Postal Service. Eagle symbol and logotype are registered trademarks of the United States Postal Service.

[Home](#) | [About Us](#) | [myManta](#) | [FAQ](#) | [View Cart](#) | [My Profile](#)

Login:

Not a member? [Learn more.](#)

Monday, Oct. 26, 2009
63,778,867 companies



**Free Subscription to
Industrial Market Trends**

COMPANIES: U.S., Australia, Canada, U.K., Worldwide

RESOURCES: Video, Jobs, Reports, White Papers | JOIN US: Twitter, Facebook

U.S. business name, category, location...

Search

BUSINESS CENTERS: Small Biz, Sales Expertise, HR, Travel, Career, Tech

U.S. » Edgeley, ND » Agriculture » General Farms, Primarily Livestock and Animal Specialties »
Ranches » Willowbank Hutterian Brethren Association

Willowbank Hutterian Brethren Association

(Willowbank Sewing Products)

Is this your company?


These Members Work Here

8827 76th St Se
Edgeley, ND 58433

Phone: (701) 493-2350

Website: Information not found (?)

[Claim This Profile](#)

 **Do you?**
SAY SO

Ads by Google

[Discount Building Materials](#) Looking For Discount Building Materials? Find It By Location With Local.com!

[Business For Sale](#) Low start up cost. No royalties Fast growing industry-Niche product

[Merbau Doors and Windows](#) Custom solid merbau doors & windows Hand crafted, Impact resitant.

The ads are not affiliated with Willowbank Hutterian Brethren Association

Business Categories

General farms, primarily animals in Edgeley, ND

General Animal Farm Ret Lumber/Building Materials, All Other Animal Production

Willowbank Hutterian Brethren Association Business Information [Claim This Profile](#)

Willowbank Hutterian Brethren Association is a private company categorized under Ranches and located in Edgeley, ND. Current estimates show this company has an annual revenue of \$1,600,000 and employs a staff of approximately 26.


Also Does Business As

Willowbank Sewing Products

HQ, Branch or Single Location

Single Location

Annual Sales (Estimated)

 [View Details](#)

Employees (Estimated)

26

Building Materials

Search For Building Supplies By Location
At Local.com!

[Local.com](#)

Gorgeous Garage

Only \$20k down, no royalties Patented
system: become a dealer

[www.GorgeousGarage.com](#)

Merbau Doors and Windows

Custom solid merbau doors & windows
Unmatched quality.

[www.LuxBaum.com](#)

Ads by Google

SIC Code and Description

 [View Details](#)

NAICS Code and Description

112990, All Other Animal Production

Products, Services and Brands

Information not found (?)

State of Incorporation

Information not found

Years in Business

31

Company Contacts

Contact Name	Gender	
Daniel Wipf, President	—	Claim This Profile

Click on the [reports tab](#) at the top of the page to research company background, detailed company profile, credit and financial reports for Willowbank Hutterian Brethren Association.

Data above provided by D&B. © Dun and Bradstreet, Inc. All rights Reserved.



**Your business
helps keep
the economy
going.**



Related Links

Other companies named
Willowbank Hutterian
Brethren Association

[Companies in this industry](#)

[Jobs in Edgeley, ND](#)

Recent Visitors



Companies by Location: Edgeley, North Dakota

[Home](#)[Notifications](#)[Reach Us](#)

Keep our server humming, [Donate](#).

HUTTERITE CONTACTS

GO TO MAIN INDEX

- s Fairview, La Moure, ND 58458-9038
- s Forest River, Fordville, ND 58231-9525
- s Maple River, Fullerton, ND 58441-9774
- s Spring Creek, Forbes, ND 58439-9027
- s Sundale, Milnor, ND 58060-9645
- s Willowbank, Edgeley, ND 58433

Willowbank Schmiedeleut Group 2

8827 - 76th St. SE
Edgeley, ND 58433

Established From Fairview, La Moure, ND 58458-9038

[Google Map](#)

Manager Calvin Wipf

701-493-2060

fax 2146

Minister Levi Wipf

701-493-2350

fax 2364

WB Components 2046

fax 2945

Missing info? Suggestion? Let us know:

Optionally introduce yourself.

Name

Organization

Email

☐ I expect a reply.

Contact Information for Hutterite colonies as USDA farm subsidy recipients
Subject: Willow Bank Hutterian Association, Edgeley, ND 58433

Contact Information for [Willow Bank Hutterian Association, Edgeley, ND 58433]

1) IRS EO/BMF data

Address:

Willowbank Hutterian Brethren Inc Willowbank Colony
8826 76th St SE
Edgeley, ND 58433-9591

2) Manta data

Phone: [701-493-2350]

Address:

Willowbank Hutterian Brethren Association/Willowbank Sewing Products
8827 76th St Se
Edgeley, ND 58433

3) Hutterite Directory

Phone:

- 1) Levi Wipf, Minister: [701-493-2350]
- 2) Calvin Wipf, Manager: [701-493-2060]

Address:

Willowbank Colony
8827 - 76th St. SE
Edgeley, ND 58433

Address verification results from [www.melissadata.com]:

1) For (1) IRS EO/BMF data: address verified

2) For (2) Manta data:

Address verified for:

8827 76th St SE
Edgeley, ND 58433-9591

3) For (3) Hutterite Directory:

Address verified for:

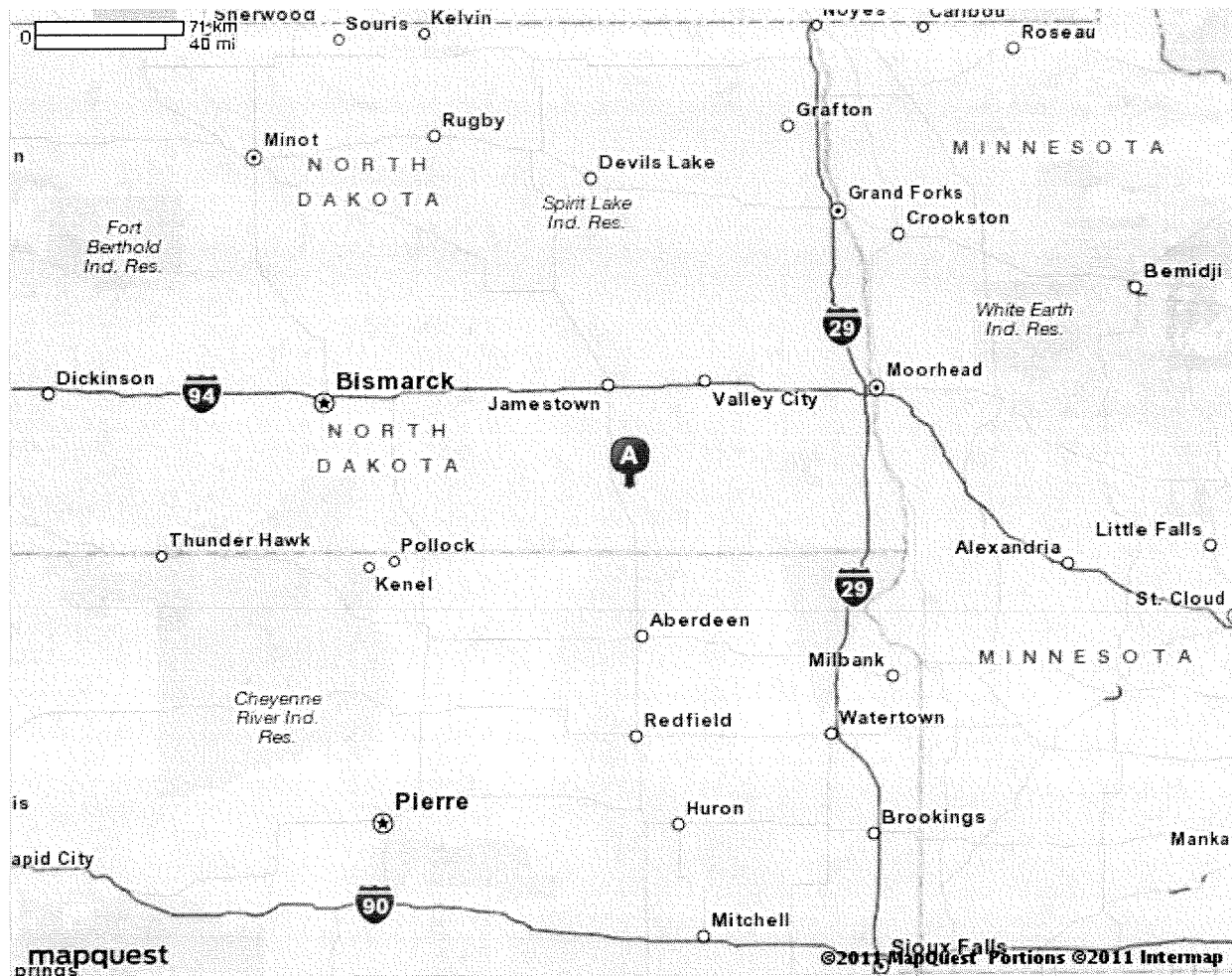
8827 76th St SE
Edgeley, ND 58433-9591



Notes

Map of Willowbank Hutterian Brethren

8827 76th St SE, Edgeley, ND 58433 -
(701) 493-2350

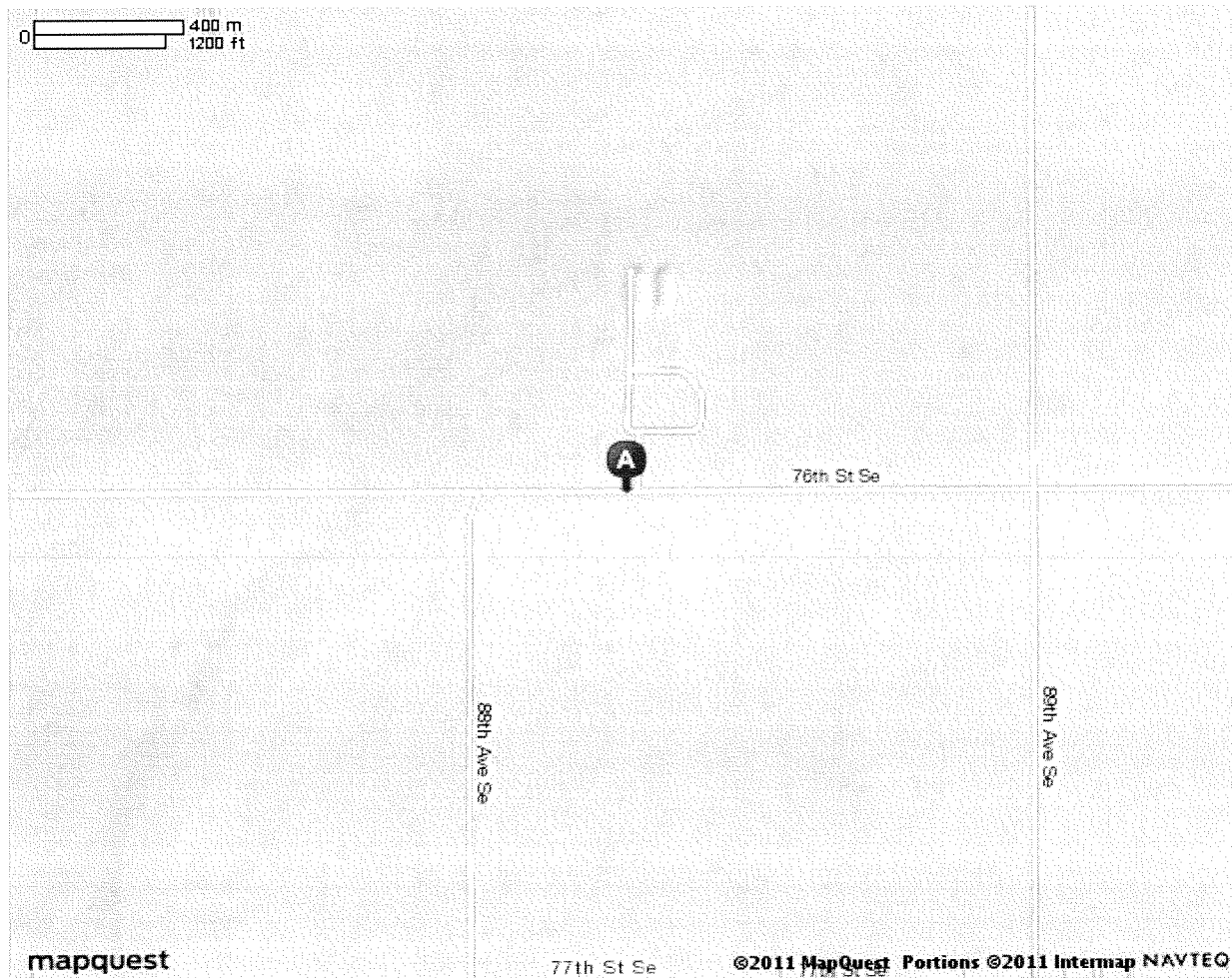


All rights reserved. Use subject to License/Copyright | [Map Legend](#)

Directions and maps are informational only. We make no warranties on the accuracy of their content, road conditions or route usability or expeditiousness. You assume all risk of use. MapQuest and its suppliers shall not be liable to you for any loss or delay resulting from your use of MapQuest. Your use of MapQuest means you agree to our [Terms of Use](#)



0 400 m
1200 ft



[All rights reserved. Use subject to License/Copyright](#) | [Map Legend](#)

5/26/2011

**MAPQUEST.**

Notes

Map of Willowbank Hutterian Brethren

8827 76th St SE, Edgeley, ND 58433 -
(701) 493-2350



[All rights reserved. Use subject to License/Copyright](#) | [Map Legend](#)

Directions and maps are informational only. We make no warranties on the accuracy of their content, road conditions or route usability or expeditiousness. You assume all risk of use. MapQuest and its suppliers shall not be liable to you for any loss or delay resulting from your use of MapQuest. Your use of MapQuest means you agree to our [Terms of Use](#)



MAPQUEST

Notes

Trip to Willowbank Hutterian Brethren

8827 76th St SE, Edgeley, ND 58433 -
(701) 493-2350

147.86 miles - about 2 hours 18 minutes



Bismarck, ND



1. Start out going **NORTH** on **N 6TH ST** toward **E ROSSER AVE.**

go 0.0 mi



2. Turn **RIGHT** onto **E ROSSER AVE.**

go 0.2 mi



3. Turn **LEFT** onto **N 9TH ST / ND-1804 N.**

go 0.6 mi



4. Turn **RIGHT** onto **ND-1804 N / STATE ST.**

go 1.1 mi



5. Merge onto **I-94 E** toward **FARGO.**

go 98.3 mi



6. Take the **US-52 W / US-281** exit, **EXIT 258**, toward **JAMESTOWN.**

go 0.3 mi



7. Turn **RIGHT** onto **US-281 SE / US-281**. Continue to follow **US-281 SE.**

go 36.8 mi



8. Turn **LEFT** onto **ND-13.**

go 7.0 mi



9. Turn **RIGHT** onto **89TH AVE SE.**

go 3.0 mi



10. Turn **RIGHT** onto **76TH ST SE.**

go 0.7 mi



11. **8827 76TH ST SE** is on the **RIGHT.**

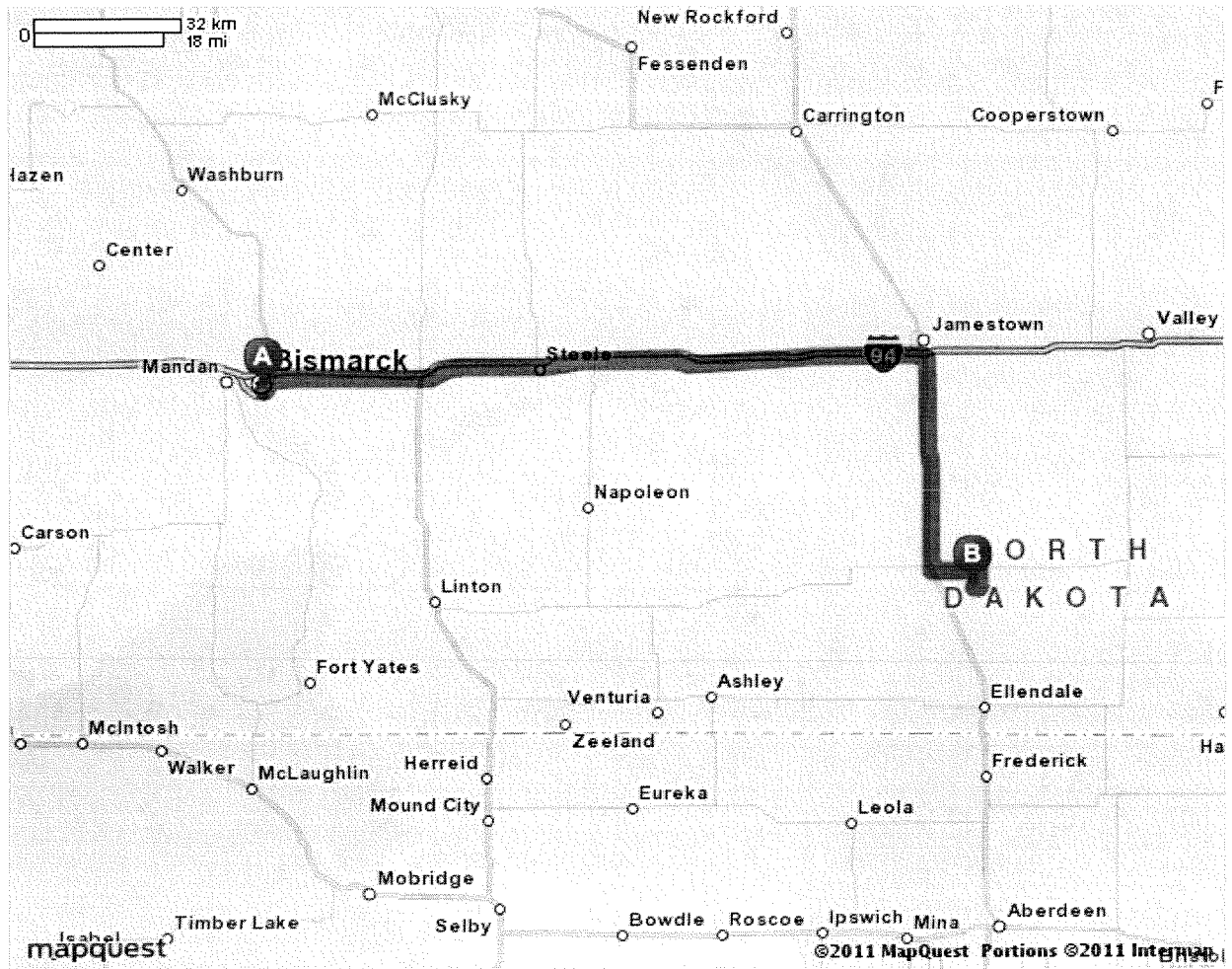
go 0.0 mi



Willowbank Hutterian Brethren - (701) 493-2350
8827 76th St SE, Edgeley, ND 58433

Total Travel Estimate : 147.86 miles - about 2 hours 18 minutes

Route Map [Hide](#)



All rights reserved. Use subject to [License/Copyright](#) | [Map Legend](#)

Directions and maps are informational only. We make no warranties on the accuracy of their content, road conditions or route usability or expeditiousness. You assume all risk of use. MapQuest and its suppliers shall not be liable to you for any loss or delay resulting from your use of MapQuest. Your use of MapQuest means you agree to our [Terms of Use](#)