



EWG Farm Subsidy Database

Corporate Subsidy Recipients 1 to 1 of 1 in Minnesota

Business Name: **ALTONA**

Rank	Name	Location	Subsidy Total 1995-2010
1	<u>Altona Colony</u>	Henderson, MN 56044	\$ 629,783.66

Note: The information on conservation spending for 2010 is incomplete due to missing data from USDA's Natural Resource Conservation Service. Payment data currently are not included for the Environmental Quality Incentives Program, but will be added once NRCS makes it available.

The information provided for the Wetland Reserve Program (WRP) provides an inaccurate picture of how WRP payments are distributed. USDA's Natural Resource Conservation Service uses title companies as intermediaries to finalize wetlands easements under the Wetlands Reserve Program. As a result, the data provided to us shows large sums of money going to these title companies. In reality, the payments are ultimately distributed to landowners participating in the WRP.

Unfortunately, NRCS has not provided the data to show where these farms and wetlands are located or which farmers or landowners are enrolling in the program, so EWG is unable to allocate these large sums of money to individuals beyond the title companies. Therefore, these companies skew the conservation rankings and payment concentration, which EWG cannot avoid unless and until NRCS makes available the additional farm attribution data. Therefore, we have not included WRP payments in the 2010 data update.

Finally, we have separated data on farm commodity, disaster and conservation payments in order to provide a more accurate picture of top recipients and concentration of payments among the three main categories of USDA programs.

USDA subsidy information for **Altona Hutterian Brethren Inc****Addresses on file with USDA for Altona Hutterian Brethren Inc**

USDA county office from which subsidies were paid:	Subsidy Payments 1995-2010	Most recent address on file in USDA county office
Moody County, South Dakota	\$16,402	Altona Colony Henderson, MN 56044
Sibley County, Minnesota	\$142,039	Altona Hutterian Brethren Inc Henderson, MN 56044
Clark County, South Dakota	\$471,342	Altona Hutterian Brethren Inc Henderson, MN 56044
Total	\$629,784	

Note: The information on conservation spending for 2010 is incomplete due to missing data from USDA's Natural Resource Conservation Service. Payment data currently are not included for the Environmental Quality Incentives Program, but will be added once NRCS makes it available.

The information provided for the Wetland Reserve Program (WRP) provides an inaccurate picture of how WRP payments are distributed. USDA's Natural Resource Conservation Service uses title companies as intermediaries to finalize wetlands easements under the Wetlands Reserve Program. As a result, the data provided to us shows large sums of money going to these title companies. In reality, the payments are ultimately distributed to landowners participating in the WRP.

Unfortunately, NRCS has not provided the data to show where these farms and wetlands are located or which farmers or landowners are enrolling in the program, so EWG is unable to allocate these large sums of money to individuals beyond the title companies. Therefore, these companies skew the conservation rankings and payment concentration, which EWG cannot avoid unless and until NRCS makes available the additional farm attribution data. Therefore, we have not included WRP payments in the 2010 data update.

Finally, we have separated data on farm commodity, disaster and conservation payments in order to provide a more accurate picture of top recipients and concentration of payments among the three main categories of USDA programs.



Altona Hutterian Brethren Inc received payments totaling \$629,784 from 1995 through 2010

Year	Conservation Subsidies	Disaster Subsidies	Commodity Subsidies	Total USDA Subsidies 1995-2010
1995	\$0	\$0	\$16,402	\$16,402
1996	\$0	\$0	\$0	\$0
1997	\$0	\$0	\$0	\$0
1998	\$0	\$0	\$37,717	\$37,717
1999	\$0	\$0	\$153,743	\$153,743
2000	\$0	\$0	\$180,958	\$180,958
2001	\$0	\$0	\$96,526	\$96,526
2002	\$4,966	\$0	\$64,412	\$69,378
2003	\$4,655	\$0	\$4,166	\$8,821
2004	\$1,978	\$0	\$7,943	\$9,921
2005	\$935	\$0	\$32,311	\$33,246
2006	\$362	\$0	\$10,113	\$10,475
2007	\$362	\$0	\$5,574	\$5,936
2008	\$362	\$0	\$5,574	\$5,936
2009	\$362	\$0	\$0	\$362
2010	\$362	\$0	\$0	\$362
Total	\$14,344	\$0	\$615,440	\$629,784

Crop Summary for Altona Hutterian Brethren Inc

Crop	Payments 1995-2010
Corn Subsidies**	\$302,241
Soybean Subsidies**	\$195,737
Wheat Subsidies**	\$73,987
Barley Subsidies**	\$42,725
Oat Subsidies**	\$819

Counties where payments were made from

County	Subsidy Payments 1995-2010
Moody County, South Dakota	\$16,402
Sibley County, Minnesota	\$142,039
Clark County, South Dakota	\$471,342

Total**\$629,784**

Note: The information on conservation spending for 2010 is incomplete due to missing data from USDA's Natural Resource Conservation Service. Payment data currently are not included for the Environmental Quality Incentives Program, but will be added once NRCS makes it available.

The information provided for the Wetland Reserve Program (WRP) provides an inaccurate picture of how WRP payments are distributed. USDA's Natural Resource Conservation Service uses title companies as intermediaries to finalize wetlands easements under the Wetlands Reserve Program. As a result, the data provided to us shows large sums of money going to these title companies. In reality, the payments are ultimately distributed to landowners participating in the WRP.

Unfortunately, NRCS has not provided the data to show where these farms and wetlands are located or which farmers or landowners are enrolling in the program, so EWG is unable to allocate these large sums of money to individuals beyond the title companies. Therefore, these companies skew the conservation rankings and payment concentration, which EWG cannot avoid unless and until NRCS makes available the additional farm attribution data. Therefore, we have not included WRP payments in the 2010 data update.

Finally, we have separated data on farm commodity, disaster and conservation payments in order to provide a more accurate picture of top recipients and concentration of payments among the three main categories of USDA programs.

USDA subsidy information for **Altona Hutterian Brethren Inc****Payment Breakdown**

Subsidy Program	Total Payments 1995-2010
Total USDA - Subsidies	\$629,784
<i>Subtotal, Farming Subsidies</i>	\$615,440
<i>Subtotal, Conservation Programs</i>	\$14,344

Commodity subsidy breakdown

Subsidy Program	Total Payments 1995-2010
Subtotal, Farming Subsidies	\$615,440
<i>Total Direct Payments</i>	\$31,157
Direct Payment - Corn	\$20,179
Direct Payment - Soybeans	\$10,046
Direct Payment - Wheat	\$1,032
Direct Payment - Late Fees	\$-100
<i>Total Counter Cyclical Payments</i>	\$8,109
Counter Cyclical Payment - Corn	\$8,109
Counter Cyclical Payment - Soybeans	\$0
Counter Cyclical Payment - Wheat	\$0
<i>Production Flexibility Contracts</i>	\$126,571
Production Flexibility - Barley	\$21,642
Production Flexibility - Corn	\$67,541
Production Flexibility - Oats	\$397
Production Flexibility - Wheat	\$36,991
<i>Mkt. Loss Asst. - Commodity Crops</i>	\$119,434
Market Loss Assistance - Barley	\$21,083
Market Loss Assistance - Corn	\$61,965
Market Loss Assistance - Oats	\$422
Market Loss Assistance - Wheat	\$35,964
<i>Oilseed Program</i>	\$28,715
Oilseed Program - Soybean	\$28,715
<i>Deficiency Payments</i>	\$16,402
Deficiency - Corn	\$16,402
<i>Loan Deficiency Payments</i>	\$285,021

Loan Deficiency - Corn	\$128,045
Loan Deficiency - Soybeans	\$156,976
<i>Misc. Farm - Subsidies</i>	\$30
Interest Penalty Payments	\$30

Conservation subsidy breakdown


Subsidy Program	Total Payments 1995-2010
Subtotal, Conservation Programs	\$14,344
<i>Conservation Reserve Program</i>	\$14,344
CRP - Annual Land Rental	\$12,284
CRP - Practice Incentive	\$572
CRP - Signing Incentive	\$462
CRP - Cost Share	\$1,026

Note: The information on conservation spending for 2010 is incomplete due to missing data from USDA's Natural Resource Conservation Service. Payment data currently are not included for the Environmental Quality Incentives Program, but will be added once NRCS makes it available.

The information provided for the Wetland Reserve Program (WRP) provides an inaccurate picture of how WRP payments are distributed. USDA's Natural Resource Conservation Service uses title companies as intermediaries to finalize wetlands easements under the Wetlands Reserve Program. As a result, the data provided to us shows large sums of money going to these title companies. In reality, the payments are ultimately distributed to landowners participating in the WRP.

Unfortunately, NRCS has not provided the data to show where these farms and wetlands are located or which farmers or landowners are enrolling in the program, so EWG is unable to allocate these large sums of money to individuals beyond the title companies. Therefore, these companies skew the conservation rankings and payment concentration, which EWG cannot avoid unless and until NRCS makes available the additional farm attribution data. Therefore, we have not included WRP payments in the 2010 data update.

Finally, we have separated data on farm commodity, disaster and conservation payments in order to provide a more accurate picture of top recipients and concentration of payments among the three main categories of USDA programs.

USDA subsidy information for **Altona Hutterian Brethren Inc****Ownership shares for Altona Hutterian Brethren Inc**Pick year for ownership information 

USDA county office/Ownership:	Percentage Share*
Altona Colony ownership information from 2008 Sibley County, Minnesota	
<u>Members Of Altona</u>	100.00%
Altona Colony ownership information from 2008 Clark County, South Dakota	
<u>Nathaniel Wollman</u>	5.00%
<u>Janice Wipf</u>	5.00%
<u>Rosa Wollman</u>	5.00%
<u>Rachael Wollman</u>	5.00%
<u>George Glanzer</u>	5.00%
<u>Neil Ryan Glanzer</u>	5.00%
<u>Zack Wollman</u>	5.00%
<u>Delores Wollman</u>	5.00%
<u>Levi Wollman</u>	5.00%
<u>Makayla Wollman</u>	5.00%
<u>Jamie Lucas Wollman</u>	5.00%
<u>Megan Junia Wollman</u>	5.00%
<u>Wesly Jacob Wollman</u>	5.00%
<u>Pete Wollman</u>	5.00%
<u>Kathryn Wollman</u>	5.00%
<u>Frank Wollman</u>	5.00%
<u>Lorna Glanzer</u>	5.00%
<u>Cameron Wollman</u>	5.00%
<u>Sampson Wollman</u>	5.00%
<u>Jordan Glanzer</u>	5.00%

Altona Colony
ownership information from 2008
Moody County, South Dakota

<u>Grace Glanzer</u>	3.70%
<u>Joseph Glanzer</u>	3.70%
<u>William Glanzer</u>	3.70%
<u>Herb David Glanzer</u>	3.70%
<u>Rosanna Glanzer</u>	3.70%
<u>Karen Glanzer</u>	3.70%
<u>Joel Edward Glanzer</u>	3.70%
<u>Nathaniel Glanzer</u>	3.70%
<u>Becky Glanzer</u>	3.70%
<u>Linda Wollman</u>	3.70%
<u>Zack J Wollman</u>	3.73%
<u>Bill Glanzer</u>	3.74%
<u>Annie Glanzer</u>	3.70%
<u>Gary Glanzer</u>	3.70%
<u>Sammy S Glanzer</u>	3.70%
<u>Steven Glanzer</u>	3.70%
<u>Annie Marie Glanzer</u>	3.70%
<u>Miriam Wollman</u>	3.70%
<u>Conrad Lee Wollman</u>	3.70%
<u>Phillip Wollman</u>	3.70%
<u>Randy Wollman</u>	3.70%
<u>Rachel Wollman</u>	3.70%
<u>Jacob Wollman</u>	3.70%
<u>Jared Glanzer</u>	3.70%
<u>Ben Wollman</u>	3.70%
<u>Suzanna Glanzer</u>	3.70%
<u>Sam Glanzer</u>	3.73%

* According to USDA percentage shares for ownership may not reflect share of subsidy payments. EWG review shows that share information on file with USDA may not always equal 100 percent. Most recent percentage share information is from 2008. Future release of this information was barred by law in the 2008 Farm Bill.

Note: The information on conservation spending for 2010 is incomplete due to missing data from USDA's Natural Resource Conservation Service. Payment data currently are not included for the Environmental Quality Incentives Program, but will be added once NRCS makes it available.

The information provided for the Wetland Reserve Program (WRP) provides an inaccurate picture of how WRP payments are distributed. USDA's Natural Resource Conservation Service uses title companies as intermediaries to finalize wetlands easements under the Wetlands Reserve Program. As a result, the data provided to us shows large sums of money going to these title companies. In reality, the payments are ultimately distributed to landowners participating in the WRP.

Unfortunately, NRCS has not provided the data to show where these farms and wetlands are located or which farmers or landowners are enrolling in the program, so EWG is unable to allocate these large sums of money to individuals beyond the title companies. Therefore, these companies skew the conservation rankings and payment concentration, which EWG cannot avoid unless and until NRCS makes available the additional farm attribution data. Therefore, we have not included WRP payments in the 2010 data update.

USDA subsidy information for **Members Of Altona****Recipient's ownership share(s)**

Recipient:	County	Percentage Share*
	Sibley County, Minnesota	100.0 %
	Clark County, South Dakota	0.0 %
	Moody County, South Dakota	0.0 %
	Sibley County, Minnesota	100.0 %
<u>Altona Colony</u>	Clark County, South Dakota	0.0 %
	Moody County, South Dakota	0.0 %
	Sibley County, Minnesota	100.0 %
	Clark County, South Dakota	0.0 %
	Moody County, South Dakota	0.0 %

* Most recent percentage share information is from 2008. According to USDA percentage shares for ownership may not reflect share of subsidy payments. EWG review shows that share information on file with USDA may not equal 100 percent.

Note: The information on conservation spending for 2010 is incomplete due to missing data from USDA's Natural Resource Conservation Service. Payment data currently are not included for the Environmental Quality Incentives Program, but will be added once NRCS makes it available.

The information provided for the Wetland Reserve Program (WRP) provides an inaccurate picture of how WRP payments are distributed. USDA's Natural Resource Conservation Service uses title companies as intermediaries to finalize wetlands easements under the Wetlands Reserve Program. As a result, the data provided to us shows large sums of money going to these title companies. In reality, the payments are ultimately distributed to landowners participating in the WRP.

Unfortunately, NRCS has not provided the data to show where these farms and wetlands are located or which farmers or landowners are enrolling in the program, so EWG is unable to allocate these large sums of money to individuals beyond the title companies. Therefore, these companies skew the conservation rankings and payment concentration, which EWG cannot avoid unless and until NRCS makes available the additional farm attribution data. Therefore, we have not included WRP payments in the 2010 data update.

Finally, we have separated data on farm commodity, disaster and conservation payments in order to provide a more accurate picture of top recipients and concentration of payments among the three main categories of USDA programs.



EWG Farm Subsidy Database

Corporate Subsidy Recipients 1 to 2 of 2 in Minnesota

Business Name: **BIG STONE HUTTERIAN BRETHREN**

Rank	Name	Location	Subsidy Total 1995-2010
1	Big Stone Hutterian Brethren II	Graceville, MN 56240	\$ 1,349,595.31
2	Big Stone Hutterian Brethren	Graceville, MN 56240	\$ 836,875.90

Note: The information on conservation spending for 2010 is incomplete due to missing data from USDA's Natural Resource Conservation Service. Payment data currently are not included for the Environmental Quality Incentives Program, but will be added once NRCS makes it available.

The information provided for the Wetland Reserve Program (WRP) provides an inaccurate picture of how WRP payments are distributed. USDA's Natural Resource Conservation Service uses title companies as intermediaries to finalize wetlands easements under the Wetlands Reserve Program. As a result, the data provided to us shows large sums of money going to these title companies. In reality, the payments are ultimately distributed to landowners participating in the WRP.

Unfortunately, NRCS has not provided the data to show where these farms and wetlands are located or which farmers or landowners are enrolling in the program, so EWG is unable to allocate these large sums of money to individuals beyond the title companies. Therefore, these companies skew the conservation rankings and payment concentration, which EWG cannot avoid unless and until NRCS makes available the additional farm attribution data. Therefore, we have not included WRP payments in the 2010 data update.

Finally, we have separated data on farm commodity, disaster and conservation payments in order to provide a more accurate picture of top recipients and concentration of payments among the three main categories of USDA programs.



USDA subsidy information for **Big Stone Hutterian Brethren**

Addresses on file with USDA for Big Stone Hutterian Brethren

USDA county office from which subsidies were paid:	Subsidy Payments 1995-2010	Most recent address on file in USDA county office
Big Stone County, Minnesota	\$836,876	Big Stone Hutterian Brethren Graceville, MN 56240
Total	\$836,876	

Note: The information on conservation spending for 2010 is incomplete due to missing data from USDA's Natural Resource Conservation Service. Payment data currently are not included for the Environmental Quality Incentives Program, but will be added once NRCS makes it available.

The information provided for the Wetland Reserve Program (WRP) provides an inaccurate picture of how WRP payments are distributed. USDA's Natural Resource Conservation Service uses title companies as intermediaries to finalize wetlands easements under the Wetlands Reserve Program. As a result, the data provided to us shows large sums of money going to these title companies. In reality, the payments are ultimately distributed to landowners participating in the WRP.

Unfortunately, NRCS has not provided the data to show where these farms and wetlands are located or which farmers or landowners are enrolling in the program, so EWG is unable to allocate these large sums of money to individuals beyond the title companies. Therefore, these companies skew the conservation rankings and payment concentration, which EWG cannot avoid unless and until NRCS makes available the additional farm attribution data. Therefore, we have not included WRP payments in the 2010 data update.

Finally, we have separated data on farm commodity, disaster and conservation payments in order to provide a more accurate picture of top recipients and concentration of payments among the three main categories of USDA programs.



Big Stone Hutterian Brethren received payments totaling \$836,876 from 1995 through 2010

Year	Conservation Subsidies	Disaster Subsidies	Commodity Subsidies	Total USDA Subsidies 1995-2010
1995	\$6,584	\$0	\$0	\$6,584
1996	\$6,584	\$0	\$0	\$6,584
1997	\$6,584	\$0	\$0	\$6,584
1998	\$0	\$0	\$0	\$0
1999	\$0	\$0	\$256,927	\$256,927
2000	\$0	\$0	\$300,060	\$300,060
2001	\$0	\$0	\$260,137	\$260,137
2002	\$0	\$0	\$0	\$0
2003	\$0	\$0	\$0	\$0
2004	\$0	\$0	\$0	\$0
2005	\$0	\$0	\$0	\$0
2006	\$0	\$0	\$0	\$0
2007	\$0	\$0	\$0	\$0
2008	\$0	\$0	\$0	\$0
2009	\$0	\$0	\$0	\$0
2010	\$0	\$0	\$0	\$0
Total	\$19,752	\$0	\$817,124	\$836,876

Crop Summary for Big Stone Hutterian Brethren

Crop	Payments 1995-2010
Corn Subsidies**	\$405,562
Soybean Subsidies**	\$298,911
Wheat Subsidies**	\$112,591
Oat Subsidies**	\$60

Note: The information on conservation spending for 2010 is incomplete due to missing data from USDA's Natural Resource Conservation Service. Payment data currently are not included for the Environmental Quality Incentives Program, but will be added once NRCS makes it available.

The information provided for the Wetland Reserve Program (WRP) provides an inaccurate picture of how WRP payments are distributed. USDA's Natural Resource Conservation Service uses title companies as intermediaries to finalize wetlands easements under the Wetlands Reserve Program. As a result, the data provided to us shows large sums of money going to these title companies. In reality, the payments are ultimately distributed to landowners participating in the WRP.

USDA subsidy information for **Big Stone Hutterian Brethren**

Payment Breakdown

Subsidy Program	Total Payments 1995-2010
Total USDA - Subsidies	\$836,876
<i>Subtotal, Farming Subsidies</i>	\$817,124
<i>Subtotal, Conservation Programs</i>	\$19,752

Commodity subsidy breakdown

Subsidy Program	Total Payments 1995-2010
Subtotal, Farming Subsidies	\$817,124
<i>Production Flexibility Contracts</i>	\$120,000
Production Flexibility - Corn	\$85,503
Production Flexibility - Oats	\$29
Production Flexibility - Wheat	\$34,468
<i>Mkt. Loss Asst. - Commodity Crops</i>	\$120,000
Market Loss Assistance - Corn	\$83,168
Market Loss Assistance - Oats	\$31
Market Loss Assistance - Wheat	\$36,801
<i>Oilseed Program</i>	\$34,643
Oilseed Program - Soybean	\$34,643
<i>Loan Deficiency Payments</i>	\$449,410
Loan Deficiency - Corn	\$196,860
Loan Deficiency - Soybeans	\$211,228
Loan Deficiency - Wheat	\$41,911
Loan Def. Refund - Wheat	\$-590
<i>Total Commodity Certificates</i>	\$93,071
Commodity Certificates - Corn	\$40,031
Commodity Certificates - Soybeans	\$53,040

Conservation subsidy breakdown

Subsidy Program	Total Payments 1995-2010
Subtotal, Conservation Programs	\$19,752
<i>Conservation Reserve Program</i>	\$19,752
CRP - Annual Land Rental	\$19,752

MELISSA DATA[Sign In](#) | [Cart](#) | [Newsletters](#) | [Search](#)

1-800-MELISSA

[Products](#)[Solutions](#)[Downloads & Trials](#)[Support](#)[Resources](#)[Lookups](#)[Contact Us](#)[Free Lookups](#)[Home](#) > [Lookups](#) > **Nonprofit Organization Lookup**[Help](#)

Occupant Mailing Lists

Reach all households in a geographic area.

Free CountEnter a 5-digit ZIP Code,
organization name or 9-digit Tax ID
Use this LookUp to:

- Find information on over 1.4 million registered nonprofit organizations in the United States
- Get organization name, assets, income, and IRS subsection
- Select organization for contact name and address, type of foundation and organization
- Get deductibility status, classification, Form 990, and more

MIKE J HOFEN & SAM WOLLMAN ETAL PTR BIG STONE HUTTERIAN BRETHREN INC

Address	75217 COLONY ROAD WEST GRACEVILLE, MN 56240-0000 MapG MapY MapV
IRS Subsection	501(d) - A religious and apostolic association.
Type of Organization	Partnership
Deductibility	Contributions are NOT deductible
Tax I.D. Number	416029403
Exempt Since	06-1963
Form 990 Requirement	Not required to file 990

Activity #1Farming

Share with others information about this Nonprofit - like the web site, e-mail address, how to donate or any corrections to the data shown.

Messages

[How Can We Improve this Lookup?](#) | [Send to a Friend](#) | [Lookups Forum](#) | [Terms of Use](#)



EWG Farm Subsidy Database

Corporate Subsidy Recipients **1** to **2** of **2** in Minnesota

Business Name: **BIG STONE HUTTERIAN BRETHREN**

Rank	Name	Location	Subsidy Total 1995-2010
1	<u>Big Stone Hutterian Brethren II</u>	Graceville, MN 56240	\$ 1,349,595.31
2	<u>Big Stone Hutterian Brethren</u>	Graceville, MN 56240	\$ 836,875.90

Note: The information on conservation spending for 2010 is incomplete due to missing data from USDA's Natural Resource Conservation Service. Payment data currently are not included for the Environmental Quality Incentives Program, but will be added once NRCS makes it available.

The information provided for the Wetland Reserve Program (WRP) provides an inaccurate picture of how WRP payments are distributed. USDA's Natural Resource Conservation Service uses title companies as intermediaries to finalize wetlands easements under the Wetlands Reserve Program. As a result, the data provided to us shows large sums of money going to these title companies. In reality, the payments are ultimately distributed to landowners participating in the WRP.

Unfortunately, NRCS has not provided the data to show where these farms and wetlands are located or which farmers or landowners are enrolling in the program, so EWG is unable to allocate these large sums of money to individuals beyond the title companies. Therefore, these companies skew the conservation rankings and payment concentration, which EWG cannot avoid unless and until NRCS makes available the additional farm attribution data. Therefore, we have not included WRP payments in the 2010 data update.

Finally, we have separated data on farm commodity, disaster and conservation payments in order to provide a more accurate picture of top recipients and concentration of payments among the three main categories of USDA programs.



USDA subsidy information for **Big Stone Hutterian Brethren II**

Addresses on file with USDA for Big Stone Hutterian Brethren II

USDA county office from which subsidies were paid:	Subsidy Payments 1995-2010	Most recent address on file in USDA county office
Stevens County, Minnesota	\$0	Big Stone Hutterian Brethren II , 00000
Big Stone County, Minnesota	\$1,181,970	Big Stone Hutterian Brethren II Graceville, MN 56240
Total	\$1,349,595	

Note: The information on conservation spending for 2010 is incomplete due to missing data from USDA's Natural Resource Conservation Service. Payment data currently are not included for the Environmental Quality Incentives Program, but will be added once NRCS makes it available.

The information provided for the Wetland Reserve Program (WRP) provides an inaccurate picture of how WRP payments are distributed. USDA's Natural Resource Conservation Service uses title companies as intermediaries to finalize wetlands easements under the Wetlands Reserve Program. As a result, the data provided to us shows large sums of money going to these title companies. In reality, the payments are ultimately distributed to landowners participating in the WRP.

Unfortunately, NRCS has not provided the data to show where these farms and wetlands are located or which farmers or landowners are enrolling in the program, so EWG is unable to allocate these large sums of money to individuals beyond the title companies. Therefore, these companies skew the conservation rankings and payment concentration, which EWG cannot avoid unless and until NRCS makes available the additional farm attribution data. Therefore, we have not included WRP payments in the 2010 data update.

Finally, we have separated data on farm commodity, disaster and conservation payments in order to provide a more accurate picture of top recipients and concentration of payments among the three main categories of USDA programs.

Big Stone Hutterian Brethren II received payments totaling **\$1,349,595** from 1995 through 2010

Year	Conservation Subsidies	Disaster Subsidies	Commodity Subsidies	Total USDA Subsidies 1995-2010
1995	\$5,816	\$0	\$28,980	\$34,796
1996	\$5,816	\$0	\$49,234	\$55,050
1997	\$5,816	\$0	\$34,321	\$40,137
1998	\$0	\$0	\$134,888	\$134,888
1999	\$0	\$0	\$0	\$0
2000	\$0	\$0	\$0	\$0
2001	\$0	\$0	\$0	\$0
2002	\$0	\$0	\$40,000	\$40,000
2003	\$0	\$0	\$64,775	\$64,775
2004	\$0	\$0	\$168,628	\$168,628
2005	\$0	\$0	\$324,202	\$324,202
2006	\$0	\$0	\$112,079	\$112,079
2007	\$162,750	\$0	\$40,000	\$202,750
2008	\$5,215	\$6,899	\$40,000	\$52,114
2009	\$0	\$0	\$32,002	\$32,002
2010	\$0	\$56,174	\$32,001	\$88,175
Total	\$185,413	\$63,073	\$1,101,109	\$1,349,595

Crop Summary for Big Stone Hutterian Brethren II

Crop	Payments 1995-2010
Corn Subsidies**	\$826,978
Soybean Subsidies**	\$104,457
Wheat Subsidies**	\$102,946
Barley Subsidies**	\$2,718
Oat Subsidies**	\$7

Counties where payments were made from

County	Subsidy Payments 1995-2010
Stevens County, Minnesota	\$0
Big Stone County, Minnesota	\$1,181,970
Total	\$1,349,595

USDA subsidy information for **Big Stone Hutterian Brethren II****Payment Breakdown**

Subsidy Program	Total Payments 1995-2010
Total USDA - Subsidies	\$1,349,595
<i>Subtotal, Farming Subsidies</i>	\$1,101,109
<i>Subtotal, Conservation Programs</i>	\$185,413
<i>Subtotal, Disaster Payments</i>	\$63,073

Commodity subsidy breakdown

Subsidy Program	Total Payments 1995-2010
Subtotal, Farming Subsidies	\$1,101,109
<i>Total Direct Payments</i>	\$276,232
Direct Payment - Corn	\$174,355
Direct Payment - Soybeans	\$70,576
Direct Payment - Wheat	\$31,301
<i>Total Counter Cyclical Payments</i>	\$129,433
Counter Cyclical Payment - Corn	\$129,433
Counter Cyclical Payment - Soybeans	\$0
Counter Cyclical Payment - Wheat	\$0
<i>Average Crop Revenue Election Program (ACRE)</i>	\$64,003
ACRE - Direct Payments	\$64,003
<i>Production Flexibility Contracts</i>	\$194,469
Production Flexibility - Barley	\$2,718
Production Flexibility - Corn	\$136,259
Production Flexibility - Oats	\$5
Production Flexibility - Wheat	\$55,487
<i>Mkt. Loss Asst. - Commodity Crops</i>	\$19,888
Market Loss Assistance - Corn	\$6,671
Market Loss Assistance - Oats	\$2
Market Loss Assistance - Wheat	\$13,215
<i>Deficiency Payments</i>	\$-4,934
Advance Deficiency - Corn	\$33,914
Deficiency - Corn	\$-38,848
<i>Loan Deficiency Payments</i>	\$241,320

Loan Deficiency - Corn	\$204,496
Loan Deficiency - Soybeans	\$33,881
Loan Deficiency - Wheat	\$2,959
Loan Def. Refund - Wheat	\$-16
Total Commodity Certificates	\$180,698
Commodity Certificates - Corn	\$180,698

Conservation subsidy breakdown

Subsidy Program	Total Payments 1995-2010
Subtotal, Conservation Programs	\$185,413
<i>Conservation Reserve Program</i>	\$17,788
CRP - Annual Land Rental	\$17,448
CRP - Signing Incentive	\$340
<i>Env. Quality Incentive Program</i>	\$167,625
EQIP - Regular	\$167,625

Disaster subsidy breakdown


Subsidy Program	Total Payments 1995-2010
Subtotal, Disaster Payments	\$63,073
<i>Supplemental Revenue Assistance Payments Program</i>	\$56,174
SURE - 2010 Recovery Act Payments for Crop Year 2008	\$56,174
<i>Misc. Disaster Payments</i>	\$6,899
Crop Disaster - Program	\$6,899

Note: The information on conservation spending for 2010 is incomplete due to missing data from USDA's Natural Resource Conservation Service. Payment data currently are not included for the Environmental Quality Incentives Program, but will be added once NRCS makes it available.

The information provided for the Wetland Reserve Program (WRP) provides an inaccurate picture of how WRP payments are distributed. USDA's Natural Resource Conservation Service uses title companies as intermediaries to finalize wetlands easements under the Wetlands Reserve Program. As a result, the data provided to us shows large sums of money going to these title companies. In reality, the payments are ultimately distributed to landowners participating in the WRP.

Unfortunately, NRCS has not provided the data to show where these farms and wetlands are located or which farmers or landowners are enrolling in the program, so EWG is unable to allocate these large sums of money to individuals beyond the title companies. Therefore, these companies skew the conservation rankings and payment concentration, which EWG cannot avoid unless and until NRCS makes available the additional farm attribution data. Therefore, we have not included WRP payments in the 2010 data update.

Finally, we have separated data on farm commodity, disaster and conservation payments in order to provide a more accurate picture of top recipients and concentration of payments among the three main categories of USDA programs.

USDA subsidy information for **Big Stone Hutterian Brethren II****Ownership shares for Big Stone Hutterian Brethren II**Pick year for ownership information 

USDA county office/Ownership:

Percentage
Share***Big Stone Hutterian Brethren II**
ownership information from 2008
Big Stone County, MinnesotaMembers Of Big Stone Farmer Coop**100.00%**

* According to USDA percentage shares for ownership may not reflect share of subsidy payments. EWG review shows that share information on file with USDA may not always equal 100 percent. Most recent percentage share information is from 2008. Future release of this information was barred by law in the 2008 Farm Bill.

Note: The information on conservation spending for 2010 is incomplete due to missing data from USDA's Natural Resource Conservation Service. Payment data currently are not included for the Environmental Quality Incentives Program, but will be added once NRCS makes it available.

The information provided for the Wetland Reserve Program (WRP) provides an inaccurate picture of how WRP payments are distributed. USDA's Natural Resource Conservation Service uses title companies as intermediaries to finalize wetlands easements under the Wetlands Reserve Program. As a result, the data provided to us shows large sums of money going to these title companies. In reality, the payments are ultimately distributed to landowners participating in the WRP.

Unfortunately, NRCS has not provided the data to show where these farms and wetlands are located or which farmers or landowners are enrolling in the program, so EWG is unable to allocate these large sums of money to individuals beyond the title companies. Therefore, these companies skew the conservation rankings and payment concentration, which EWG cannot avoid unless and until NRCS makes available the additional farm attribution data. Therefore, we have not included WRP payments in the 2010 data update.

Finally, we have separated data on farm commodity, disaster and conservation payments in order to provide a more accurate picture of top recipients and concentration of payments among the three main categories of USDA programs.

USDA subsidy information for **Members Of Big Stone Farmer Coop****Recipient's ownership share(s)**

Recipient:	County	Percentage Share*
	Big Stone County, Minnesota	100.0 %
	Stevens County, Minnesota	0.0 %
<u>Big Stone Hutterian Brethren II</u>	Big Stone County, Minnesota	100.0 %
	Stevens County, Minnesota	0.0 %
	Big Stone County, Minnesota	100.0 %
	Stevens County, Minnesota	0.0 %

* Most recent percentage share information is from 2008. According to USDA percentage shares for ownership may not reflect share of subsidy payments. EWG review shows that share information on file with USDA may not equal 100 percent.

Note: The information on conservation spending for 2010 is incomplete due to missing data from USDA's Natural Resource Conservation Service. Payment data currently are not included for the Environmental Quality Incentives Program, but will be added once NRCS makes it available.

The information provided for the Wetland Reserve Program (WRP) provides an inaccurate picture of how WRP payments are distributed. USDA's Natural Resource Conservation Service uses title companies as intermediaries to finalize wetlands easements under the Wetlands Reserve Program. As a result, the data provided to us shows large sums of money going to these title companies. In reality, the payments are ultimately distributed to landowners participating in the WRP.

Unfortunately, NRCS has not provided the data to show where these farms and wetlands are located or which farmers or landowners are enrolling in the program, so EWG is unable to allocate these large sums of money to individuals beyond the title companies. Therefore, these companies skew the conservation rankings and payment concentration, which EWG cannot avoid unless and until NRCS makes available the additional farm attribution data. Therefore, we have not included WRP payments in the 2010 data update.

Finally, we have separated data on farm commodity, disaster and conservation payments in order to provide a more accurate picture of top recipients and concentration of payments among the three main categories of USDA programs.

MELISSA DATA

1-800-MELISSA

[Products](#)[Solutions](#)[Downloads & Trials](#)[Sign In](#)[Cart](#) | [Newsletters](#) | [Search](#)[Support](#)[Resources](#)[Lookups](#)[Contact Us](#)

Free Lookups

[Home](#) > [Lookups](#) > Nonprofit Organization Lookup[Help](#)

Occupant Mailing Lists

Reach all households in a geographic area.

Free CountEnter a 5-digit ZIP Code,
organization name or 9-digit Tax ID**Use this LookUp to:**

- Find information on over 1.4 million registered nonprofit organizations in the United States
- Get organization name, assets, income, and IRS subsection
- Select organization for contact name and address, type of foundation and organization
- Get deductibility status, classification, Form 990, and more

MIKE J HOFEN & SAM WOLLMAN ETAL PTR BIG STONE HUTTERIAN BRETHREN INC

Address
75217 COLONY ROAD WEST
GRACEVILLE, MN 56240-0000
[MapG](#) [MapY](#) [MapV](#)

IRS Subsection 501(d) - A religious and apostolic association.

Type of Organization **Partnership**

Deductibility Contributions are NOT deductible

Tax I.D. Number **416029403**

Exempt Since **06-1963**

Form 990 Requirement **Not required to file 990**

Activity #1 **Farming**

Share with others information about this Nonprofit - like the web site, e-mail address, how to donate or any corrections to the data shown.

Messages

[How Can We Improve this Lookup?](#) | [Send to a Friend](#) | [Lookups Forum](#) | [Terms of Use](#)



EWG Farm Subsidy Database

Corporate Subsidy Recipients 1 to 1 of 1 in Minnesota

Business Name: **ELK WATER**

Rank	Name	Location	Subsidy Total 1995-2010
1	Elk Water Hutterian Brethren Inc	Lake Benton, MN 56149	\$ 142,301.19

Note: The information on conservation spending for 2010 is incomplete due to missing data from USDA's Natural Resource Conservation Service. Payment data currently are not included for the Environmental Quality Incentives Program, but will be added once NRCS makes it available.

The information provided for the Wetland Reserve Program (WRP) provides an inaccurate picture of how WRP payments are distributed. USDA's Natural Resource Conservation Service uses title companies as intermediaries to finalize wetlands easements under the Wetlands Reserve Program. As a result, the data provided to us shows large sums of money going to these title companies. In reality, the payments are ultimately distributed to landowners participating in the WRP.

Unfortunately, NRCS has not provided the data to show where these farms and wetlands are located or which farmers or landowners are enrolling in the program, so EWG is unable to allocate these large sums of money to individuals beyond the title companies. Therefore, these companies skew the conservation rankings and payment concentration, which EWG cannot avoid unless and until NRCS makes available the additional farm attribution data. Therefore, we have not included WRP payments in the 2010 data update.

Finally, we have separated data on farm commodity, disaster and conservation payments in order to provide a more accurate picture of top recipients and concentration of payments among the three main categories of USDA programs.

USDA subsidy information for **Elk Water Hutterian Brethren Inc****Addresses on file with USDA for Elk Water Hutterian Brethren Inc**

USDA county office from which subsidies were paid:	Subsidy Payments 1995-2010	Most recent address on file in USDA county office
Lincoln County, Minnesota	\$142,301	Elk Water Hutterian Brethren Inc Lake Benton, MN 56149
Total	\$142,301	

Note: The information on conservation spending for 2010 is incomplete due to missing data from USDA's Natural Resource Conservation Service. Payment data currently are not included for the Environmental Quality Incentives Program, but will be added once NRCS makes it available.

The information provided for the Wetland Reserve Program (WRP) provides an inaccurate picture of how WRP payments are distributed. USDA's Natural Resource Conservation Service uses title companies as intermediaries to finalize wetlands easements under the Wetlands Reserve Program. As a result, the data provided to us shows large sums of money going to these title companies. In reality, the payments are ultimately distributed to landowners participating in the WRP.

Unfortunately, NRCS has not provided the data to show where these farms and wetlands are located or which farmers or landowners are enrolling in the program, so EWG is unable to allocate these large sums of money to individuals beyond the title companies. Therefore, these companies skew the conservation rankings and payment concentration, which EWG cannot avoid unless and until NRCS makes available the additional farm attribution data. Therefore, we have not included WRP payments in the 2010 data update.

Finally, we have separated data on farm commodity, disaster and conservation payments in order to provide a more accurate picture of top recipients and concentration of payments among the three main categories of USDA programs.

Elk Water Hutterian Brethren Inc received payments totaling \$142,301 from 1995 through 2010

Year	Conservation Subsidies	Disaster Subsidies	Commodity Subsidies	Total USDA Subsidies 1995-2010
1995	\$0	\$0	\$0	\$0
1996	\$0	\$0	\$0	\$0
1997	\$0	\$0	\$0	\$0
1998	\$0	\$0	\$0	\$0
1999	\$0	\$0	\$0	\$0
2000	\$0	\$0	\$0	\$0
2001	\$0	\$0	\$0	\$0
2002	\$0	\$0	\$0	\$0
2003	\$0	\$0	\$0	\$0
2004	\$0	\$0	\$0	\$0
2005	\$0	\$0	\$0	\$0
2006	\$0	\$0	\$119,426	\$119,426
2007	\$0	\$0	\$21,887	\$21,887
2008	\$0	\$988	\$0	\$988
2009	\$0	\$0	\$0	\$0
2010	\$0	\$0	\$0	\$0
Total	\$0	\$988	\$141,313	\$142,301

Crop Summary for Elk Water Hutterian Brethren Inc

Crop	Payments 1995-2010
Corn Subsidies**	\$132,862
Soybean Subsidies**	\$8,184
Wheat Subsidies**	\$267

Note: The information on conservation spending for 2010 is incomplete due to missing data from USDA's Natural Resource Conservation Service. Payment data currently are not included for the Environmental Quality Incentives Program, but will be added once NRCS makes it available.

The information provided for the Wetland Reserve Program (WRP) provides an inaccurate picture of how WRP payments are distributed. USDA's Natural Resource Conservation Service uses title companies as intermediaries to finalize wetlands easements under the Wetlands Reserve Program. As a result, the data provided to us shows large sums of money going to these title companies. In reality, the payments are ultimately distributed to landowners participating in the WRP.

Unfortunately, NRCS has not provided the data to show where these farms and wetlands are located or which farmers or landowners are enrolling in the program, so EWG is unable to allocate these large sums of money to individuals beyond the title companies. Therefore, these companies skew the conservation rankings and payment concentration.

USDA subsidy information for **Elk Water Hutterian Brethren Inc****Payment Breakdown**

Subsidy Program	Total Payments 1995-2010
Total USDA - Subsidies	\$142,301
<i>Subtotal, Farming Subsidies</i>	\$141,313
<i>Subtotal, Disaster Payments</i>	\$988

Commodity subsidy breakdown

Subsidy Program	Total Payments 1995-2010
Subtotal, Farming Subsidies	\$141,313
<i>Total Direct Payments</i>	\$58,374
Direct Payment - Corn	\$51,508
Direct Payment - Soybeans	\$6,599
Direct Payment - Wheat	\$267
<i>Total Counter Cyclical Payments</i>	\$18,613
Counter Cyclical Payment - Corn	\$18,613
<i>Loan Deficiency Payments</i>	\$64,326
Loan Deficiency - Corn	\$62,741
Loan Deficiency - Soybeans	\$1,585

Disaster subsidy breakdown

Subsidy Program	Total Payments 1995-2010
Subtotal, Disaster Payments	\$988
<i>Misc. Disaster Payments</i>	\$988
Crop Disaster - Program	\$988

Note: The information on conservation spending for 2010 is incomplete due to missing data from USDA's Natural Resource Conservation Service. Payment data currently are not included for the Environmental Quality Incentives Program, but will be added once NRCS makes it available.

The information provided for the Wetland Reserve Program (WRP) provides an inaccurate picture of how WRP payments are distributed. USDA's Natural Resource Conservation Service uses title companies as intermediaries to finalize wetlands easements under the Wetlands Reserve Program. As a result, the data provided to us shows large sums of money going to these title companies. In reality, the payments are ultimately distributed to landowners participating in the WRP.

Unfortunately, NRCS has not provided the data to show where these farms and wetlands are located or which farmers or landowners are enrolling in the program, so EWG is unable to allocate these large sums of money to individuals beyond the title companies. Therefore, these companies skew the conservation rankings and payment concentration, which EWG cannot avoid unless and until NRCS makes available the additional farm attribution data. Therefore, we have not included WRP payments in the 2010 data update.



USDA subsidy information for **Elk Water Hutterian Brethren Inc**

Ownership shares for Elk Water Hutterian Brethren Inc

Pick year for ownership information

USDA county office/Ownership:	Percentage Share*
Elk Water Hutterian Brethren Inc	
ownership information from 2008	
Lincoln County, Minnesota	
Deanna Maendel	5.88%
Jordan Wipf	5.88%
Naomi Wipf	5.88%
Waylon Wipf	5.88%
Valerie Wipf	5.88%
Duane Wipf	5.88%
Darren Wipf	5.88%
Anna Wipf	5.88%
Steve Wipf	5.88%
Anna Marie Wipf	5.88%
Angela Wipf	5.89%
George Wipf	5.88%
Maria Wipf	5.89%
Crystal Wipf	5.89%
Lana Wipf	5.88%
Stephen M Wipf	5.89%
Daniel J Wipf	5.88%

* According to USDA percentage shares for ownership may not reflect share of subsidy payments. EWG review shows that share information on file with USDA may not always equal 100 percent. Most recent percentage share information is from 2008. Future release of this information was barred by law in the 2008 Farm Bill.

Note: The information on conservation spending for 2010 is incomplete due to missing data from USDA's Natural Resource Conservation Service. Payment data currently are not included for the Environmental Quality Incentives Program, but will be added once NRCS makes it available.

The information provided for the Wetland Reserve Program (WRP) provides an inaccurate picture of how WRP payments are distributed. USDA's Natural Resource Conservation Service uses title companies as intermediaries to finalize wetlands easements under the Wetlands Reserve Program. As a result, the data provided to us shows large sums of money going to these title companies. In reality, the payments are ultimately distributed to landowners participating in the WRP.



EWG Farm Subsidy Database

Corporate Subsidy Recipients 1 to 1 of 1 in Minnesota

Business Name: **ELMENDORF HUTTERIAN**

Rank	Name	Location	Subsidy Total 1995-2010
1	<u>Elmendorf Hutterian Brethren Inc</u>	Mountain Lake, MN 56159	\$ 1,034,250.58

Note: The information on conservation spending for 2010 is incomplete due to missing data from USDA's Natural Resource Conservation Service. Payment data currently are not included for the Environmental Quality Incentives Program, but will be added once NRCS makes it available.

The information provided for the Wetland Reserve Program (WRP) provides an inaccurate picture of how WRP payments are distributed. USDA's Natural Resource Conservation Service uses title companies as intermediaries to finalize wetlands easements under the Wetlands Reserve Program. As a result, the data provided to us shows large sums of money going to these title companies. In reality, the payments are ultimately distributed to landowners participating in the WRP.

Unfortunately, NRCS has not provided the data to show where these farms and wetlands are located or which farmers or landowners are enrolling in the program, so EWG is unable to allocate these large sums of money to individuals beyond the title companies. Therefore, these companies skew the conservation rankings and payment concentration, which EWG cannot avoid unless and until NRCS makes available the additional farm attribution data. Therefore, we have not included WRP payments in the 2010 data update.

Finally, we have separated data on farm commodity, disaster and conservation payments in order to provide a more accurate picture of top recipients and concentration of payments among the three main categories of USDA programs.

USDA subsidy information for **Elmendorf Hutterian Brethren Inc****Addresses on file with USDA for Elmendorf Hutterian Brethren Inc**

USDA county office from which subsidies were paid:	Subsidy Payments 1995-2010	Most recent address on file in USDA county office
Cottonwood County, Minnesota	\$1,034,251	Elmendorf Hutterian Brethren Inc Mountain Lake, MN 56159
Total	\$1,034,251	

Note: The information on conservation spending for 2010 is incomplete due to missing data from USDA's Natural Resource Conservation Service. Payment data currently are not included for the Environmental Quality Incentives Program, but will be added once NRCS makes it available.

The information provided for the Wetland Reserve Program (WRP) provides an inaccurate picture of how WRP payments are distributed. USDA's Natural Resource Conservation Service uses title companies as intermediaries to finalize wetlands easements under the Wetlands Reserve Program. As a result, the data provided to us shows large sums of money going to these title companies. In reality, the payments are ultimately distributed to landowners participating in the WRP.

Unfortunately, NRCS has not provided the data to show where these farms and wetlands are located or which farmers or landowners are enrolling in the program, so EWG is unable to allocate these large sums of money to individuals beyond the title companies. Therefore, these companies skew the conservation rankings and payment concentration, which EWG cannot avoid unless and until NRCS makes available the additional farm attribution data. Therefore, we have not included WRP payments in the 2010 data update.

Finally, we have separated data on farm commodity, disaster and conservation payments in order to provide a more accurate picture of top recipients and concentration of payments among the three main categories of USDA programs.

Elmendorf Hutterian Brethren Inc received payments totaling \$1,034,251 from 1995 through 2010

Year	Conservation Subsidies	Disaster Subsidies	Commodity Subsidies	Total USDA Subsidies 1995-2010
1995	\$0	\$0	\$0	\$0
1996	\$0	\$0	\$0	\$0
1997	\$0	\$0	\$0	\$0
1998	\$0	\$0	\$58,119	\$58,119
1999	\$0	\$0	\$155,780	\$155,780
2000	\$0	\$0	\$154,628	\$154,628
2001	\$0	\$0	\$150,040	\$150,040
2002	\$0	\$0	\$31,585	\$31,585
2003	\$0	\$4,845	\$47,014	\$51,859
2004	\$0	\$0	\$98,680	\$98,680
2005	\$0	\$1,781	\$139,760	\$141,541
2006	\$0	\$0	\$58,966	\$58,966
2007	\$0	\$0	\$33,882	\$33,882
2008	\$0	\$0	\$33,882	\$33,882
2009	\$2,000	\$0	\$33,209	\$35,209
2010	\$0	\$0	\$30,079	\$30,079
Total	\$2,000	\$6,626	\$1,025,625	\$1,034,251

Crop Summary for Elmendorf Hutterian Brethren Inc

Crop	Payments 1995-2010
Corn Subsidies**	\$751,604
Soybean Subsidies**	\$206,743
Wheat Subsidies**	\$3,752
Oat Subsidies**	\$142

Note: The information on conservation spending for 2010 is incomplete due to missing data from USDA's Natural Resource Conservation Service. Payment data currently are not included for the Environmental Quality Incentives Program, but will be added once NRCS makes it available.

The information provided for the Wetland Reserve Program (WRP) provides an inaccurate picture of how WRP payments are distributed. USDA's Natural Resource Conservation Service uses title companies as intermediaries to finalize wetlands easements under the Wetlands Reserve Program. As a result, the data provided to us shows large sums of money going to these title companies. In reality, the payments are ultimately distributed to landowners participating in the WRP.

USDA subsidy information for **Elmendorf Hutterian Brethren Inc**

Payment Breakdown

Subsidy Program	Total Payments 1995-2010
Total USDA - Subsidies	\$1,034,251
<i>Subtotal, Farming Subsidies</i>	\$1,025,625
<i>Subtotal, Conservation Programs</i>	\$2,000
<i>Subtotal, Disaster Payments</i>	\$6,626

Commodity subsidy breakdown

Subsidy Program	Total Payments 1995-2010
Subtotal, Farming Subsidies	\$1,025,625
<i>Total Direct Payments</i>	\$287,892
Direct Program Payments - 2008 Farm Bill	\$63,288
Direct Payment - Corn	\$164,087
Direct Payment - Soybeans	\$58,991
Direct Payment - Wheat	\$1,526
<i>Total Counter Cyclical Payments</i>	\$65,323
Counter Cyclical Payment - Corn	\$65,323
Counter Cyclical Payment - Soybeans	\$0
Counter Cyclical Payment - Wheat	\$0
<i>Production Flexibility Contracts</i>	\$154,337
Production Flexibility - Corn	\$152,905
Production Flexibility - Oats	\$78
Production Flexibility - Wheat	\$1,354
<i>Mkt. Loss Asst. - Commodity Crops</i>	\$130,037
Market Loss Assistance - Corn	\$129,101
Market Loss Assistance - Oats	\$64
Market Loss Assistance - Wheat	\$872
<i>Oilseed Program</i>	\$18,123
Oilseed Program - Soybean	\$18,123
<i>Loan Deficiency Payments</i>	\$253,754
Loan Deficiency - Corn	\$213,098
Loan Deficiency - Soybeans	\$40,656
<i>Total Commodity Certificates</i>	\$866

Commodity Certificates - Corn	\$866
<i>Marketing Loan Gains</i>	\$115,197
Market Gains Farm - Corn	\$26,224
Market Gains Farm - Soybeans	\$88,973
<i>Misc. Farm - Subsidies</i>	\$96
Interest Penalty Payments	\$96

Conservation subsidy breakdown

Subsidy Program	Total Payments 1995-2010
Subtotal, Conservation Programs	\$2,000
<i>Env. Quality Incentive Program</i>	\$2,000
EQIP - Regular	\$2,000

Disaster subsidy breakdown


Subsidy Program	Total Payments 1995-2010
Subtotal, Disaster Payments	\$6,626
<i>Misc. Disaster Payments</i>	\$6,626
Crop Disaster - Program	\$6,626

Note: The information on conservation spending for 2010 is incomplete due to missing data from USDA's Natural Resource Conservation Service. Payment data currently are not included for the Environmental Quality Incentives Program, but will be added once NRCS makes it available.

The information provided for the Wetland Reserve Program (WRP) provides an inaccurate picture of how WRP payments are distributed. USDA's Natural Resource Conservation Service uses title companies as intermediaries to finalize wetlands easements under the Wetlands Reserve Program. As a result, the data provided to us shows large sums of money going to these title companies. In reality, the payments are ultimately distributed to landowners participating in the WRP.

Unfortunately, NRCS has not provided the data to show where these farms and wetlands are located or which farmers or landowners are enrolling in the program, so EWG is unable to allocate these large sums of money to individuals beyond the title companies. Therefore, these companies skew the conservation rankings and payment concentration, which EWG cannot avoid unless and until NRCS makes available the additional farm attribution data. Therefore, we have not included WRP payments in the 2010 data update.

Finally, we have separated data on farm commodity, disaster and conservation payments in order to provide a more accurate picture of top recipients and concentration of payments among the three main categories of USDA programs.

USDA subsidy information for **Elmendorf Hutterian Brethren Inc****Ownership shares for Elmendorf Hutterian Brethren Inc**Pick year for ownership information 

USDA county office/Ownership:	Percentage Share*
Elmendorf Hutterian Brethren Inc ownership information from 2008 Cottonwood County, Minnesota	
Jake Wurtz	6.67%
Moses Wurtz	6.67%
Willie Wurtz	6.67%
Sammy Wipf	6.67%
Gary Wurtz	6.67%
Micheal Decker	6.66%
Dewayne P Wipf	6.66%
Leonard Wurtz	6.67%
Leonard D Waldner	6.66%
Alvin Wurtz	6.67%
Henry Wurtz	6.67%
Herbert Waldner	6.66%
David Waldner	6.66%
Dennis Wurtz	6.67%
Hank Wurtz	6.67%

* According to USDA percentage shares for ownership may not reflect share of subsidy payments. EWG review shows that share information on file with USDA may not always equal 100 percent. Most recent percentage share information is from 2008. Future release of this information was barred by law in the 2008 Farm Bill.


Note: The information on conservation spending for 2010 is incomplete due to missing data from USDA's Natural Resource Conservation Service. Payment data currently are not included for the Environmental Quality Incentives Program, but will be added once NRCS makes it available.

The information provided for the Wetland Reserve Program (WRP) provides an inaccurate picture of how WRP payments are distributed. USDA's Natural Resource Conservation Service uses title companies as intermediaries to finalize wetlands easements under the Wetlands Reserve Program. As a result, the data provided to us shows large sums of money going to these title companies. In reality, the payments are ultimately distributed to landowners participating in the WRP.

Unfortunately, NRCS has not provided the data to show where these farms and wetlands are located or which farmers or landowners are enrolling in the program, so EWG is unable to allocate these large sums of money to individuals beyond the title companies. Therefore, these companies skew the conservation rankings and payment concentration,

MELISSA DATA

1-800-MELISSA

[Products](#)[Solutions](#)[Downloads & Trials](#)[Sign In](#) | [Cart](#) | [Newsletters](#) | [Search](#)[Support](#)[Resources](#)[Lookups](#)[Contact Us](#)[Free Lookups](#)[Home](#) > [Lookups](#) > Nonprofit Organization Lookup[Help](#)**SSIS Add-in****Verify, correct & enhance contact data in SSIS****Free trial**Enter a 5-digit ZIP Code,
organization name or 9-digit Tax ID**Use this LookUp to:**

- Find information on over 1.4 million registered nonprofit organizations in the United States
- Get organization name, assets, income, and IRS subsection
- Select organization for contact name and address, type of foundation and organization
- Get deductibility status, classification, Form 990, and more

ELMENDORF SCHOOL CORPORATIONIn Care of Name **LEONARD WURTZ****42668 600TH AVE**Address **MOUNTAIN LAKE, MN [56159-2058](#)**
[MapG](#) [MapY](#) [MapV](#)IRS Subsection **501(c)(3) - A religious, educational, charitable, scientific or literary organization.**Type of Foundation **School**Type of Organization **Corporation**Deductibility **Contributions are deductible**Tax I.D. Number **411983169**Exempt Since **06-2001**Form 990 Requirement **Not required to file (income less than \$25,000)**Last 990 Form Filed **12-2010**Form 990 Amount **\$0**Classification **Elementary, Secondary Education, K - 12**

Share with others information about this Nonprofit - like the web site, e-mail address, how to donate or any corrections to the data shown.

Messages[How Can We Improve this Lookup?](#) | [Send to a Friend](#) | [Lookups Forum](#) | [Terms of Use](#)



EWG Farm Subsidy Database

Corporate Subsidy Recipients 1 to 2 of 2 in Minnesota

Business Name: HAVEN HUTTERIAN

Rank	Name	Location	Subsidy Total 1995-2010
1	<u>Haven Hutterian Brethren Inc</u>	Dexter, MN 55926	\$ 29,257.00
2	<u>Haven Hutterian Brethren Inc</u>	Dexter, MN 55926	\$ 4,289.00

Note: The information on conservation spending for 2010 is incomplete due to missing data from USDA's Natural Resource Conservation Service. Payment data currently are not included for the Environmental Quality Incentives Program, but will be added once NRCS makes it available.

The information provided for the Wetland Reserve Program (WRP) provides an inaccurate picture of how WRP payments are distributed. USDA's Natural Resource Conservation Service uses title companies as intermediaries to finalize wetlands easements under the Wetlands Reserve Program. As a result, the data provided to us shows large sums of money going to these title companies. In reality, the payments are ultimately distributed to landowners participating in the WRP.

Unfortunately, NRCS has not provided the data to show where these farms and wetlands are located or which farmers or landowners are enrolling in the program, so EWG is unable to allocate these large sums of money to individuals beyond the title companies. Therefore, these companies skew the conservation rankings and payment concentration, which EWG cannot avoid unless and until NRCS makes available the additional farm attribution data. Therefore, we have not included WRP payments in the 2010 data update.

Finally, we have separated data on farm commodity, disaster and conservation payments in order to provide a more accurate picture of top recipients and concentration of payments among the three main categories of USDA programs.



USDA subsidy information for Haven Hutterian Brethren Inc

Addresses on file with USDA for Haven Hutterian Brethren Inc

USDA county office from which subsidies were paid:	Subsidy Payments 1995-2010	Most recent address on file in USDA county office
Mower County, Minnesota	\$29,257	Haven Hutterian Brethren Inc Dexter, MN 55926
Total	\$29,257	

Note: The information on conservation spending for 2010 is incomplete due to missing data from USDA's Natural Resource Conservation Service. Payment data currently are not included for the Environmental Quality Incentives Program, but will be added once NRCS makes it available.

The information provided for the Wetland Reserve Program (WRP) provides an inaccurate picture of how WRP payments are distributed. USDA's Natural Resource Conservation Service uses title companies as intermediaries to finalize wetlands easements under the Wetlands Reserve Program. As a result, the data provided to us shows large sums of money going to these title companies. In reality, the payments are ultimately distributed to landowners participating in the WRP.

Unfortunately, NRCS has not provided the data to show where these farms and wetlands are located or which farmers or landowners are enrolling in the program, so EWG is unable to allocate these large sums of money to individuals beyond the title companies. Therefore, these companies skew the conservation rankings and payment concentration, which EWG cannot avoid unless and until NRCS makes available the additional farm attribution data. Therefore, we have not included WRP payments in the 2010 data update.

Finally, we have separated data on farm commodity, disaster and conservation payments in order to provide a more accurate picture of top recipients and concentration of payments among the three main categories of USDA programs.



Haven Hutterian Brethren Inc received payments totaling \$29,257 from 1995 through 2010

Year	Conservation Subsidies	Disaster Subsidies	Commodity Subsidies	Total USDA Subsidies 1995-2010
1995	\$9,091	\$0	\$0	\$9,091
1996	\$9,091	\$0	\$0	\$9,091
1997	\$9,091	\$0	\$0	\$9,091
1998	\$256	\$0	\$0	\$256
1999	\$216	\$0	\$0	\$216
2000	\$216	\$0	\$0	\$216
2001	\$216	\$0	\$0	\$216
2002	\$216	\$0	\$0	\$216
2003	\$216	\$0	\$0	\$216
2004	\$216	\$0	\$0	\$216
2005	\$216	\$0	\$0	\$216
2006	\$216	\$0	\$0	\$216
2007	\$0	\$0	\$0	\$0
2008	\$0	\$0	\$0	\$0
2009	\$0	\$0	\$0	\$0
2010	\$0	\$0	\$0	\$0
Total	\$29,257	\$0	\$0	\$29,257

Note: The information on conservation spending for 2010 is incomplete due to missing data from USDA's Natural Resource Conservation Service. Payment data currently are not included for the Environmental Quality Incentives Program, but will be added once NRCS makes it available.

The information provided for the Wetland Reserve Program (WRP) provides an inaccurate picture of how WRP payments are distributed. USDA's Natural Resource Conservation Service uses title companies as intermediaries to finalize wetlands easements under the Wetlands Reserve Program. As a result, the data provided to us shows large sums of money going to these title companies. In reality, the payments are ultimately distributed to landowners participating in the WRP.

Unfortunately, NRCS has not provided the data to show where these farms and wetlands are located or which farmers or landowners are enrolling in the program, so EWG is unable to allocate these large sums of money to individuals beyond the title companies. Therefore, these companies skew the conservation rankings and payment concentration, which EWG cannot avoid unless and until NRCS makes available the additional farm attribution data. Therefore, we have not included WRP payments in the 2010 data update.

Finally, we have separated data on farm commodity, disaster and conservation payments in order to provide a more accurate picture of top recipients and concentration of payments among the three main categories of USDA programs.



USDA subsidy information for Haven Hutterian Brethren Inc

Payment Breakdown

Subsidy Program	Total Payments 1995-2010
Total USDA - Subsidies	\$29,257
<i>Subtotal, Conservation Programs</i>	\$29,257

Conservation subsidy breakdown

Subsidy Program	Total Payments 1995-2010
Subtotal, Conservation Programs	\$29,257
<i>Conservation Reserve Program</i>	\$29,257
CRP - Annual Land Rental	\$29,092
CRP - Cost Share	\$165

Note: The information on conservation spending for 2010 is incomplete due to missing data from USDA's Natural Resource Conservation Service. Payment data currently are not included for the Environmental Quality Incentives Program, but will be added once NRCS makes it available.

The information provided for the Wetland Reserve Program (WRP) provides an inaccurate picture of how WRP payments are distributed. USDA's Natural Resource Conservation Service uses title companies as intermediaries to finalize wetlands easements under the Wetlands Reserve Program. As a result, the data provided to us shows large sums of money going to these title companies. In reality, the payments are ultimately distributed to landowners participating in the WRP.

Unfortunately, NRCS has not provided the data to show where these farms and wetlands are located or which farmers or landowners are enrolling in the program, so EWG is unable to allocate these large sums of money to individuals beyond the title companies. Therefore, these companies skew the conservation rankings and payment concentration, which EWG cannot avoid unless and until NRCS makes available the additional farm attribution data. Therefore, we have not included WRP payments in the 2010 data update.

Finally, we have separated data on farm commodity, disaster and conservation payments in order to provide a more accurate picture of top recipients and concentration of payments among the three main categories of USDA programs.

EWG Farm Subsidy Database

Corporate Subsidy Recipients 1 to 2 of 2 in Minnesota

Business Name: **HAVEN HUTTERIAN**

Rank	Name	Location	Subsidy Total 1995-2010
1	<u>Haven Hutterian Brethren Inc</u>	Dexter, MN 55926	\$ 29,257.00
2	<u>Haven Hutterian Brethren Inc</u>	Dexter, MN 55926	\$ 4,289.00

Note: The information on conservation spending for 2010 is incomplete due to missing data from USDA's Natural Resource Conservation Service. Payment data currently are not included for the Environmental Quality Incentives Program, but will be added once NRCS makes it available.

The information provided for the Wetland Reserve Program (WRP) provides an inaccurate picture of how WRP payments are distributed. USDA's Natural Resource Conservation Service uses title companies as intermediaries to finalize wetlands easements under the Wetlands Reserve Program. As a result, the data provided to us shows large sums of money going to these title companies. In reality, the payments are ultimately distributed to landowners participating in the WRP.

Unfortunately, NRCS has not provided the data to show where these farms and wetlands are located or which farmers or landowners are enrolling in the program, so EWG is unable to allocate these large sums of money to individuals beyond the title companies. Therefore, these companies skew the conservation rankings and payment concentration, which EWG cannot avoid unless and until NRCS makes available the additional farm attribution data. Therefore, we have not included WRP payments in the 2010 data update.

Finally, we have separated data on farm commodity, disaster and conservation payments in order to provide a more accurate picture of top recipients and concentration of payments among the three main categories of USDA programs.

USDA subsidy information for **Haven Hutterian Brethren Inc****Addresses on file with USDA for Haven Hutterian Brethren Inc**

USDA county office from which subsidies were paid:	Subsidy Payments 1995-2010	Most recent address on file in USDA county office
Mower County, Minnesota	\$4,289	Haven Hutterian Brethren Inc Dexter, MN 55926
Total	\$4,289	

Note: The information on conservation spending for 2010 is incomplete due to missing data from USDA's Natural Resource Conservation Service. Payment data currently are not included for the Environmental Quality Incentives Program, but will be added once NRCS makes it available.

The information provided for the Wetland Reserve Program (WRP) provides an inaccurate picture of how WRP payments are distributed. USDA's Natural Resource Conservation Service uses title companies as intermediaries to finalize wetlands easements under the Wetlands Reserve Program. As a result, the data provided to us shows large sums of money going to these title companies. In reality, the payments are ultimately distributed to landowners participating in the WRP.

Unfortunately, NRCS has not provided the data to show where these farms and wetlands are located or which farmers or landowners are enrolling in the program, so EWG is unable to allocate these large sums of money to individuals beyond the title companies. Therefore, these companies skew the conservation rankings and payment concentration, which EWG cannot avoid unless and until NRCS makes available the additional farm attribution data. Therefore, we have not included WRP payments in the 2010 data update.

Finally, we have separated data on farm commodity, disaster and conservation payments in order to provide a more accurate picture of top recipients and concentration of payments among the three main categories of USDA programs.



Haven Hutterian Brethren Inc received payments totaling \$4,289 from 1995 through 2010

Year	Conservation Subsidies	Disaster Subsidies	Commodity Subsidies	Total USDA Subsidies 1995-2010
1995	\$0	\$0	\$0	\$0
1996	\$0	\$0	\$0	\$0
1997	\$0	\$0	\$0	\$0
1998	\$0	\$0	\$0	\$0
1999	\$0	\$0	\$0	\$0
2000	\$0	\$0	\$0	\$0
2001	\$0	\$0	\$0	\$0
2002	\$0	\$0	\$0	\$0
2003	\$0	\$0	\$0	\$0
2004	\$0	\$0	\$0	\$0
2005	\$0	\$0	\$0	\$0
2006	\$1,135	\$0	\$0	\$1,135
2007	\$531	\$0	\$0	\$531
2008	\$1,561	\$0	\$0	\$1,561
2009	\$531	\$0	\$0	\$531
2010	\$531	\$0	\$0	\$531
Total	\$4,289	\$0	\$0	\$4,289

Note: The information on conservation spending for 2010 is incomplete due to missing data from USDA's Natural Resource Conservation Service. Payment data currently are not included for the Environmental Quality Incentives Program, but will be added once NRCS makes it available.

The information provided for the Wetland Reserve Program (WRP) provides an inaccurate picture of how WRP payments are distributed. USDA's Natural Resource Conservation Service uses title companies as intermediaries to finalize wetlands easements under the Wetlands Reserve Program. As a result, the data provided to us shows large sums of money going to these title companies. In reality, the payments are ultimately distributed to landowners participating in the WRP.

Unfortunately, NRCS has not provided the data to show where these farms and wetlands are located or which farmers or landowners are enrolling in the program, so EWG is unable to allocate these large sums of money to individuals beyond the title companies. Therefore, these companies skew the conservation rankings and payment concentration, which EWG cannot avoid unless and until NRCS makes available the additional farm attribution data. Therefore, we have not included WRP payments in the 2010 data update.

Finally, we have separated data on farm commodity, disaster and conservation payments in order to provide a more accurate picture of top recipients and concentration of payments among the three main categories of USDA programs.



USDA subsidy information for Haven Hutterian Brethren Inc

Payment Breakdown

Subsidy Program	Total Payments 1995-2010
Total USDA - Subsidies	\$4,289
<i>Subtotal, Conservation Programs</i>	\$4,289

Conservation subsidy breakdown


Subsidy Program	Total Payments 1995-2010
Subtotal, Conservation Programs	\$4,289
<i>Conservation Reserve Program</i>	\$4,289
CRP - Annual Land Rental	\$2,124
CRP - Practice Incentive	\$798
CRP - Signing Incentive	\$370
CRP - Cost Share	\$997

Note: The information on conservation spending for 2010 is incomplete due to missing data from USDA's Natural Resource Conservation Service. Payment data currently are not included for the Environmental Quality Incentives Program, but will be added once NRCS makes it available.

The information provided for the Wetland Reserve Program (WRP) provides an inaccurate picture of how WRP payments are distributed. USDA's Natural Resource Conservation Service uses title companies as intermediaries to finalize wetlands easements under the Wetlands Reserve Program. As a result, the data provided to us shows large sums of money going to these title companies. In reality, the payments are ultimately distributed to landowners participating in the WRP.

Unfortunately, NRCS has not provided the data to show where these farms and wetlands are located or which farmers or landowners are enrolling in the program, so EWG is unable to allocate these large sums of money to individuals beyond the title companies. Therefore, these companies skew the conservation rankings and payment concentration, which EWG cannot avoid unless and until NRCS makes available the additional farm attribution data. Therefore, we have not included WRP payments in the 2010 data update.

Finally, we have separated data on farm commodity, disaster and conservation payments in order to provide a more accurate picture of top recipients and concentration of payments among the three main categories of USDA programs.

USDA subsidy information for **Haven Hutterian Brethren Inc****Ownership shares for Haven Hutterian Brethren Inc**Pick year for ownership information 

USDA county office/Ownership:

Percentage
Share***Haven Hutterian Brethren Inc**
ownership information from 2009
Mower County, MinnesotaMembers Of Haven Hutterian Brethr

N/A*

* According to USDA percentage shares for ownership may not reflect share of subsidy payments. EWG review shows that share information on file with USDA may not always equal 100 percent. Most recent percentage share information is from 2008. Future release of this information was barred by law in the 2008 Farm Bill.

Note: The information on conservation spending for 2010 is incomplete due to missing data from USDA's Natural Resource Conservation Service. Payment data currently are not included for the Environmental Quality Incentives Program, but will be added once NRCS makes it available.

The information provided for the Wetland Reserve Program (WRP) provides an inaccurate picture of how WRP payments are distributed. USDA's Natural Resource Conservation Service uses title companies as intermediaries to finalize wetlands easements under the Wetlands Reserve Program. As a result, the data provided to us shows large sums of money going to these title companies. In reality, the payments are ultimately distributed to landowners participating in the WRP.

Unfortunately, NRCS has not provided the data to show where these farms and wetlands are located or which farmers or landowners are enrolling in the program, so EWG is unable to allocate these large sums of money to individuals beyond the title companies. Therefore, these companies skew the conservation rankings and payment concentration, which EWG cannot avoid unless and until NRCS makes available the additional farm attribution data. Therefore, we have not included WRP payments in the 2010 data update.

Finally, we have separated data on farm commodity, disaster and conservation payments in order to provide a more accurate picture of top recipients and concentration of payments among the three main categories of USDA programs.



USDA subsidy information for **Members Of Haven Hutterian Brethr**

Recipient's ownership share(s)

Recipient:	County	Percentage Share*
	Mower County, Minnesota	0.0 %
<u>Haven Hutterian Brethren Inc</u>	Mower County, Minnesota	0.0 %
	Mower County, Minnesota	0.0 %

* Most recent percentage share information is from 2008. According to USDA percentage shares for ownership may not reflect share of subsidy payments. EWG review shows that share information on file with USDA may not equal 100 percent.

Note: The information on conservation spending for 2010 is incomplete due to missing data from USDA's Natural Resource Conservation Service. Payment data currently are not included for the Environmental Quality Incentives Program, but will be added once NRCS makes it available.

The information provided for the Wetland Reserve Program (WRP) provides an inaccurate picture of how WRP payments are distributed. USDA's Natural Resource Conservation Service uses title companies as intermediaries to finalize wetlands easements under the Wetlands Reserve Program. As a result, the data provided to us shows large sums of money going to these title companies. In reality, the payments are ultimately distributed to landowners participating in the WRP.

Unfortunately, NRCS has not provided the data to show where these farms and wetlands are located or which farmers or landowners are enrolling in the program, so EWG is unable to allocate these large sums of money to individuals beyond the title companies. Therefore, these companies skew the conservation rankings and payment concentration, which EWG cannot avoid unless and until NRCS makes available the additional farm attribution data. Therefore, we have not included WRP payments in the 2010 data update.

Finally, we have separated data on farm commodity, disaster and conservation payments in order to provide a more accurate picture of top recipients and concentration of payments among the three main categories of USDA programs.

EWG Farm Subsidy Database

Corporate Subsidy Recipients 1 to 2 of 2 in Minnesota

Business Name: **HEARTLAND HUTTERIAN BRETHREN**

Rank	Name	Location	Subsidy Total 1995-2010
1	Heartland Hutterian Brethren Inc	Lake Benton, MN 56149	\$ 1,178,562.34
2	Heartland Hutterian Brethren	Lake Benton, MN 56149	\$ 260,003.81

Note: The information on conservation spending for 2010 is incomplete due to missing data from USDA's Natural Resource Conservation Service. Payment data currently are not included for the Environmental Quality Incentives Program, but will be added once NRCS makes it available.

The information provided for the Wetland Reserve Program (WRP) provides an inaccurate picture of how WRP payments are distributed. USDA's Natural Resource Conservation Service uses title companies as intermediaries to finalize wetlands easements under the Wetlands Reserve Program. As a result, the data provided to us shows large sums of money going to these title companies. In reality, the payments are ultimately distributed to landowners participating in the WRP.

Unfortunately, NRCS has not provided the data to show where these farms and wetlands are located or which farmers or landowners are enrolling in the program, so EWG is unable to allocate these large sums of money to individuals beyond the title companies. Therefore, these companies skew the conservation rankings and payment concentration, which EWG cannot avoid unless and until NRCS makes available the additional farm attribution data. Therefore, we have not included WRP payments in the 2010 data update.

Finally, we have separated data on farm commodity, disaster and conservation payments in order to provide a more accurate picture of top recipients and concentration of payments among the three main categories of USDA programs.



USDA subsidy information for **Heartland Hutterian Brethren Inc**

Addresses on file with USDA for Heartland Hutterian Brethren Inc

USDA county office from which subsidies were paid:	Subsidy Payments 1995-2010	Most recent address on file in USDA county office
Pipestone County, Minnesota	\$255,651	Heartland Hutterian Brethren Inc Lake Benton, MN 56149
Edmunds County, South Dakota	\$4,353	Heartland Hutterian Brethren Lake Benton, MN 56149
Total	\$260,004	

Note: The information on conservation spending for 2010 is incomplete due to missing data from USDA's Natural Resource Conservation Service. Payment data currently are not included for the Environmental Quality Incentives Program, but will be added once NRCS makes it available.

The information provided for the Wetland Reserve Program (WRP) provides an inaccurate picture of how WRP payments are distributed. USDA's Natural Resource Conservation Service uses title companies as intermediaries to finalize wetlands easements under the Wetlands Reserve Program. As a result, the data provided to us shows large sums of money going to these title companies. In reality, the payments are ultimately distributed to landowners participating in the WRP.

Unfortunately, NRCS has not provided the data to show where these farms and wetlands are located or which farmers or landowners are enrolling in the program, so EWG is unable to allocate these large sums of money to individuals beyond the title companies. Therefore, these companies skew the conservation rankings and payment concentration, which EWG cannot avoid unless and until NRCS makes available the additional farm attribution data. Therefore, we have not included WRP payments in the 2010 data update.

Finally, we have separated data on farm commodity, disaster and conservation payments in order to provide a more accurate picture of top recipients and concentration of payments among the three main categories of USDA programs.

Heartland Hutterian Brethren Inc received payments totaling \$260,004 from 1995 through 2010

Year	Conservation Subsidies	Disaster Subsidies	Commodity Subsidies	Total USDA Subsidies 1995-2010
1995	\$4,486	\$0	\$20,980	\$25,466
1996	\$4,486	\$0	\$30,054	\$34,540
1997	\$3,463	\$0	\$66,521	\$69,984
1998	\$512	\$0	\$83,579	\$84,091
1999	\$0	\$0	\$49,572	\$49,572
2000	\$0	\$0	\$-5,283	\$-5,283
2001	\$0	\$0	\$0	\$0
2002	\$0	\$0	\$0	\$0
2003	\$0	\$0	\$0	\$0
2004	\$0	\$0	\$0	\$0
2005	\$0	\$0	\$0	\$0
2006	\$0	\$0	\$0	\$0
2007	\$0	\$0	\$0	\$0
2008	\$0	\$0	\$0	\$0
2009	\$1,634	\$0	\$0	\$1,634
2010	\$0	\$0	\$0	\$0
Total	\$14,581	\$0	\$245,423	\$260,004

Crop Summary for Heartland Hutterian Brethren Inc

Crop	Payments 1995-2010
Corn Subsidies**	\$211,231
Soybean Subsidies**	\$27,244
Wheat Subsidies**	\$9,811
Barley Subsidies**	\$758
Oat Subsidies**	\$494
Sorghum Subsidies**	\$47

Counties where payments were made from

County	Subsidy Payments 1995-2010
Pipestone County, Minnesota	\$255,651
Edmunds County, South Dakota	\$4,353

Total**\$260,004**

Note: The information on conservation spending for 2010 is incomplete due to missing data from USDA's Natural Resource Conservation Service. Payment data currently are not included for the Environmental Quality Incentives Program, but will be added once NRCS makes it available.

The information provided for the Wetland Reserve Program (WRP) provides an inaccurate picture of how WRP payments are distributed. USDA's Natural Resource Conservation Service uses title companies as intermediaries to finalize wetlands easements under the Wetlands Reserve Program. As a result, the data provided to us shows large sums of money going to these title companies. In reality, the payments are ultimately distributed to landowners participating in the WRP.

Unfortunately, NRCS has not provided the data to show where these farms and wetlands are located or which farmers or landowners are enrolling in the program, so EWG is unable to allocate these large sums of money to individuals beyond the title companies. Therefore, these companies skew the conservation rankings and payment concentration, which EWG cannot avoid unless and until NRCS makes available the additional farm attribution data. Therefore, we have not included WRP payments in the 2010 data update.

Finally, we have separated data on farm commodity, disaster and conservation payments in order to provide a more accurate picture of top recipients and concentration of payments among the three main categories of USDA programs.

USDA subsidy information for **Heartland Hutterian Brethren Inc****Payment Breakdown**

Subsidy Program	Total Payments 1995-2010
Total USDA - Subsidies	\$260,004
<i>Subtotal, Farming Subsidies</i>	\$245,423
<i>Subtotal, Conservation Programs</i>	\$14,581

Commodity subsidy breakdown

Subsidy Program	Total Payments 1995-2010
Subtotal, Farming Subsidies	\$245,423
<i>Production Flexibility Contracts</i>	\$156,687
Production Flexibility - Corn	\$147,764
Production Flexibility - Oats	\$427
Production Flexibility - Sorghum	\$12
Production Flexibility - Wheat	\$8,484
<i>Mkt. Loss Asst. - Commodity Crops</i>	\$19,888
Market Loss Assistance - Corn	\$18,494
Market Loss Assistance - Oats	\$67
Market Loss Assistance - Wheat	\$1,327
<i>Deficiency Payments</i>	\$12,391
Advance Deficiency - Barley	\$-4,142
Deficiency - Barley	\$4,900
Advance Deficiency - Corn	\$5,010
Deficiency - Corn	\$6,588
Deficiency - Sorghum	\$35
Advance Deficiency - Wheat	\$-5,248
Deficiency - Wheat	\$5,248
<i>Loan Deficiency Payments</i>	\$10,289
Loan Deficiency - Corn	\$2,684
Loan Deficiency - Soybeans	\$7,604
<i>Marketing Loan Gains</i>	\$50,331
Market Gains Farm - Corn	\$30,690
Market Gains Farm - Soybeans	\$19,640
<i>Misc. Farm - Subsidies</i>	\$-4,162

Interest Penalty Payments	\$1,121
Payment Limitation	\$-5,283

Conservation subsidy breakdown

Subsidy Program	Total Payments 1995-2010
Subtotal, Conservation Programs	\$14,581
<i>Conservation Reserve Program</i>	\$12,947
CRP - Annual Land Rental	\$11,227
CRP - Cost Share	\$1,720
<i>Env. Quality Incentive Program</i>	\$1,634
EQIP - Regular	\$1,634

Note: The information on conservation spending for 2010 is incomplete due to missing data from USDA's Natural Resource Conservation Service. Payment data currently are not included for the Environmental Quality Incentives Program, but will be added once NRCS makes it available.

The information provided for the Wetland Reserve Program (WRP) provides an inaccurate picture of how WRP payments are distributed. USDA's Natural Resource Conservation Service uses title companies as intermediaries to finalize wetlands easements under the Wetlands Reserve Program. As a result, the data provided to us shows large sums of money going to these title companies. In reality, the payments are ultimately distributed to landowners participating in the WRP.

Unfortunately, NRCS has not provided the data to show where these farms and wetlands are located or which farmers or landowners are enrolling in the program, so EWG is unable to allocate these large sums of money to individuals beyond the title companies. Therefore, these companies skew the conservation rankings and payment concentration, which EWG cannot avoid unless and until NRCS makes available the additional farm attribution data. Therefore, we have not included WRP payments in the 2010 data update.

Finally, we have separated data on farm commodity, disaster and conservation payments in order to provide a more accurate picture of top recipients and concentration of payments among the three main categories of USDA programs.

MELISSA DATA

1-800-MELISSA

[Products](#)[Solutions](#)[Downloads & Trials](#)[Sign In](#)[Cart](#)[Newsletters](#)[Search](#)[Support](#)[Resources](#)[Lookups](#)[Contact Us](#)[Free Lookups](#)[Home](#) > [Lookups](#) > Nonprofit Organization Lookup[Help](#)**Got Contact Data? ✓ Verify it.**

Verify Addresses, Phone Numbers, & Emails Addresses in Real-Time.

[Verify Data Now](#)Enter a 5-digit ZIP Code,
organization name or 9-digit Tax ID
[Submit](#)

Use this LookUp to:

- Find information on over 1.4 million registered nonprofit organizations in the United States
- Get organization name, assets, income, and IRS subsection
- Select organization for contact name and address, type of foundation and organization
- Get deductibility status, classification, Form 990, and more

HEARTLAND HUTTERIAN BRETHREN INC

In Care of Name	JOE WIPF JR PRES
Address	2171 100TH AVE LAKE BENTON, MN 56149-1122 MapG MapY MapV
IRS Subsection	501(d) - A religious and apostolic association.
Type of Organization	Corporation
Deductibility	Contributions are NOT deductible
Tax I.D. Number	931052252
Exempt Since	10-1995
Form 990 Requirement	Not required to file 990

Activity #1Other religious activities

Share with others information about this Nonprofit - like the web site, e-mail address, how to donate or any corrections to the data shown.

[Post a Message](#)[Messages](#)[How Can We Improve this Lookup?](#) | [Send to a Friend](#) | [Lookups Forum](#) | [Terms of Use](#)



EWG Farm Subsidy Database

Corporate Subsidy Recipients 1 to 1 of 1 in Minnesota

Business Name: **MEMBERS OF LEANING OAK**

Rank	Name	Location	Subsidy Total 1995-2010
1	<u>Members Of Leaning Oak Hutterian</u>	Gully, MN 56646	Farm Owner

Note: The information on conservation spending for 2010 is incomplete due to missing data from USDA's Natural Resource Conservation Service. Payment data currently are not included for the Environmental Quality Incentives Program, but will be added once NRCS makes it available.

The information provided for the Wetland Reserve Program (WRP) provides an inaccurate picture of how WRP payments are distributed. USDA's Natural Resource Conservation Service uses title companies as intermediaries to finalize wetlands easements under the Wetlands Reserve Program. As a result, the data provided to us shows large sums of money going to these title companies. In reality, the payments are ultimately distributed to landowners participating in the WRP.

Unfortunately, NRCS has not provided the data to show where these farms and wetlands are located or which farmers or landowners are enrolling in the program, so EWG is unable to allocate these large sums of money to individuals beyond the title companies. Therefore, these companies skew the conservation rankings and payment concentration, which EWG cannot avoid unless and until NRCS makes available the additional farm attribution data. Therefore, we have not included WRP payments in the 2010 data update.

Finally, we have separated data on farm commodity, disaster and conservation payments in order to provide a more accurate picture of top recipients and concentration of payments among the three main categories of USDA programs.



USDA subsidy information for **Members Of Leaning Oak Hutterian**

Addresses on file with USDA for Members Of Leaning Oak Hutterian

USDA county office from which subsidies were paid:	Subsidy Payments 1995-2010	Most recent address on file in USDA county office
Clearwater County, Minnesota	\$0	Members Of Leaning Oak Hutterian Gully, MN 56646
Total	\$0	

Note: The information on conservation spending for 2010 is incomplete due to missing data from USDA's Natural Resource Conservation Service. Payment data currently are not included for the Environmental Quality Incentives Program, but will be added once NRCS makes it available.

The information provided for the Wetland Reserve Program (WRP) provides an inaccurate picture of how WRP payments are distributed. USDA's Natural Resource Conservation Service uses title companies as intermediaries to finalize wetlands easements under the Wetlands Reserve Program. As a result, the data provided to us shows large sums of money going to these title companies. In reality, the payments are ultimately distributed to landowners participating in the WRP.

Unfortunately, NRCS has not provided the data to show where these farms and wetlands are located or which farmers or landowners are enrolling in the program, so EWG is unable to allocate these large sums of money to individuals beyond the title companies. Therefore, these companies skew the conservation rankings and payment concentration, which EWG cannot avoid unless and until NRCS makes available the additional farm attribution data. Therefore, we have not included WRP payments in the 2010 data update.

Finally, we have separated data on farm commodity, disaster and conservation payments in order to provide a more accurate picture of top recipients and concentration of payments among the three main categories of USDA programs.

USDA subsidy information for **Members Of Leaning Oak Hutterian****Recipient's ownership share(s)**

Recipient:	County	Percentage Share*
	Clearwater County, Minnesota	0.0 %
<u>Leaning Oak Hutterian Brethren In</u>	Clearwater County, Minnesota	0.0 %
	Clearwater County, Minnesota	0.0 %

* Most recent percentage share information is from 2008. According to USDA percentage shares for ownership may not reflect share of subsidy payments. EWG review shows that share information on file with USDA may not equal 100 percent.

Note: The information on conservation spending for 2010 is incomplete due to missing data from USDA's Natural Resource Conservation Service. Payment data currently are not included for the Environmental Quality Incentives Program, but will be added once NRCS makes it available.

The information provided for the Wetland Reserve Program (WRP) provides an inaccurate picture of how WRP payments are distributed. USDA's Natural Resource Conservation Service uses title companies as intermediaries to finalize wetlands easements under the Wetlands Reserve Program. As a result, the data provided to us shows large sums of money going to these title companies. In reality, the payments are ultimately distributed to landowners participating in the WRP.

Unfortunately, NRCS has not provided the data to show where these farms and wetlands are located or which farmers or landowners are enrolling in the program, so EWG is unable to allocate these large sums of money to individuals beyond the title companies. Therefore, these companies skew the conservation rankings and payment concentration, which EWG cannot avoid unless and until NRCS makes available the additional farm attribution data. Therefore, we have not included WRP payments in the 2010 data update.

Finally, we have separated data on farm commodity, disaster and conservation payments in order to provide a more accurate picture of top recipients and concentration of payments among the three main categories of USDA programs.



USDA subsidy information for **Leaning Oak Hutterian Brethren In**

Addresses on file with USDA for Leaning Oak Hutterian Brethren In

USDA county office from which subsidies were paid:	Subsidy Payments 1995-2010	Most recent address on file in USDA county office
Clearwater County, Minnesota	\$239,496	Leaning Oak Hutterian Brethren In Doland, SD 57436
Polk County, Minnesota	\$15,346	Leaning Oak Hutterian Brethren In Doland, SD 57436
Total	\$254,842	

Note: The information on conservation spending for 2010 is incomplete due to missing data from USDA's Natural Resource Conservation Service. Payment data currently are not included for the Environmental Quality Incentives Program, but will be added once NRCS makes it available.

The information provided for the Wetland Reserve Program (WRP) provides an inaccurate picture of how WRP payments are distributed. USDA's Natural Resource Conservation Service uses title companies as intermediaries to finalize wetlands easements under the Wetlands Reserve Program. As a result, the data provided to us shows large sums of money going to these title companies. In reality, the payments are ultimately distributed to landowners participating in the WRP.

Unfortunately, NRCS has not provided the data to show where these farms and wetlands are located or which farmers or landowners are enrolling in the program, so EWG is unable to allocate these large sums of money to individuals beyond the title companies. Therefore, these companies skew the conservation rankings and payment concentration, which EWG cannot avoid unless and until NRCS makes available the additional farm attribution data. Therefore, we have not included WRP payments in the 2010 data update.

Finally, we have separated data on farm commodity, disaster and conservation payments in order to provide a more accurate picture of top recipients and concentration of payments among the three main categories of USDA programs.



Leaning Oak Hutterian Brethren In received payments totaling **\$254,842** from 1995 through 2010

Year	Conservation Subsidies	Disaster Subsidies	Commodity Subsidies	Total USDA Subsidies 1995-2010
1995	\$0	\$0	\$0	\$0
1996	\$0	\$0	\$0	\$0
1997	\$0	\$0	\$0	\$0
1998	\$0	\$0	\$0	\$0
1999	\$0	\$0	\$0	\$0
2000	\$0	\$0	\$0	\$0
2001	\$0	\$0	\$0	\$0
2002	\$0	\$0	\$0	\$0
2003	\$0	\$0	\$0	\$0
2004	\$2,798	\$0	\$17,449	\$20,247
2005	\$3,730	\$80,000	\$21,952	\$105,682
2006	\$3,730	\$0	\$21,567	\$25,297
2007	\$3,730	\$32,502	\$19,429	\$55,661
2008	\$3,730	\$36,765	\$0	\$40,495
2009	\$3,730	\$0	\$0	\$3,730
2010	\$3,730	\$0	\$0	\$3,730
Total	\$25,178	\$149,267	\$80,397	\$254,842

Crop Summary for Leaning Oak Hutterian Brethren In

Crop	Payments 1995-2010
Barley Subsidies**	\$40,122
Wheat Subsidies**	\$33,568
Sunflower Subsidies**	\$5,716
Livestock Subsidies	\$2,132
Oat Subsidies**	\$530
Soybean Subsidies**	\$306
Canola Subsidies**	\$89
Flax Subsidies**	\$66

Counties where payments were made from

County	Subsidy Payments 1995-2010
--------	----------------------------

Clearwater County, Minnesota	\$239,496
Polk County, Minnesota	\$15,346
Total	\$254,842

Note: The information on conservation spending for 2010 is incomplete due to missing data from USDA's Natural Resource Conservation Service. Payment data currently are not included for the Environmental Quality Incentives Program, but will be added once NRCS makes it available.

The information provided for the Wetland Reserve Program (WRP) provides an inaccurate picture of how WRP payments are distributed. USDA's Natural Resource Conservation Service uses title companies as intermediaries to finalize wetlands easements under the Wetlands Reserve Program. As a result, the data provided to us shows large sums of money going to these title companies. In reality, the payments are ultimately distributed to landowners participating in the WRP.

Unfortunately, NRCS has not provided the data to show where these farms and wetlands are located or which farmers or landowners are enrolling in the program, so EWG is unable to allocate these large sums of money to individuals beyond the title companies. Therefore, these companies skew the conservation rankings and payment concentration, which EWG cannot avoid unless and until NRCS makes available the additional farm attribution data. Therefore, we have not included WRP payments in the 2010 data update.

Finally, we have separated data on farm commodity, disaster and conservation payments in order to provide a more accurate picture of top recipients and concentration of payments among the three main categories of USDA programs.

USDA subsidy information for **Leaning Oak Hutterian Brethren In****Payment Breakdown**

Subsidy Program	Total Payments 1995-2010
Total USDA - Subsidies	\$254,842
<i>Subtotal, Farming Subsidies</i>	\$80,397
<i>Subtotal, Conservation Programs</i>	\$25,178
<i>Subtotal, Disaster Payments</i>	\$149,267

Commodity subsidy breakdown

Subsidy Program	Total Payments 1995-2010
Subtotal, Farming Subsidies	\$80,397
<i>Total Direct Payments</i>	\$70,958
Direct Payment - Barley	\$31,188
Direct Payment - Canola	\$89
Direct Payment - Flax	\$66
Direct Payment - Oats	\$530
Direct Payment - Soybeans	\$195
Direct Payment - Sunflower	\$5,716
Direct Payment - Wheat	\$33,174
<i>Total Counter Cyclical Payments</i>	\$8,934
Counter Cyclical Payment - Barley	\$8,934
<i>Loan Deficiency Payments</i>	\$505
Loan Deficiency - Soybeans	\$111
Loan Deficiency - Wheat	\$394

Conservation subsidy breakdown

Subsidy Program	Total Payments 1995-2010
Subtotal, Conservation Programs	\$25,178
<i>Conservation Reserve Program</i>	\$25,178
CRP - Annual Land Rental	\$26,110
CRP - Haying / Grazing	\$-932

Disaster subsidy breakdown

Subsidy Program	Total Payments 1995-2010
-----------------	--------------------------

Subtotal, Disaster Payments	\$149,267
<i>Misc. Disaster Payments</i>	\$147,135
Crop Disaster - Program	\$147,135
Livestock Compensation Program	\$2,132

Note: The information on conservation spending for 2010 is incomplete due to missing data from USDA's Natural Resource Conservation Service. Payment data currently are not included for the Environmental Quality Incentives Program, but will be added once NRCS makes it available.

The information provided for the Wetland Reserve Program (WRP) provides an inaccurate picture of how WRP payments are distributed. USDA's Natural Resource Conservation Service uses title companies as intermediaries to finalize wetlands easements under the Wetlands Reserve Program. As a result, the data provided to us shows large sums of money going to these title companies. In reality, the payments are ultimately distributed to landowners participating in the WRP.

Unfortunately, NRCS has not provided the data to show where these farms and wetlands are located or which farmers or landowners are enrolling in the program, so EWG is unable to allocate these large sums of money to individuals beyond the title companies. Therefore, these companies skew the conservation rankings and payment concentration, which EWG cannot avoid unless and until NRCS makes available the additional farm attribution data. Therefore, we have not included WRP payments in the 2010 data update.

Finally, we have separated data on farm commodity, disaster and conservation payments in order to provide a more accurate picture of top recipients and concentration of payments among the three main categories of USDA programs.



USDA subsidy information for **Leaning Oak Hutterian Brethren In**

Ownership shares for **Leaning Oak Hutterian Brethren In**

Pick year for ownership information

USDA county office/Ownership:	Percentage Share*
Leaning Oak Hutterian Brethren In ownership information from 2009 Clearwater County, Minnesota	
<u>Members Of Leaning Oak Hutterian</u>	N/A*

* According to USDA percentage shares for ownership may not reflect share of subsidy payments. EWG review shows that share information on file with USDA may not always equal 100 percent. Most recent percentage share information is from 2008. Future release of this information was barred by law in the 2008 Farm Bill.

Note: The information on conservation spending for 2010 is incomplete due to missing data from USDA's Natural Resource Conservation Service. Payment data currently are not included for the Environmental Quality Incentives Program, but will be added once NRCS makes it available.

The information provided for the Wetland Reserve Program (WRP) provides an inaccurate picture of how WRP payments are distributed. USDA's Natural Resource Conservation Service uses title companies as intermediaries to finalize wetlands easements under the Wetlands Reserve Program. As a result, the data provided to us shows large sums of money going to these title companies. In reality, the payments are ultimately distributed to landowners participating in the WRP.

Unfortunately, NRCS has not provided the data to show where these farms and wetlands are located or which farmers or landowners are enrolling in the program, so EWG is unable to allocate these large sums of money to individuals beyond the title companies. Therefore, these companies skew the conservation rankings and payment concentration, which EWG cannot avoid unless and until NRCS makes available the additional farm attribution data. Therefore, we have not included WRP payments in the 2010 data update.

Finally, we have separated data on farm commodity, disaster and conservation payments in order to provide a more accurate picture of top recipients and concentration of payments among the three main categories of USDA programs.

USDA subsidy information for **Members Of Leaning Oak Hutterian**

Recipient's ownership share(s)

Recipient:	County	Percentage Share*
<u>Leaning Oak Hutterian Brethren In</u>	Clearwater County, Minnesota	0.0 %
	Clearwater County, Minnesota	0.0 %
	Clearwater County, Minnesota	0.0 %

* Most recent percentage share information is from 2008. According to USDA percentage shares for ownership may not reflect share of subsidy payments. EWG review shows that share information on file with USDA may not equal 100 percent.

Note: The information on conservation spending for 2010 is incomplete due to missing data from USDA's Natural Resource Conservation Service. Payment data currently are not included for the Environmental Quality Incentives Program, but will be added once NRCS makes it available.

The information provided for the Wetland Reserve Program (WRP) provides an inaccurate picture of how WRP payments are distributed. USDA's Natural Resource Conservation Service uses title companies as intermediaries to finalize wetlands easements under the Wetlands Reserve Program. As a result, the data provided to us shows large sums of money going to these title companies. In reality, the payments are ultimately distributed to landowners participating in the WRP.

Unfortunately, NRCS has not provided the data to show where these farms and wetlands are located or which farmers or landowners are enrolling in the program, so EWG is unable to allocate these large sums of money to individuals beyond the title companies. Therefore, these companies skew the conservation rankings and payment concentration, which EWG cannot avoid unless and until NRCS makes available the additional farm attribution data. Therefore, we have not included WRP payments in the 2010 data update.

Finally, we have separated data on farm commodity, disaster and conservation payments in order to provide a more accurate picture of top recipients and concentration of payments among the three main categories of USDA programs.



EWG Farm Subsidy Database

Corporate Subsidy Recipients 1 to 1 of 1 in Minnesota

Business Name: LISMORE HUTTERIAN

Rank	Name	Location	Subsidy Total 1995-2010
1	<u>Lismore Hutterian Brethren Inc</u>	Clinton, MN 56225	\$ 1,507,491.88

Note: The information on conservation spending for 2010 is incomplete due to missing data from USDA's Natural Resource Conservation Service. Payment data currently are not included for the Environmental Quality Incentives Program, but will be added once NRCS makes it available.

The information provided for the Wetland Reserve Program (WRP) provides an inaccurate picture of how WRP payments are distributed. USDA's Natural Resource Conservation Service uses title companies as intermediaries to finalize wetlands easements under the Wetlands Reserve Program. As a result, the data provided to us shows large sums of money going to these title companies. In reality, the payments are ultimately distributed to landowners participating in the WRP.

Unfortunately, NRCS has not provided the data to show where these farms and wetlands are located or which farmers or landowners are enrolling in the program, so EWG is unable to allocate these large sums of money to individuals beyond the title companies. Therefore, these companies skew the conservation rankings and payment concentration, which EWG cannot avoid unless and until NRCS makes available the additional farm attribution data. Therefore, we have not included WRP payments in the 2010 data update.

Finally, we have separated data on farm commodity, disaster and conservation payments in order to provide a more accurate picture of top recipients and concentration of payments among the three main categories of USDA programs.

USDA subsidy information for **Lismore Hutterian Brethren Inc****Addresses on file with USDA for Lismore Hutterian Brethren Inc**

USDA county office from which subsidies were paid:	Subsidy Payments 1995-2010	Most recent address on file in USDA county office
Big Stone County, Minnesota	\$1,507,492	Lismore Hutterian Brethren Inc Clinton, MN 56225
Total	\$1,507,492	

Note: The information on conservation spending for 2010 is incomplete due to missing data from USDA's Natural Resource Conservation Service. Payment data currently are not included for the Environmental Quality Incentives Program, but will be added once NRCS makes it available.

The information provided for the Wetland Reserve Program (WRP) provides an inaccurate picture of how WRP payments are distributed. USDA's Natural Resource Conservation Service uses title companies as intermediaries to finalize wetlands easements under the Wetlands Reserve Program. As a result, the data provided to us shows large sums of money going to these title companies. In reality, the payments are ultimately distributed to landowners participating in the WRP.

Unfortunately, NRCS has not provided the data to show where these farms and wetlands are located or which farmers or landowners are enrolling in the program, so EWG is unable to allocate these large sums of money to individuals beyond the title companies. Therefore, these companies skew the conservation rankings and payment concentration, which EWG cannot avoid unless and until NRCS makes available the additional farm attribution data. Therefore, we have not included WRP payments in the 2010 data update.

Finally, we have separated data on farm commodity, disaster and conservation payments in order to provide a more accurate picture of top recipients and concentration of payments among the three main categories of USDA programs.



Lismore Hutterian Brethren Inc received payments totaling \$1,507,492 from 1995 through 2010

Year	Conservation Subsidies	Disaster Subsidies	Commodity Subsidies	Total USDA Subsidies 1995-2010
1995	\$0	\$0	\$0	\$0
1996	\$0	\$0	\$0	\$0
1997	\$0	\$0	\$0	\$0
1998	\$0	\$0	\$0	\$0
1999	\$0	\$0	\$205,024	\$205,024
2000	\$0	\$0	\$253,508	\$253,508
2001	\$0	\$0	\$208,991	\$208,991
2002	\$0	\$0	\$26,239	\$26,239
2003	\$0	\$0	\$74,356	\$74,356
2004	\$0	\$0	\$128,372	\$128,372
2005	\$0	\$0	\$352,520	\$352,520
2006	\$0	\$0	\$90,036	\$90,036
2007	\$0	\$0	\$40,000	\$40,000
2008	\$783	\$1,503	\$40,000	\$42,286
2009	\$4,851	\$0	\$40,022	\$44,873
2010	\$1,288	\$0	\$40,000	\$41,288
Total	\$6,922	\$1,503	\$1,499,067	\$1,507,492

Crop Summary for Lismore Hutterian Brethren Inc

Crop	Payments 1995-2010
Corn Subsidies**	\$976,262
Soybean Subsidies**	\$339,284
Wheat Subsidies**	\$84,454
Barley Subsidies**	\$19,017
Oat Subsidies**	\$29

Note: The information on conservation spending for 2010 is incomplete due to missing data from USDA's Natural Resource Conservation Service. Payment data currently are not included for the Environmental Quality Incentives Program, but will be added once NRCS makes it available.

The information provided for the Wetland Reserve Program (WRP) provides an inaccurate picture of how WRP payments are distributed. USDA's Natural Resource Conservation Service uses title companies as intermediaries to finalize wetlands easements under the Wetlands Reserve Program. As a result, the data provided to us shows large

USDA subsidy information for **Lismore Hutterian Brethren Inc**

Payment Breakdown

Subsidy Program	Total Payments 1995-2010
Total USDA - Subsidies	\$1,507,492
<i>Subtotal, Farming Subsidies</i>	\$1,499,067
<i>Subtotal, Conservation Programs</i>	\$6,922
<i>Subtotal, Disaster Payments</i>	\$1,503

Commodity subsidy breakdown

Subsidy Program	Total Payments 1995-2010
Subtotal, Farming Subsidies	\$1,499,067
<i>Total Direct Payments</i>	\$346,575
Direct Program Payments - 2008 Farm Bill	\$80,022
Direct Payment - Corn	\$193,028
Direct Payment - Soybeans	\$65,558
Direct Payment - Wheat	\$7,967
<i>Total Counter Cyclical Payments</i>	\$130,000
Counter Cyclical Payment - Corn	\$130,000
<i>Production Flexibility Contracts</i>	\$108,356
Production Flexibility - Barley	\$9,228
Production Flexibility - Corn	\$62,144
Production Flexibility - Oats	\$14
Production Flexibility - Wheat	\$36,970
<i>Mkt. Loss Asst. - Commodity Crops</i>	\$101,470
Market Loss Assistance - Barley	\$9,789
Market Loss Assistance - Corn	\$52,149
Market Loss Assistance - Oats	\$15
Market Loss Assistance - Wheat	\$39,517
<i>Oilseed Program</i>	\$34,642
Oilseed Program - Soybean	\$34,642
<i>Loan Deficiency Payments</i>	\$514,031
Loan Deficiency - Corn	\$309,187
Loan Deficiency - Soybeans	\$204,844
<i>Total Commodity Certificates</i>	\$250,060

Commodity Certificates - Corn	\$215,820
Commodity Certificates - Soybeans	\$34,240
<i>Marketing Loan Gains</i>	\$13,934
Market Gains Farm - Corn	\$13,934

Conservation subsidy breakdown

Subsidy Program	Total Payments 1995-2010
Subtotal, Conservation Programs	\$6,922
<i>Conservation Reserve Program</i>	\$6,922
CRP - Annual Land Rental	\$1,711
CRP - Practice Incentive	\$2,156
CRP - Signing Incentive	\$360
CRP - Cost Share	\$2,695

Disaster subsidy breakdown

Subsidy Program	Total Payments 1995-2010
Subtotal, Disaster Payments	\$1,503
<i>Misc. Disaster Payments</i>	\$1,503
Crop Disaster - Program	\$1,503

Note: The information on conservation spending for 2010 is incomplete due to missing data from USDA's Natural Resource Conservation Service. Payment data currently are not included for the Environmental Quality Incentives Program, but will be added once NRCS makes it available.

The information provided for the Wetland Reserve Program (WRP) provides an inaccurate picture of how WRP payments are distributed. USDA's Natural Resource Conservation Service uses title companies as intermediaries to finalize wetlands easements under the Wetlands Reserve Program. As a result, the data provided to us shows large sums of money going to these title companies. In reality, the payments are ultimately distributed to landowners participating in the WRP.

Unfortunately, NRCS has not provided the data to show where these farms and wetlands are located or which farmers or landowners are enrolling in the program, so EWG is unable to allocate these large sums of money to individuals beyond the title companies. Therefore, these companies skew the conservation rankings and payment concentration, which EWG cannot avoid unless and until NRCS makes available the additional farm attribution data. Therefore, we have not included WRP payments in the 2010 data update.

Finally, we have separated data on farm commodity, disaster and conservation payments in order to provide a more accurate picture of top recipients and concentration of payments among the three main categories of USDA programs.

USDA subsidy information for **Lismore Hutterian Brethren Inc****Ownership shares for Lismore Hutterian Brethren Inc**

Pick year for ownership information

USDA county office/Ownership:

Percentage
Share*

Lismore Hutterian Brethren Inc
ownership information from 2010
Big Stone County, Minnesota

Joel Wollman	N/A*
Joseph Wollman	N/A*
Clara Tschetter	N/A*
Amos Wollman	N/A*
Samuel Wollman	N/A*
Joseph Wollman	N/A*
Zacharias Tschetter	N/A*
Brian Tschetter	N/A*
Gary Tschetter	N/A*
Dora Wipf	N/A*
Dale Tschetter	N/A*
Tobias Hoffer	N/A*
Herbert Hofer Jr	N/A*
Glenn Tschetter	N/A*
John Wollman	N/A*
Jeremy Wollman	N/A*
Marvin Wollman	N/A*
Samuel Joel Wollman	N/A*
Herbert Hofer	N/A*
Samuel Wollman	N/A*

* According to USDA percentage shares for ownership may not reflect share of subsidy payments. EWG review shows that share information on file with USDA may not always equal 100 percent. Most recent percentage share information is from 2008. Future release of this information was barred by law in the 2008 Farm Bill.

Note: The information on conservation spending for 2010 is incomplete due to missing data from USDA's Natural Resource Conservation Service. Payment data currently are not included for the Environmental Quality Incentives Program, but will be added once NRCS makes it available.



EWG Farm Subsidy Database

Corporate Subsidy Recipients 1 to 1 of 1 in Minnesota

Business Name: **NEUHOF**

Rank	Name	Location	Subsidy Total 1995-2010
1	<u>Neuhof Hutterian Brethren</u>	Mountain Lake, MN 56159	\$ 3,315.00

Note: The information on conservation spending for 2010 is incomplete due to missing data from USDA's Natural Resource Conservation Service. Payment data currently are not included for the Environmental Quality Incentives Program, but will be added once NRCS makes it available.

The information provided for the Wetland Reserve Program (WRP) provides an inaccurate picture of how WRP payments are distributed. USDA's Natural Resource Conservation Service uses title companies as intermediaries to finalize wetlands easements under the Wetlands Reserve Program. As a result, the data provided to us shows large sums of money going to these title companies. In reality, the payments are ultimately distributed to landowners participating in the WRP.

Unfortunately, NRCS has not provided the data to show where these farms and wetlands are located or which farmers or landowners are enrolling in the program, so EWG is unable to allocate these large sums of money to individuals beyond the title companies. Therefore, these companies skew the conservation rankings and payment concentration, which EWG cannot avoid unless and until NRCS makes available the additional farm attribution data. Therefore, we have not included WRP payments in the 2010 data update.

Finally, we have separated data on farm commodity, disaster and conservation payments in order to provide a more accurate picture of top recipients and concentration of payments among the three main categories of USDA programs.

USDA subsidy information for **Neuhof Hutterian Brethren****Addresses on file with USDA for Neuhof Hutterian Brethren**

USDA county office from which subsidies were paid:	Subsidy Payments 1995-2010	Most recent address on file in USDA county office
Cottonwood County, Minnesota	\$3,315	Neuhof Hutterian Brethren Mountain Lake, MN 56159
Total	\$3,315	

Note: The information on conservation spending for 2010 is incomplete due to missing data from USDA's Natural Resource Conservation Service. Payment data currently are not included for the Environmental Quality Incentives Program, but will be added once NRCS makes it available.

The information provided for the Wetland Reserve Program (WRP) provides an inaccurate picture of how WRP payments are distributed. USDA's Natural Resource Conservation Service uses title companies as intermediaries to finalize wetlands easements under the Wetlands Reserve Program. As a result, the data provided to us shows large sums of money going to these title companies. In reality, the payments are ultimately distributed to landowners participating in the WRP.

Unfortunately, NRCS has not provided the data to show where these farms and wetlands are located or which farmers or landowners are enrolling in the program, so EWG is unable to allocate these large sums of money to individuals beyond the title companies. Therefore, these companies skew the conservation rankings and payment concentration, which EWG cannot avoid unless and until NRCS makes available the additional farm attribution data. Therefore, we have not included WRP payments in the 2010 data update.

Finally, we have separated data on farm commodity, disaster and conservation payments in order to provide a more accurate picture of top recipients and concentration of payments among the three main categories of USDA programs.

Neuhof Hutterian Brethren received payments totaling \$3,315 from 1995 through 2010

Year	Conservation Subsidies	Disaster Subsidies	Commodity Subsidies	Total USDA Subsidies 1995-2010
1995	\$3,315	\$0	\$0	\$3,315
1996	\$0	\$0	\$0	\$0
1997	\$0	\$0	\$0	\$0
1998	\$0	\$0	\$0	\$0
1999	\$0	\$0	\$0	\$0
2000	\$0	\$0	\$0	\$0
2001	\$0	\$0	\$0	\$0
2002	\$0	\$0	\$0	\$0
2003	\$0	\$0	\$0	\$0
2004	\$0	\$0	\$0	\$0
2005	\$0	\$0	\$0	\$0
2006	\$0	\$0	\$0	\$0
2007	\$0	\$0	\$0	\$0
2008	\$0	\$0	\$0	\$0
2009	\$0	\$0	\$0	\$0
2010	\$0	\$0	\$0	\$0
Total	\$3,315	\$0	\$0	\$3,315

Note: The information on conservation spending for 2010 is incomplete due to missing data from USDA's Natural Resource Conservation Service. Payment data currently are not included for the Environmental Quality Incentives Program, but will be added once NRCS makes it available.

The information provided for the Wetland Reserve Program (WRP) provides an inaccurate picture of how WRP payments are distributed. USDA's Natural Resource Conservation Service uses title companies as intermediaries to finalize wetlands easements under the Wetlands Reserve Program. As a result, the data provided to us shows large sums of money going to these title companies. In reality, the payments are ultimately distributed to landowners participating in the WRP.

Unfortunately, NRCS has not provided the data to show where these farms and wetlands are located or which farmers or landowners are enrolling in the program, so EWG is unable to allocate these large sums of money to individuals beyond the title companies. Therefore, these companies skew the conservation rankings and payment concentration, which EWG cannot avoid unless and until NRCS makes available the additional farm attribution data. Therefore, we have not included WRP payments in the 2010 data update.

Finally, we have separated data on farm commodity, disaster and conservation payments in order to provide a more accurate picture of top recipients and concentration of payments among the three main categories of USDA programs.

USDA subsidy information for **Neuhof Hutterian Brethren****Payment Breakdown**

Subsidy Program	Total Payments 1995-2010
Total USDA - Subsidies	\$3,315
<i>Subtotal, Conservation Programs</i>	\$3,315

Conservation subsidy breakdown

Subsidy Program	Total Payments 1995-2010
Subtotal, Conservation Programs	\$3,315
<i>Agricultural Conservation Program</i>	\$3,315
ACP - Regular	\$3,315

Note: The information on conservation spending for 2010 is incomplete due to missing data from USDA's Natural Resource Conservation Service. Payment data currently are not included for the Environmental Quality Incentives Program, but will be added once NRCS makes it available.

The information provided for the Wetland Reserve Program (WRP) provides an inaccurate picture of how WRP payments are distributed. USDA's Natural Resource Conservation Service uses title companies as intermediaries to finalize wetlands easements under the Wetlands Reserve Program. As a result, the data provided to us shows large sums of money going to these title companies. In reality, the payments are ultimately distributed to landowners participating in the WRP.

Unfortunately, NRCS has not provided the data to show where these farms and wetlands are located or which farmers or landowners are enrolling in the program, so EWG is unable to allocate these large sums of money to individuals beyond the title companies. Therefore, these companies skew the conservation rankings and payment concentration, which EWG cannot avoid unless and until NRCS makes available the additional farm attribution data. Therefore, we have not included WRP payments in the 2010 data update.

Finally, we have separated data on farm commodity, disaster and conservation payments in order to provide a more accurate picture of top recipients and concentration of payments among the three main categories of USDA programs.

MELISSA DATA[Sign In](#) | [Cart](#) | [Newsletters](#) | [Search](#)

1-800-MELISSA

[Products](#)[Solutions](#)[Downloads & Trials](#)[Support](#)[Resources](#)[Lookups](#)[Contact Us](#)[Free Lookups](#)[Home](#) > [Lookups](#) > Nonprofit Organization Lookup[Help](#)

13+ data quality tools for developers

1-800-MELISSA

[click here to download your free trials >>](#)**MELISSA DATA**Enter a 5-digit ZIP Code,
organization name or 9-digit Tax ID
Use this Lookup to:

- Find information on over 1.4 million registered nonprofit organizations in the United States
- Get organization name, assets, income, and IRS subsection
- Select organization for contact name and address, type of foundation and organization
- Get deductibility status, classification, Form 990, and more

NEUHOF HUTTERIAN BRETHREN INC**40394 570TH AVE**Address **MOUNTAIN LAKE, MN 56159-2008**[MapG](#) [MapY](#) [MapV](#)IRS Subsection **501(d) - A religious and apostolic association.**Type of Organization **Corporation**Deductibility **Contributions are NOT deductible**Tax I.D. Number **460431189**Exempt Since **02-1999**Form 990 Requirement **Not required to file 990**Activity #1 **Activity Code NOT found**Classification **Religion Related, Spiritual Development N.E.C.**

Share with others information about this Nonprofit - like the web site, e-mail address, how to donate or any corrections to the data shown.

[Messages](#)[How Can We Improve this Lookup?](#) | [Send to a Friend](#) | [Lookups Forum](#) | [Terms of Use](#)



EWG Farm Subsidy Database

Corporate Subsidy Recipients 1 to 1 of 1 in Minnesota

Business Name: **SANDY RIVERS**

Rank	Name	Location	Subsidy Total 1995-2010
1	<u>Sandy Rivers Hutterian Brethren I</u>	Lamberton, MN 56152	\$ 20,000.00

Note: The information on conservation spending for 2010 is incomplete due to missing data from USDA's Natural Resource Conservation Service. Payment data currently are not included for the Environmental Quality Incentives Program, but will be added once NRCS makes it available.

The information provided for the Wetland Reserve Program (WRP) provides an inaccurate picture of how WRP payments are distributed. USDA's Natural Resource Conservation Service uses title companies as intermediaries to finalize wetlands easements under the Wetlands Reserve Program. As a result, the data provided to us shows large sums of money going to these title companies. In reality, the payments are ultimately distributed to landowners participating in the WRP.

Unfortunately, NRCS has not provided the data to show where these farms and wetlands are located or which farmers or landowners are enrolling in the program, so EWG is unable to allocate these large sums of money to individuals beyond the title companies. Therefore, these companies skew the conservation rankings and payment concentration, which EWG cannot avoid unless and until NRCS makes available the additional farm attribution data. Therefore, we have not included WRP payments in the 2010 data update.

Finally, we have separated data on farm commodity, disaster and conservation payments in order to provide a more accurate picture of top recipients and concentration of payments among the three main categories of USDA programs.



USDA subsidy information for **Sandy Rivers Hutterian Brethren I**

Addresses on file with USDA for Sandy Rivers Hutterian Brethren I

USDA county office from which subsidies were paid:	Subsidy Payments 1995-2010	Most recent address on file in USDA county office
Redwood County, Minnesota	\$20,000	Sandy Rivers Hutterian Brethren I Lamberton, MN 56152
Total	\$20,000	

Note: The information on conservation spending for 2010 is incomplete due to missing data from USDA's Natural Resource Conservation Service. Payment data currently are not included for the Environmental Quality Incentives Program, but will be added once NRCS makes it available.

The information provided for the Wetland Reserve Program (WRP) provides an inaccurate picture of how WRP payments are distributed. USDA's Natural Resource Conservation Service uses title companies as intermediaries to finalize wetlands easements under the Wetlands Reserve Program. As a result, the data provided to us shows large sums of money going to these title companies. In reality, the payments are ultimately distributed to landowners participating in the WRP.

Unfortunately, NRCS has not provided the data to show where these farms and wetlands are located or which farmers or landowners are enrolling in the program, so EWG is unable to allocate these large sums of money to individuals beyond the title companies. Therefore, these companies skew the conservation rankings and payment concentration, which EWG cannot avoid unless and until NRCS makes available the additional farm attribution data. Therefore, we have not included WRP payments in the 2010 data update.

Finally, we have separated data on farm commodity, disaster and conservation payments in order to provide a more accurate picture of top recipients and concentration of payments among the three main categories of USDA programs.

Sandy Rivers Hutterian Brethren I received payments totaling \$20,000 from 1995 through 2010

Year	Conservation Subsidies	Disaster Subsidies	Commodity Subsidies	Total USDA Subsidies 1995-2010
1995	\$0	\$0	\$0	\$0
1996	\$0	\$0	\$0	\$0
1997	\$0	\$0	\$0	\$0
1998	\$0	\$0	\$0	\$0
1999	\$0	\$0	\$0	\$0
2000	\$0	\$0	\$0	\$0
2001	\$0	\$0	\$0	\$0
2002	\$0	\$0	\$0	\$0
2003	\$20,000	\$0	\$0	\$20,000
2004	\$0	\$0	\$0	\$0
2005	\$0	\$0	\$0	\$0
2006	\$0	\$0	\$0	\$0
2007	\$0	\$0	\$0	\$0
2008	\$0	\$0	\$0	\$0
2009	\$0	\$0	\$0	\$0
2010	\$0	\$0	\$0	\$0
Total	\$20,000	\$0	\$0	\$20,000

Note: The information on conservation spending for 2010 is incomplete due to missing data from USDA's Natural Resource Conservation Service. Payment data currently are not included for the Environmental Quality Incentives Program, but will be added once NRCS makes it available.

The information provided for the Wetland Reserve Program (WRP) provides an inaccurate picture of how WRP payments are distributed. USDA's Natural Resource Conservation Service uses title companies as intermediaries to finalize wetlands easements under the Wetlands Reserve Program. As a result, the data provided to us shows large sums of money going to these title companies. In reality, the payments are ultimately distributed to landowners participating in the WRP.

Unfortunately, NRCS has not provided the data to show where these farms and wetlands are located or which farmers or landowners are enrolling in the program, so EWG is unable to allocate these large sums of money to individuals beyond the title companies. Therefore, these companies skew the conservation rankings and payment concentration, which EWG cannot avoid unless and until NRCS makes available the additional farm attribution data. Therefore, we have not included WRP payments in the 2010 data update.

Finally, we have separated data on farm commodity, disaster and conservation payments in order to provide a more accurate picture of top recipients and concentration of payments among the three main categories of USDA programs.

USDA subsidy information for **Sandy Rivers Hutterian Brethren I****Payment Breakdown**

Subsidy Program	Total Payments 1995-2010
Total USDA - Subsidies	\$20,000
<i>Subtotal, Conservation Programs</i>	\$20,000

Conservation subsidy breakdown

Subsidy Program	Total Payments 1995-2010
Subtotal, Conservation Programs	\$20,000
<i>Env. Quality Incentive Program</i>	\$20,000
EQIP - Regular	\$20,000

Note: The information on conservation spending for 2010 is incomplete due to missing data from USDA's Natural Resource Conservation Service. Payment data currently are not included for the Environmental Quality Incentives Program, but will be added once NRCS makes it available.

The information provided for the Wetland Reserve Program (WRP) provides an inaccurate picture of how WRP payments are distributed. USDA's Natural Resource Conservation Service uses title companies as intermediaries to finalize wetlands easements under the Wetlands Reserve Program. As a result, the data provided to us shows large sums of money going to these title companies. In reality, the payments are ultimately distributed to landowners participating in the WRP.

Unfortunately, NRCS has not provided the data to show where these farms and wetlands are located or which farmers or landowners are enrolling in the program, so EWG is unable to allocate these large sums of money to individuals beyond the title companies. Therefore, these companies skew the conservation rankings and payment concentration, which EWG cannot avoid unless and until NRCS makes available the additional farm attribution data. Therefore, we have not included WRP payments in the 2010 data update.

Finally, we have separated data on farm commodity, disaster and conservation payments in order to provide a more accurate picture of top recipients and concentration of payments among the three main categories of USDA programs.



USDA subsidy information for **Sandy Rivers Hutterian Brethren I**

Ownership shares for Sandy Rivers Hutterian Brethren I

Pick year for ownership information

USDA county office/Ownership:	Percentage Share*
Sandy Rivers Hutterian Brethren I ownership information from 2008 Redwood County, Minnesota	
<u>Members Of Sandy Rivers Hutterian</u>	100.00%

* According to USDA percentage shares for ownership may not reflect share of subsidy payments. EWG review shows that share information on file with USDA may not always equal 100 percent. Most recent percentage share information is from 2008. Future release of this information was barred by law in the 2008 Farm Bill.

Note: The information on conservation spending for 2010 is incomplete due to missing data from USDA's Natural Resource Conservation Service. Payment data currently are not included for the Environmental Quality Incentives Program, but will be added once NRCS makes it available.

The information provided for the Wetland Reserve Program (WRP) provides an inaccurate picture of how WRP payments are distributed. USDA's Natural Resource Conservation Service uses title companies as intermediaries to finalize wetlands easements under the Wetlands Reserve Program. As a result, the data provided to us shows large sums of money going to these title companies. In reality, the payments are ultimately distributed to landowners participating in the WRP.

Unfortunately, NRCS has not provided the data to show where these farms and wetlands are located or which farmers or landowners are enrolling in the program, so EWG is unable to allocate these large sums of money to individuals beyond the title companies. Therefore, these companies skew the conservation rankings and payment concentration, which EWG cannot avoid unless and until NRCS makes available the additional farm attribution data. Therefore, we have not included WRP payments in the 2010 data update.

Finally, we have separated data on farm commodity, disaster and conservation payments in order to provide a more accurate picture of top recipients and concentration of payments among the three main categories of USDA programs.



USDA subsidy information for **Members Of Sandy Rivers Hutterian**

Recipient's ownership share(s)

Recipient:	County	Percentage Share*
	Redwood County, Minnesota	100.0 %
<u>Sandy Rivers Hutterian Brethren I</u>	Redwood County, Minnesota	100.0 %
	Redwood County, Minnesota	100.0 %

* Most recent percentage share information is from 2008. According to USDA percentage shares for ownership may not reflect share of subsidy payments. EWG review shows that share information on file with USDA may not equal 100 percent.

Note: The information on conservation spending for 2010 is incomplete due to missing data from USDA's Natural Resource Conservation Service. Payment data currently are not included for the Environmental Quality Incentives Program, but will be added once NRCS makes it available.

The information provided for the Wetland Reserve Program (WRP) provides an inaccurate picture of how WRP payments are distributed. USDA's Natural Resource Conservation Service uses title companies as intermediaries to finalize wetlands easements under the Wetlands Reserve Program. As a result, the data provided to us shows large sums of money going to these title companies. In reality, the payments are ultimately distributed to landowners participating in the WRP.

Unfortunately, NRCS has not provided the data to show where these farms and wetlands are located or which farmers or landowners are enrolling in the program, so EWG is unable to allocate these large sums of money to individuals beyond the title companies. Therefore, these companies skew the conservation rankings and payment concentration, which EWG cannot avoid unless and until NRCS makes available the additional farm attribution data. Therefore, we have not included WRP payments in the 2010 data update.

Finally, we have separated data on farm commodity, disaster and conservation payments in order to provide a more accurate picture of top recipients and concentration of payments among the three main categories of USDA programs.

MELISSA DATA

1-800-MELISSA

[Products](#)[Solutions](#)[Downloads & Trials](#)[Support](#)[Resources](#)[Lookups](#)[Contact Us](#)[Sign In](#)[Cart](#)[Newsletters](#)[Search](#)[Free Lookups](#)[Home](#) > [Lookups](#) > **Nonprofit Organization Lookup**[Help](#)**B-to-B mailing lists - It's just good business!**

Now with a 100% deliverability guarantee

[Get Free Quote](#)Enter a 5-digit ZIP Code,
organization name or 9-digit Tax ID
[Submit](#)

Use this LookUp to:

- Find information on over 1.4 million registered nonprofit organizations in the United States
- Get organization name, assets, income, and IRS subsection
- Select organization for contact name and address, type of foundation and organization
- Get deductibility status, classification, Form 990, and more

**SANDY RIVERS HUTTERIAN BRETHREN INC
SANDY RIVERS INDUSTRIES**In Care of Name **CLARENCE SAMUEL WALDNER**Address **29424 US HIGHWAY 14
LAMBERTON, MN 56152-2200**
[MapG](#) [MapY](#) [MapV](#)IRS Subsection **501(d) - A religious and apostolic association.**Type of Organization **Corporation**Deductibility **Contributions are NOT deductible**Tax I.D. Number **912070390**Exempt Since **05-2002**Form 990 Requirement **Not required to file 990**Classification **Religion Related, Spiritual Development N.E.C.**Share with others information about this Nonprofit - like the [web site](#), [e-mail address](#), how to donate or any corrections to the data shown.[Post a Message](#)[Messages](#)[How Can We Improve this Lookup?](#) | [Send to a Friend](#) | [Lookups Forum](#) | [Terms of Use](#)



EWG Farm Subsidy Database

Corporate Subsidy Recipients **1** to **1** of **1** in Minnesota

Business Name: **SPRING PRAIRIE**

Rank	Name	Location	Subsidy Total 1995-2010
1	<u>Spring Prairie Hutterian Brethren</u>	Hawley, MN 56549	\$ 1,975,458.17

Note: The information on conservation spending for 2010 is incomplete due to missing data from USDA's Natural Resource Conservation Service. Payment data currently are not included for the Environmental Quality Incentives Program, but will be added once NRCS makes it available.

The information provided for the Wetland Reserve Program (WRP) provides an inaccurate picture of how WRP payments are distributed. USDA's Natural Resource Conservation Service uses title companies as intermediaries to finalize wetlands easements under the Wetlands Reserve Program. As a result, the data provided to us shows large sums of money going to these title companies. In reality, the payments are ultimately distributed to landowners participating in the WRP.

Unfortunately, NRCS has not provided the data to show where these farms and wetlands are located or which farmers or landowners are enrolling in the program, so EWG is unable to allocate these large sums of money to individuals beyond the title companies. Therefore, these companies skew the conservation rankings and payment concentration, which EWG cannot avoid unless and until NRCS makes available the additional farm attribution data. Therefore, we have not included WRP payments in the 2010 data update.

Finally, we have separated data on farm commodity, disaster and conservation payments in order to provide a more accurate picture of top recipients and concentration of payments among the three main categories of USDA programs.



USDA subsidy information for **Spring Prairie Hutterian Brethren**

Addresses on file with USDA for Spring Prairie Hutterian Brethren

USDA county office from which subsidies were paid:	Subsidy Payments 1995-2010	Most recent address on file in USDA county office
Wilkin County, Minnesota	\$44,217	Spring Prairie Hutterian Brethren Hawley, MN 56549
Richland County, North Dakota	\$11,915	Spring Prairie Hutterian Brethren Hawley, MN 56549
Clay County, Minnesota	\$1,900,701	Spring Prairie Hutterian Brethren Hawley, MN 56549
Total	\$1,975,458	

Note: The information on conservation spending for 2010 is incomplete due to missing data from USDA's Natural Resource Conservation Service. Payment data currently are not included for the Environmental Quality Incentives Program, but will be added once NRCS makes it available.

The information provided for the Wetland Reserve Program (WRP) provides an inaccurate picture of how WRP payments are distributed. USDA's Natural Resource Conservation Service uses title companies as intermediaries to finalize wetlands easements under the Wetlands Reserve Program. As a result, the data provided to us shows large sums of money going to these title companies. In reality, the payments are ultimately distributed to landowners participating in the WRP.

Unfortunately, NRCS has not provided the data to show where these farms and wetlands are located or which farmers or landowners are enrolling in the program, so EWG is unable to allocate these large sums of money to individuals beyond the title companies. Therefore, these companies skew the conservation rankings and payment concentration, which EWG cannot avoid unless and until NRCS makes available the additional farm attribution data. Therefore, we have not included WRP payments in the 2010 data update.

Finally, we have separated data on farm commodity, disaster and conservation payments in order to provide a more accurate picture of top recipients and concentration of payments among the three main categories of USDA programs.



Spring Prairie Hutterian Brethren received payments totaling \$1,975,458 from 1995 through 2010

Year	Conservation Subsidies	Disaster Subsidies	Commodity Subsidies	Total USDA Subsidies 1995-2010
1995	\$29,688	\$0	\$44,326	\$74,014
1996	\$28,682	\$0	\$44,708	\$73,390
1997	\$6,855	\$0	\$34,416	\$41,271
1998	\$6,061	\$0	\$99,211	\$105,272
1999	\$0	\$0	\$142,864	\$142,864
2000	\$0	\$0	\$191,667	\$191,667
2001	\$2,978	\$0	\$205,549	\$208,527
2002	\$9,049	\$0	\$67,208	\$76,257
2003	\$5,831	\$14,220	\$56,917	\$76,968
2004	\$219,728	\$0	\$118,616	\$338,344
2005	\$4,204	\$0	\$239,296	\$243,500
2006	\$3,775	\$0	\$81,554	\$85,329
2007	\$14,303	\$0	\$25,596	\$39,899
2008	\$11,823	\$19,467	\$56,068	\$87,358
2009	\$11,823	\$0	\$114,518	\$126,341
2010	\$2,948	\$16,109	\$45,401	\$64,458
Total	\$357,748	\$49,796	\$1,567,914	\$1,975,458

Crop Summary for Spring Prairie Hutterian Brethren

Crop	Payments 1995-2010
Corn Subsidies**	\$962,923
Dairy Program Subsidies	\$169,000
Soybean Subsidies**	\$129,419
Wheat Subsidies**	\$91,914
Canola Subsidies**	\$78,396
Barley Subsidies**	\$32,341
Livestock Subsidies	\$30,243
Sunflower Subsidies**	\$6,651
Oat Subsidies**	\$1,140

Counties where payments were made from

County	Subsidy Payments 1995-2010
Wilkin County, Minnesota	\$44,217
Richland County, North Dakota	\$11,915
Clay County, Minnesota	\$1,900,701
Total	\$1,975,458

Note: The information on conservation spending for 2010 is incomplete due to missing data from USDA's Natural Resource Conservation Service. Payment data currently are not included for the Environmental Quality Incentives Program, but will be added once NRCS makes it available.

The information provided for the Wetland Reserve Program (WRP) provides an inaccurate picture of how WRP payments are distributed. USDA's Natural Resource Conservation Service uses title companies as intermediaries to finalize wetlands easements under the Wetlands Reserve Program. As a result, the data provided to us shows large sums of money going to these title companies. In reality, the payments are ultimately distributed to landowners participating in the WRP.

Unfortunately, NRCS has not provided the data to show where these farms and wetlands are located or which farmers or landowners are enrolling in the program, so EWG is unable to allocate these large sums of money to individuals beyond the title companies. Therefore, these companies skew the conservation rankings and payment concentration, which EWG cannot avoid unless and until NRCS makes available the additional farm attribution data. Therefore, we have not included WRP payments in the 2010 data update.

Finally, we have separated data on farm commodity, disaster and conservation payments in order to provide a more accurate picture of top recipients and concentration of payments among the three main categories of USDA programs.



USDA subsidy information for Spring Prairie Hutterian Brethren

Payment Breakdown

Subsidy Program	Total Payments 1995-2010
Total USDA - Subsidies	\$1,975,458
<i>Subtotal, Farming Subsidies</i>	\$1,567,914
<i>Subtotal, Conservation Programs</i>	\$357,748
<i>Subtotal, Disaster Payments</i>	\$49,796

Commodity subsidy breakdown

Subsidy Program	Total Payments 1995-2010
Subtotal, Farming Subsidies	\$1,567,914
<i>Total Direct Payments</i>	\$332,585
Direct Program Payments - 2008 Farm Bill	\$80,106
Direct Payment - Barley	\$5,410
Direct Payment - Canola	\$5,737
Direct Payment - Corn	\$194,632
Direct Payment - Oats	\$418
Direct Payment - Soybeans	\$24,137
Direct Payment - Sunflower	\$5,954
Direct Payment - Wheat	\$16,291
Direct Payment - Late Fees	\$-100
<i>Total Counter Cyclical Payments</i>	\$54,931
Counter Cyclical Payment - Barley	\$1,199
Counter Cyclical Payment - Corn	\$53,732
Counter Cyclical Payment - Wheat	\$0
<i>Production Flexibility Contracts</i>	\$267,025
Production Flexibility - Barley	\$20,974
Production Flexibility - Corn	\$201,952
Production Flexibility - Oats	\$67
Production Flexibility - Wheat	\$44,032
<i>Mkt. Loss Asst. - Commodity Crops</i>	\$99,888
Market Loss Assistance - Barley	\$1,354
Market Loss Assistance - Corn	\$78,919
Market Loss Assistance - Oats	\$8

Market Loss Assistance - Wheat	\$19,607
<i>Market Loss Assistance - Non-commodity</i>	\$26,962
Market Loss Assistance - Dairy	\$26,962
<i>Oilseed Program</i>	\$9,434
Oilseed Program - Canola	\$2,428
Oilseed Program - Soybean	\$7,006
<i>Deficiency Payments</i>	\$19,759
Advance Deficiency - Barley	\$5,187
Deficiency - Barley	\$-4,234
Advance Deficiency - Corn	\$20,333
Deficiency - Corn	\$-5,783
Advance Deficiency - Wheat	\$2,128
Deficiency - Wheat	\$2,128
<i>Loan Deficiency Payments</i>	\$485,083
Loan Deficiency - Barley	\$2,451
Loan Deficiency - Canola Oil	\$70,231
Loan Deficiency - Corn	\$305,054
Loan Deficiency - Oats	\$647
Loan Deficiency - Soybeans	\$98,276
Loan Deficiency - Sunflower	\$697
Loan Deficiency - Wheat	\$7,728
<i>Total Commodity Certificates</i>	\$76,685
Commodity Certificates - Corn	\$76,685
<i>Marketing Loan Gains</i>	\$37,400
Market Gains Farm - Corn	\$37,400
<i>Total Dairy Program</i>	\$142,037
Milk Income Loss Contract Payment	\$96,260
Milk Income Loss Transitional Payment	\$21,251
Milk Marketing Fees	\$4,086
Dairy Economic Loss Assistance Program	\$20,441
<i>Total Livestock Indemnity Program</i>	\$16,023
Livestock Indemnity Payments	\$16,023
<i>Misc. Farm - Subsidies</i>	\$102
Interest Penalty Payments	\$102

Conservation subsidy breakdown

Subsidy Program	Total Payments 1995-2010
Subtotal, Conservation Programs	\$357,748
<i>Conservation Reserve Program</i>	\$114,187
CRP - Annual Land Rental	\$102,409
CRP - Practice Incentive	\$1,515
CRP - Signing Incentive	\$6,049

CRP - Cost Share	\$5,220
CRP - Haying / Grazing	\$-1,006
<i>Env. Quality Incentive Program</i>	\$237,500
EQIP - Regular	\$27,500
EQIP - Acp	\$210,000
<i>Emergency Conservation</i>	\$6,061
Emergency Conservation - Flood	\$6,061

Disaster subsidy breakdown

Subsidy Program	Total Payments 1995-2010
Subtotal, Disaster Payments	\$49,796
<i>Misc. Disaster Payments</i>	\$35,576
Crop Disaster - Program	\$19,467
2009 Crop Assistance Program	\$16,109
Livestock Compensation Program	\$14,220

Note: The information on conservation spending for 2010 is incomplete due to missing data from USDA's Natural Resource Conservation Service. Payment data currently are not included for the Environmental Quality Incentives Program, but will be added once NRCS makes it available.


The information provided for the Wetland Reserve Program (WRP) provides an inaccurate picture of how WRP payments are distributed. USDA's Natural Resource Conservation Service uses title companies as intermediaries to finalize wetlands easements under the Wetlands Reserve Program. As a result, the data provided to us shows large sums of money going to these title companies. In reality, the payments are ultimately distributed to landowners participating in the WRP.

Unfortunately, NRCS has not provided the data to show where these farms and wetlands are located or which farmers or landowners are enrolling in the program, so EWG is unable to allocate these large sums of money to individuals beyond the title companies. Therefore, these companies skew the conservation rankings and payment concentration, which EWG cannot avoid unless and until NRCS makes available the additional farm attribution data. Therefore, we have not included WRP payments in the 2010 data update.

Finally, we have separated data on farm commodity, disaster and conservation payments in order to provide a more accurate picture of top recipients and concentration of payments among the three main categories of USDA programs.

USDA subsidy information for **Spring Prairie Hutterian Brethren**

Ownership shares for Spring Prairie Hutterian Brethren

Pick year for ownership information 

USDA county office/Ownership:	Percentage Share*
Spring Prairie Hutterian Brethren ownership information from 2010 Clay County, Minnesota <u>Members Of Spring Prairie Hutteri</u>	N/A*
Spring Prairie Hutterian Brethren ownership information from 2010 Wilkin County, Minnesota <u>Members Of Spring Prairie Hutteri</u>	N/A*

* According to USDA percentage shares for ownership may not reflect share of subsidy payments. EWG review shows that share information on file with USDA may not always equal 100 percent. Most recent percentage share information is from 2008. Future release of this information was barred by law in the 2008 Farm Bill.

Note: The information on conservation spending for 2010 is incomplete due to missing data from USDA's Natural Resource Conservation Service. Payment data currently are not included for the Environmental Quality Incentives Program, but will be added once NRCS makes it available.

The information provided for the Wetland Reserve Program (WRP) provides an inaccurate picture of how WRP payments are distributed. USDA's Natural Resource Conservation Service uses title companies as intermediaries to finalize wetlands easements under the Wetlands Reserve Program. As a result, the data provided to us shows large sums of money going to these title companies. In reality, the payments are ultimately distributed to landowners participating in the WRP.

Unfortunately, NRCS has not provided the data to show where these farms and wetlands are located or which farmers or landowners are enrolling in the program, so EWG is unable to allocate these large sums of money to individuals beyond the title companies. Therefore, these companies skew the conservation rankings and payment concentration, which EWG cannot avoid unless and until NRCS makes available the additional farm attribution data. Therefore, we have not included WRP payments in the 2010 data update.

Finally, we have separated data on farm commodity, disaster and conservation payments in order to provide a more accurate picture of top recipients and concentration of payments among the three main categories of USDA programs.

USDA subsidy information for **Members Of Spring Prairie Hutteri**

Recipient's ownership share(s)

Recipient:	County	Percentage Share*
<u>Spring Prairie Hutterian Brethren</u>	Clay County, Minnesota	0.0 %
	Wilkin County, Minnesota	0.0 %
	Richland County, North Dakota	0.0 %
	Clay County, Minnesota	0.0 %
	Wilkin County, Minnesota	0.0 %
	Richland County, North Dakota	0.0 %
	Clay County, Minnesota	0.0 %
	Wilkin County, Minnesota	0.0 %
	Richland County, North Dakota	0.0 %

* Most recent percentage share information is from 2008. According to USDA percentage shares for ownership may not reflect share of subsidy payments. EWG review shows that share information on file with USDA may not equal 100 percent.

Note: The information on conservation spending for 2010 is incomplete due to missing data from USDA's Natural Resource Conservation Service. Payment data currently are not included for the Environmental Quality Incentives Program, but will be added once NRCS makes it available.

The information provided for the Wetland Reserve Program (WRP) provides an inaccurate picture of how WRP payments are distributed. USDA's Natural Resource Conservation Service uses title companies as intermediaries to finalize wetlands easements under the Wetlands Reserve Program. As a result, the data provided to us shows large sums of money going to these title companies. In reality, the payments are ultimately distributed to landowners participating in the WRP.

Unfortunately, NRCS has not provided the data to show where these farms and wetlands are located or which farmers or landowners are enrolling in the program, so EWG is unable to allocate these large sums of money to individuals beyond the title companies. Therefore, these companies skew the conservation rankings and payment concentration, which EWG cannot avoid unless and until NRCS makes available the additional farm attribution data. Therefore, we have not included WRP payments in the 2010 data update.

Finally, we have separated data on farm commodity, disaster and conservation payments in order to provide a more accurate picture of top recipients and concentration of payments among the three main categories of USDA programs.

USDA subsidy information for **Members Of Spring Prairie Hutteri**

Recipient's ownership share(s)

Recipient:	County	Percentage Share*
<u>Spring Prairie Hutterian Brethren</u>	Clay County, Minnesota	0.0 %
	Wilkin County, Minnesota	0.0 %
	Richland County, North Dakota	0.0 %
	Clay County, Minnesota	0.0 %
	Wilkin County, Minnesota	0.0 %
	Richland County, North Dakota	0.0 %
	Clay County, Minnesota	0.0 %
	Wilkin County, Minnesota	0.0 %
	Richland County, North Dakota	0.0 %

* Most recent percentage share information is from 2008. According to USDA percentage shares for ownership may not reflect share of subsidy payments. EWG review shows that share information on file with USDA may not equal 100 percent.

Note: The information on conservation spending for 2010 is incomplete due to missing data from USDA's Natural Resource Conservation Service. Payment data currently are not included for the Environmental Quality Incentives Program, but will be added once NRCS makes it available

The information provided for the Wetland Reserve Program (WRP) provides an inaccurate picture of how WRP payments are distributed. USDA's Natural Resource Conservation Service uses title companies as intermediaries to finalize wetlands easements under the Wetlands Reserve Program. As a result, the data provided to us shows large sums of money going to these title companies. In reality, the payments are ultimately distributed to landowners participating in the WRP.

Unfortunately, NRCS has not provided the data to show where these farms and wetlands are located or which farmers or landowners are enrolling in the program, so EWG is unable to allocate these large sums of money to individuals beyond the title companies. Therefore, these companies skew the conservation rankings and payment concentration, which EWG cannot avoid unless and until NRCS makes available the additional farm attribution data. Therefore, we have not included WRP payments in the 2010 data update.


Finally, we have separated data on farm commodity, disaster and conservation payments in order to provide a more accurate picture of top recipients and concentration of payments among the three main categories of USDA programs.

MELISSA DATA[Sign In](#) | [Cart](#) | [Newsletters](#) | [Search](#)

1-800-MELISSA

[Products](#)[Solutions](#)[Downloads & Trials](#)[Support](#)[Resources](#)[Lookups](#)[Contact Us](#)**# Free Lookups**[Home](#) > [Lookups](#) > Nonprofit Organization Lookup[Help](#)

Your best consumers are out there.
You just have to know where to look.

[Get Free Quote](#)

Enter a 5-digit ZIP Code,
organization name or 9-digit Tax ID

[Submit](#)**Use this LookUp to:**

- Find information on over 1.4 million registered nonprofit organizations in the United States
- Get organization name, assets, income, and IRS subsection
- Select organization for contact name and address, type of foundation and organization
- Get deductibility status, classification, Form 990, and more

SPRING PRAIRIE HUTTERIAN BRETHREN INC**R R 2 BOX 201****Address** HAWLEY, MN 56549-0000[MapG](#) [MapY](#) [MapV](#)**IRS Subsection** 501(c)(24) - A trust described in Section 4049 of ERISA.**Type of Organization** Trust**Deductibility** Contributions are NOT deductible**Tax I.D. Number** 411374767**Exempt Since** 10-1991**Form 990 Requirement** Not required to file (income less than \$25,000)**Activity #1** Other religious activities

Share with others information about this Nonprofit - like the web site, e-mail address, how to donate or any corrections to the data shown.

[Post a Message](#)**Messages**[How Can We Improve this Lookup?](#) | [Send to a Friend](#) | [Lookups Forum](#) | [Terms of Use](#)



EWG Farm Subsidy Database

Corporate Subsidy Recipients 1 to 1 of 1 in Minnesota

Business Name: **STARLAND**

Rank	Name	Location	Subsidy Total 1995-2010
1	Starland Hutterian Brethren Inc	Gibbon, MN 55335	\$ 915,510.45

Note: The information on conservation spending for 2010 is incomplete due to missing data from USDA's Natural Resource Conservation Service. Payment data currently are not included for the Environmental Quality Incentives Program, but will be added once NRCS makes it available.

The information provided for the Wetland Reserve Program (WRP) provides an inaccurate picture of how WRP payments are distributed. USDA's Natural Resource Conservation Service uses title companies as intermediaries to finalize wetlands easements under the Wetlands Reserve Program. As a result, the data provided to us shows large sums of money going to these title companies. In reality, the payments are ultimately distributed to landowners participating in the WRP.

Unfortunately, NRCS has not provided the data to show where these farms and wetlands are located or which farmers or landowners are enrolling in the program, so EWG is unable to allocate these large sums of money to individuals beyond the title companies. Therefore, these companies skew the conservation rankings and payment concentration, which EWG cannot avoid unless and until NRCS makes available the additional farm attribution data. Therefore, we have not included WRP payments in the 2010 data update.

Finally, we have separated data on farm commodity, disaster and conservation payments in order to provide a more accurate picture of top recipients and concentration of payments among the three main categories of USDA programs.

USDA subsidy information for **Starland Hutterian Brethren Inc****Addresses on file with USDA for Starland Hutterian Brethren Inc**

USDA county office from which subsidies were paid:	Subsidy Payments 1995-2010	Most recent address on file in USDA county office
Sibley County, Minnesota	\$902,887	Starland Hutterian Brethren Inc Gibbon, MN 55335
Renville County, Minnesota	\$12,623	Starland Hutterian Brethren Inc Gibbon, MN 55335
Total	\$915,510	

Note: The information on conservation spending for 2010 is incomplete due to missing data from USDA's Natural Resource Conservation Service. Payment data currently are not included for the Environmental Quality Incentives Program, but will be added once NRCS makes it available.

The information provided for the Wetland Reserve Program (WRP) provides an inaccurate picture of how WRP payments are distributed. USDA's Natural Resource Conservation Service uses title companies as intermediaries to finalize wetlands easements under the Wetlands Reserve Program. As a result, the data provided to us shows large sums of money going to these title companies. In reality, the payments are ultimately distributed to landowners participating in the WRP.

Unfortunately, NRCS has not provided the data to show where these farms and wetlands are located or which farmers or landowners are enrolling in the program, so EWG is unable to allocate these large sums of money to individuals beyond the title companies. Therefore, these companies skew the conservation rankings and payment concentration, which EWG cannot avoid unless and until NRCS makes available the additional farm attribution data. Therefore, we have not included WRP payments in the 2010 data update.

Finally, we have separated data on farm commodity, disaster and conservation payments in order to provide a more accurate picture of top recipients and concentration of payments among the three main categories of USDA programs.



Starland Hutterian Brethren Inc received payments totaling \$915,510 from 1995 through 2010

Year	Conservation Subsidies	Disaster Subsidies	Commodity Subsidies	Total USDA Subsidies 1995-2010
1995	\$0	\$0	\$23,967	\$23,967
1996	\$0	\$0	\$16,610	\$16,610
1997	\$0	\$0	\$31,217	\$31,217
1998	\$0	\$0	\$56,279	\$56,279
1999	\$0	\$0	\$171,187	\$171,187
2000	\$0	\$0	\$111,213	\$111,213
2001	\$0	\$0	\$129,533	\$129,533
2002	\$0	\$0	\$20,266	\$20,266
2003	\$0	\$0	\$29,781	\$29,781
2004	\$0	\$0	\$56,457	\$56,457
2005	\$0	\$1,652	\$118,461	\$120,113
2006	\$0	\$0	\$59,665	\$59,665
2007	\$0	\$0	\$24,641	\$24,641
2008	\$0	\$0	\$24,641	\$24,641
2009	\$0	\$0	\$19,318	\$19,318
2010	\$1,304	\$0	\$19,318	\$20,622
Total	\$1,304	\$1,652	\$912,554	\$915,510

Crop Summary for Starland Hutterian Brethren Inc

Crop	Payments 1995-2010
Corn Subsidies**	\$663,648
Soybean Subsidies**	\$204,173
Wheat Subsidies**	\$5,397
Oat Subsidies**	\$94

Counties where payments were made from

County	Subsidy Payments 1995-2010
Sibley County, Minnesota	\$902,887
Renville County, Minnesota	\$12,623
Total	\$915,510

USDA subsidy information for **Starland Hutterian Brethren Inc****Payment Breakdown**

Subsidy Program	Total Payments 1995-2010
Total USDA - Subsidies	\$915,510
<i>Subtotal, Farming Subsidies</i>	\$912,554
<i>Subtotal, Conservation Programs</i>	\$1,304
<i>Subtotal, Disaster Payments</i>	\$1,652

Commodity subsidy breakdown

Subsidy Program	Total Payments 1995-2010
Subtotal, Farming Subsidies	\$912,554
<i>Total Direct Payments</i>	\$156,822
Direct Payment - Corn	\$93,990
Direct Payment - Soybeans	\$62,832
<i>Total Counter Cyclical Payments</i>	\$55,010
Counter Cyclical Payment - Corn	\$55,010
<i>Average Crop Revenue Election Program (ACRE)</i>	\$38,636
ACRE - Direct Payments	\$38,636
<i>Production Flexibility Contracts</i>	\$160,135
Production Flexibility - Corn	\$156,616
Production Flexibility - Oats	\$56
Production Flexibility - Wheat	\$3,463
<i>Mkt. Loss Asst. - Commodity Crops</i>	\$89,395
Market Loss Assistance - Corn	\$87,423
Market Loss Assistance - Oats	\$38
Market Loss Assistance - Wheat	\$1,934
<i>Oilseed Program</i>	\$16,154
Oilseed Program - Soybean	\$16,154
<i>Deficiency Payments</i>	\$23,967
Deficiency - Corn	\$23,967
<i>Loan Deficiency Payments</i>	\$371,828
Loan Deficiency - Corn	\$248,562
Loan Def. Refund - Corn	\$-1,920
Loan Deficiency - Soybeans	\$125,187

<i>Misc. Farm - Subsidies</i>	\$607
-------------------------------	--------------

Interest Penalty Payments	\$607
---------------------------	--------------

Conservation subsidy breakdown

Subsidy Program	Total Payments 1995-2010
Subtotal, Conservation Programs	\$1,304
<i>Conservation Reserve Program</i>	\$1,304
CRP - Annual Land Rental	\$584
CRP - Signing Incentive	\$720

Disaster subsidy breakdown

Subsidy Program	Total Payments 1995-2010
Subtotal, Disaster Payments	\$1,652
<i>Misc. Disaster Payments</i>	\$1,652
Crop Disaster - Program	\$1,652

Note: The information on conservation spending for 2010 is incomplete due to missing data from USDA's Natural Resource Conservation Service. Payment data currently are not included for the Environmental Quality Incentives Program, but will be added once NRCS makes it available.

The information provided for the Wetland Reserve Program (WRP) provides an inaccurate picture of how WRP payments are distributed. USDA's Natural Resource Conservation Service uses title companies as intermediaries to finalize wetlands easements under the Wetlands Reserve Program. As a result, the data provided to us shows large sums of money going to these title companies. In reality, the payments are ultimately distributed to landowners participating in the WRP.


Unfortunately, NRCS has not provided the data to show where these farms and wetlands are located or which farmers or landowners are enrolling in the program, so EWG is unable to allocate these large sums of money to individuals beyond the title companies. Therefore, these companies skew the conservation rankings and payment concentration, which EWG cannot avoid unless and until NRCS makes available the additional farm attribution data. Therefore, we have not included WRP payments in the 2010 data update.

Finally, we have separated data on farm commodity, disaster and conservation payments in order to provide a more accurate picture of top recipients and concentration of payments among the three main categories of USDA programs.



USDA subsidy information for **Starland Hutterian Brethren Inc**

Ownership shares for **Starland Hutterian Brethren Inc**

Pick year for ownership information 

USDA county office/Ownership:

Percentage
Share*

Starland Hutterian Brethren Inc
ownership information from 2008
Sibley County, Minnesota

Members Of Starland

100.00%

* According to USDA percentage shares for ownership may not reflect share of subsidy payments. EWG review shows that share information on file with USDA may not always equal 100 percent. Most recent percentage share information is from 2008. Future release of this information was barred by law in the 2008 Farm Bill.

Note: The information on conservation spending for 2010 is incomplete due to missing data from USDA's Natural Resource Conservation Service. Payment data currently are not included for the Environmental Quality Incentives Program, but will be added once NRCS makes it available.

The information provided for the Wetland Reserve Program (WRP) provides an inaccurate picture of how WRP payments are distributed. USDA's Natural Resource Conservation Service uses title companies as intermediaries to finalize wetlands easements under the Wetlands Reserve Program. As a result, the data provided to us shows large sums of money going to these title companies. In reality, the payments are ultimately distributed to landowners participating in the WRP.

Unfortunately, NRCS has not provided the data to show where these farms and wetlands are located or which farmers or landowners are enrolling in the program, so EWG is unable to allocate these large sums of money to individuals beyond the title companies. Therefore, these companies skew the conservation rankings and payment concentration, which EWG cannot avoid unless and until NRCS makes available the additional farm attribution data. Therefore, we have not included WRP payments in the 2010 data update.

Finally, we have separated data on farm commodity, disaster and conservation payments in order to provide a more accurate picture of top recipients and concentration of payments among the three main categories of USDA programs.

USDA subsidy information for **Members Of Starland**

Recipient's ownership share(s)

Recipient:	County	Percentage Share*
	Sibley County, Minnesota	100.0 %
<u>Starland Hutterian Brethren Inc</u>	Sibley County, Minnesota	100.0 %
	Sibley County, Minnesota	100.0 %

* Most recent percentage share information is from 2008. According to USDA percentage shares for ownership may not reflect share of subsidy payments. EWG review shows that share information on file with USDA may not equal 100 percent.

Note: The information on conservation spending for 2010 is incomplete due to missing data from USDA's Natural Resource Conservation Service. Payment data currently are not included for the Environmental Quality Incentives Program, but will be added once NRCS makes it available.

The information provided for the Wetland Reserve Program (WRP) provides an inaccurate picture of how WRP payments are distributed. USDA's Natural Resource Conservation Service uses title companies as intermediaries to finalize wetlands easements under the Wetlands Reserve Program. As a result, the data provided to us shows large sums of money going to these title companies. In reality, the payments are ultimately distributed to landowners participating in the WRP.

Unfortunately, NRCS has not provided the data to show where these farms and wetlands are located or which farmers or landowners are enrolling in the program, so EWG is unable to allocate these large sums of money to individuals beyond the title companies. Therefore, these companies skew the conservation rankings and payment concentration, which EWG cannot avoid unless and until NRCS makes available the additional farm attribution data. Therefore, we have not included WRP payments in the 2010 data update.

Finally, we have separated data on farm commodity, disaster and conservation payments in order to provide a more accurate picture of top recipients and concentration of payments among the three main categories of USDA programs.